The technical information contained in this document is the exclusive property of Schneider Electric Industries S.A.S and cannot be used or disclosed to third parties of any kind without its written consent. Only those drawings and diagrams marked "issued after order" can be used in execution. All drawings shown in this diagram are in open position, drawn out with operating mechanism discharged and all power sources off.

Les informations techniques contenues dans ce document sont la propriete exclusive de Schneider Electric Industries S.A.S et ne peuvent etre utilisees ou divulguees a des tiers quelqu'ils soient sans son accord ecrit. Seuls nous engagent: pour ce schéma sont en position ouvert - désarmés - déroches - toutes sources coupées.

Ind Rev	Date Date	Modification / Modification	Nom / Name	Visa	Nom / Name	Visa	Nom / Name	Visa	Archiv. Micro-filmed
C	12/03/2012	Mise à jour	G.CERCIAT		VANSTRACEELE		BRUN		
B	12/07/2011	Modif.libellés entrées	G.CERCIAT		VANSTRACEELE		BRUN		
A	15/06/2011	Edition originale / First issue	G.CERCIAT		VANSTRACEELE		BRUN		
			Dessine / Drawn		Verifie / Checked		Approuve / Approved		

SCHEMA ARMOIRE
MONITORING
PTR

SOLAIRE DIRECT
FIGANIERES
FIGO-ET-E-PLA-S003

Echelle
Scale
1/1

Unite / Department
P&EC

Schneider Electric

Code diffusion
Distribution code

Projet - No commande
Project - Order No.
FR7000003

FIGA0208

Indice
Rev
C

Folio
Sheet
001

A3 garde - 11/2006

The technical information contained in this document is the exclusive property of Schneider Electric Industries S.A.S and cannot be used or disclosed to third parties of any kind without its written consent. Only those drawings and diagrams marked "Approved for construction" are to be used for execution. All drawings shown in the diagrams are in open position, drawn out with operating mechanism discharged and all power sources off.

Les informations techniques contenues dans ce document sont la propriete exclusive de Schneider Electric Industries S.A.S et ne peuvent etre utilisees ou divulguees a des tiers quels qu'ils soient sans son accord ecrit. Seuls nous engagent les dessins portant la mention "Approuve pour construire". Les appareils representes sur ce schéma sont en position ouvert - désarmés - débrochés - toutes sources coupées.

Folio Sheet	Designation Designation	Indice de modification Revision									
001	PAGE DE GARDE / FRONT PAGE	A	B	C							
002	PAGE RECAPITULATIVE / SUMMARY	A	B	C							
010	LISTE DES SYMBOLES / SCHEDULE OF SYMBOLS	A	C								
011	LISTE DES SYMBOLES / SCHEDULE OF SYMBOLS	A	C								
012	PRINCIPE DE REPERAGE / PRINCIPLE OF MARKING	A									
013	REPERES ESSENTIELS - TABLE 1 - / HIGHER-LEVEL DESIGNATION - TABLE 1 -	A									
014	REPERAGE EMPLACEMENTS PHYSIQUES - TABLE 2 - / LOCATIONS OF ITEMS - TABLE 2 -	A									
015	REPERAGE DES MATERIELS - TABLE 3 - / IDENTIFICATION ITEMS - TABLE 3 -	A									
019	MARQUAGE / NAME PLATE	A									
020	UNIFILAIRE / SINGLE LINE DIAGRAM	A									
021	UNIFILAIRE / SINGLE LINE DIAGRAM	A									
032	ALIMENTATION 230VCA / 230VAC POWER SUPPLY	A									
033	ALIMENTATION 24VCC / 24VDC POWER SUPPLY	A									
034	DISTRIBUTION DES POLARITES 24VCC / 24VDC DISTRIBUTION	A									
035	DISTRIBUTION DES POLARITES 24VCC / 24VDC DISTRIBUTION	A									
038	COMMANDE ONDULEURS / INVERTERS CONTROL	A									
040	EXTENSEUR MODBUS RS485 24VCC / RS485 LINK EXTENDER 24VDC	A									
041	EXTENSEUR MODBUS RS485 24VCC / RS485 LINK EXTENDER 24VDC	A									
042	EXTENSEUR MODBUS RS485 24VCC / RS485 LINK EXTENDER 24VDC	A									
044	COFFRET OPTIQUE FIDJI V2 / OPTICAL BOX FIDJI V2	A									
045	SWITCH ETHERNET / ETHERNET SWITCH	A									
052	API NAPAC / PLC NAPAC	A									
054	CARTE 16 ENTREES TOR ENTREES 1 A 8 / 16 DIGITAL INPUTS BOARD INPUTS 1 TO 8	A									
055	CARTE 16 ENTREES TOR ENTREES 9 A 16 / 16 DIGITAL INPUTS BOARD INPUTS 9 TO 16	A	B								
056	CARTE 16 ENTREES TOR ENTREES 1 A 8 / 16 DIGITAL INPUTS BOARD INPUTS 1 TO 8	A	B	C							
057	CARTE 16 ENTREES TOR ENTREES 9 A 16 / 16 DIGITAL INPUTS BOARD INPUTS 9 TO 16	A	B								
058	CARTE 4 ENTREES ANALOGIQUES UNIVERSELLES / 4 UNIVERSAL ANALOG INPUTS BOARD	A									
059	CARTE 4 SORTIES TOR RELAIS ELECTROMECANIQUES / 4 DIGITAL OUTPUTS BOARD ELECTROMECHANICAL RELAYS	A									
060	RESERVES SUR BORNES / SPARES ON TERMINALS	A									
061	RESERVES SUR BORNES / SPARES ON TERMINALS	A									
100	Armoire SM 2000 x 600 x 300	A									
101	Armoire SM Implantation matériel	A									
103	Fixation au sol	A									
150	BORNIER : =N201+AP01-X1 / TERMINAL BLOCK : =N201+AP01-X1	A									
151	BORNIER : =N201+AP01-X2 / TERMINAL BLOCK : =N201+AP01-X2	A									
152	BORNIER : =N201+AP01-X3 / TERMINAL BLOCK : =N201+AP01-X3	A									
153	BORNIER : =N201+AP01-X4 / TERMINAL BLOCK : =N201+AP01-X4	A									
154	BORNIER : =N201+AP01-X021 / TERMINAL BLOCK : =N201+AP01-X021	A									
155	BORNIER : =N201+AP01-X022 / TERMINAL BLOCK : =N201+AP01-X022	A									
156	BORNIER : =N201+AP01-X031 / TERMINAL BLOCK : =N201+AP01-X031	A									
157	BORNIER : =N201+AP01-X033 / TERMINAL BLOCK : =N201+AP01-X033	A									
158	BORNIER : =N201+AP01-X034 / TERMINAL BLOCK : =N201+AP01-X034	A									

Archivage
Microfilmed

PAGE RECAPITULATIVE / SUMMARY

SOLAIRE DIRECT
FIGANIERES
FIGO-ET-E-PLA-S003

Schneider Electric

FIGA0208

Projet - No commande / Project - Order No.	Indice / Rev	Folio / Sheet
FR7000003	C	002

A3 recap 1 - 11/2006

Folio Sheet	Designation Designation	Indice de modification Revision
200	NOMENCLATURE / PART LIST	A
201	NOMENCLATURE / PART LIST	A

The technical information contained in this document is the exclusive property of Schneider Electric Industries S.A.S and cannot be used or disclosed to third parties of any kind without its written consent. Only those drawings and diagrams marked "for construction" are to be used for execution. All devices shown in the diagrams are in open position, drawn out with operating mechanism discharged and all power sources off.

Les informations techniques contenues dans ce document sont la propriete exclusive de Schneider Electric Industries S.A.S et ne peuvent etre utilisees ou divulguees a des tiers quels qu'ils soient sans son accord ecrit. Seuls nous engagent sur ce document les plans et schemas marqués "a construire". Les appareils representes sur ce schéma sont en position ouvert - désarmés - débrochés - toutes sources coupées.

Archivage
Microfilmed

PAGE RECAPITULATIVE / SUMMARY

SOLAIRE DIRECT
FIGANIERES
FIGO-ET-E-PLA-S003

Schneider Electric

FIGA0208

Projet - No commande Project - Order No.	Indice Rev	Folio Sheet
FR7000003	C	003

A3 recap 1 - 11/2006

SYMBOLE SYMBOL	CODE	LEGENDE DESCRIPTION	SYMBOLE SYMBOL	CODE	LEGENDE DESCRIPTION	SYMBOLE SYMBOL	CODE	LEGENDE DESCRIPTION
		CONTACT A FERMETURE MAKE CONTACT			DISPOSITIF D'ACCROCHAGE EN PRISE DEVICE FOR RESTRICTING MOVEMENT BLOCKED POSITION		G	ELEMENT DE PILE OU ACCUMULATEUR PRIMARU CELL OR ACCUMULATOR
		CONTACT A OUVERTURE BREAK CONTACT			DISPOSITIF D'ACCROCHAGE LIBERE DEVICE FOR RESTRICTING MOVEMENT UNBLOCKED POSITION			
		CONTACT INVERSEUR CHANGE OVER CONTACT			TERRE DE PROTECTION EARTH PROTECTION		H	LAMPE DE SIGNALISATION SIGNAL LAMP
		CONTACT NO TEMPORISE AU TRAVAIL MAKE CONTACT DELAY WHEN OPERATING			TERRE FONCTIONNELLE FUNCTIONNAL EARTH		H	VOYANT MECANIQUE DE SIGNALISATION MECHANICAL INDICATOR
		CONTACT NF TEMPORISE AU TRAVAIL BREAK CONTACT DELAY WHEN OPERATING			TERRE EARTH		H	AVERTISSEUR HORN
		CONTACT NO TEMPORISE AU REPOS MAKE CONTACT DELAY WHEN RELEASING	P	B	COMMANDE PAR PRESSION OPERATED BY PRESSURE		H	SONNERIE HORN
		CONTACT NF TEMPORISE AU REPOS MAKE CONTACT DELAY WHEN RELEASING	U	B	COMMANDE PAR TEMPERATURE OPERATED BY TEMPERATURE			
		CONTACT DE PASSAGE A LA FERMETURE PASSING MAKE CONTACT CLOSING NOMENTARILY DURING OPERATION	h	B	COMMANDE PAR NIVEAU OPERATED BY LEVEL		KA	RELAIS - ORGANE DE COMMANDE RELAY - COIL
		CONTACT DE PASSAGE A L'OUVERTURE PASSING BREAK CONTACT CLOSING NOMENTARILY DURING OPERATION					KA	RELAIS A MISE AU REPOS RETARDEE SLOW RELEASING RELAY COIL
		CONTACT A FERMETURE ANTERIEURE AUX AUTRES CONTACTS DE L'ENSEMBLE MAKE CONTACT WICH OPERATES EARLIER RELATIVE TO THE ASSEMBLY OF CONTACT		C	CAPACITE - CONDENSATEUR CAPACITANCE - CAPACITOR		KA	RELAIS A MISE AU TRAVAIL RETARDEE SLOW OPERATING RELAY COIL
		CONTACT A FERMETURE POSTERIEURE AUX AUTRES CONTACTS DE L'ENSEMBLE MAKE CONTACT WICH OPERATES LATER RELATIVE TO THE ASSEMBLY OF CONTACT		E	RESISTANCE DE CHAUFFAGE HEATING RESISTOR		KM	CONTACTEUR CONTACTOR
		CONTACT A OUVERTURE POSTERIEURE AUX AUTRES CONTACTS DE L'ENSEMBLE BREAK CONTACT WICH OPERATES LATER RELATIVE TO THE ASSEMBLY OF CONTACT						
		CONTACT A OUVERTURE ANTERIEURE AUX AUTRES CONTACTS DE L'ENSEMBLE MAKE CONTACT WICH OPERATES EARLIER RELATIVE TO THE ASSEMBLY OF CONTACT		F	PARAFOUDRE LIGHTNING ARRESTER		P	INDICATEUR - SYMBOLE GENERAL INDICATING INSTRUMENT - GENERAL SYMBOL
		DISPOSITIF D'EMBROCHAGE WITHDRAWABLE DEVICE		F	COUPE CIRCUIT FUSE		P	ENREGISTREUR- SYMBOLE GENERAL RECORDING INSTRUMENT - GENERAL SYMBOL
		VERROUILLAGE MECANIQUE MECHANICAL INTERLOCK		F	DETECTION DE SURINTENSITE - EFFET THERMIQUE OVERCURRENT DETECTION - THERMAL EFFECT		P	COMPTEUR- SYMBOLE GENERAL INTEGRATING METER - GENERAL SYMBOL
		ENROULEMENT WINDING		F	DETECTION DE SURINTENSITE - EFFET MAGNETIQUE OVERCURRENT DETECTION - MAGNETIC EFFECT			

The technical information contained in this document is the exclusive property of Schneider Electric Industries S.A.S and cannot be used or disclosed to third parties of any kind without its written consent. Only those drawings and diagrams marked "Issued for construction" are to be used for execution. All drawings shown in this diagrams are in open position, drawn out with operating mechanism discharged and all power sources off.

Les informations techniques contenues dans ce document sont la propriete exclusive de Schneider Electric Industries S.A.S et ne peuvent etre utilisees ou divulguees a des tiers quels qu'ils soient sans son accord ecrit. Seuls nous en engageant pour ce schema sont les plans et dessins marqués "emis pour execution". Les appareils representes sur ce schéma sont en position ouvert - désarmés - débrochés - toutes sources coupées.

Ind. Rev	Date Date	Modification / Modification	Archiv. Micro-filmed	Ind. Rev	Date Date	Modification / Modification	Archiv. Micro-filmed
C	12/03/2012	Mise à jour					
A	15/06/2011	Edition originale / First issue					

LEGENDE DES SYMBOLES / SCHEDULE OF SYMBOLS - LEGEND OF SYMBOLS N°1

SOLAIRE DIRECT
FIGANIERES
FIGO-ET-E-PLA-S003

Schneider Electric

FIGA0208

Projet - No commande / Project - Order No.	Indice Rev	Folio Sheet
FR7000003	C	010

SYMBOLE SYMBOL	CODE	LEGENDE DESCRIPTION	SYMBOLE SYMBOL	CODE	LEGENDE DESCRIPTION	SYMBOLE SYMBOL	CODE	LEGENDE DESCRIPTION
	Q	INTERRUPTEUR SWITCH		S	COMMANDE PAR LEVIER OPERATED BY LEVER		U	CONVERTISSEUR TRANSDUCER
	Q	DISJONCTEUR CIRCUIT BREAKER		S	COMMANDE PAR CLEF OPERATED BY KEY			
	Q	SECTIONNEUR DISCONNECTOR (ISOLATOR)		S	TL OU TPL POUR SECTIONNEUR DISCREPANCY SWITCH FOR DISCONNECTOR		V	FONCTION REDRESSEUSE RECTIFYING FUNCTION
	Q	INTERRUPTEUR SECTIONNEUR SWITCH DISCONNECTOR		S	TL OU TPL POUR DISJONTEUR DISCREPANCY SWITCH FOR CB			
	Q	COMMANDE PAR MOTEUR OPERATED BY MOTOR		S	BOITIER DE SIGNALISATION ALARM ANNUNCIATOR			
	R	SHUNT SHUNT		T	TRANSFORMATEUR DE COURANT UNIIFILAIRE CURRENT TRANSFORMER SLD		X	BOITE D'ESSAI TEST BLOCK
	R	RESISTANCE RESISTOR		T	TRANSFORMATEUR DE COURANT MULTIFILAIRE CURRENT TRANSFORMER TRIPOLAR DRAWING		X	BORNE SIMPLE ORDINARY TERMINAL BLOCK
				T	TRANSFORMATEUR DE TENSION MULTIFILAIRE VOLTAGE TRANSFORMER TRIPOLAR DRAWING		X	BORNE SECTIONABLE INTERRUPTIBLE TERMINAL BLOCK
	S	CONTACT DE POSITION NO MAKE CONTACT OF LIMIT SWITCH		T	ENROULEMENT DE TRANFORMATEUR DE PUISSANCE - MULTIFILAIRE POWER TRANSFORMER WINDING - TRIPOLAR DRAWING		X	BORNE FUSIBLE FUSE CARIER TERMINAL BLOCK
	S	CONTACT DE POSITION NF BREAK CONTACT OF LIMIT SWITCH		T	ENROULEMENT DE TRANFORMATEUR DE PUISSANCE - MULTIFILAIRE POWER TRANSFORMER WINDING - TRIPOLAR DRAWING		X	BORNE DIODE DIODE TERMINAL BLOCK
	S	COMMUTATEUR UNIPOLAIRE A N DIRECTIONS SINGLE POLE N POSITIONS SWITCH		T	TRANFORMATEUR DE PUISSANCE - UNIFILAIRE POWER TRANSFORMER - SLD		X	BORNE RESISTANCE RESISTOR TERMINAL BLOCK
	S	COMMANDE PAR POUSSOIR OPERATED BY PUSHING		T	AUTOTRANFORMATEUR DE PUISSANCE - UNIFILAIRE POWER AUTOTRANSFORMER WINDING - SLD		X	BROCHE MALE DE CONNECTEUR MAL CONNECTOR PIN
	S	COMMANDE PAR TIRETTE OPERATED BY PULLING		T	TRANSFORMATEUR D'ISOLEMENT ISOLATING TRANSFORMER		X	BROCHE FEMELLE DE CONNECTEUR FEMALE CONNECTOR PIN
	S	COMMANDE ROTATIVE OPERATED BY TURNING						
	S	BOUTON POUSSOIR COUP DE POING EMERGENCY SWITCH						

The technical information contained in this document is the exclusive property of Schneider Electric Industries S.A.S and cannot be used or disclosed to third parties of any kind without its written consent. Only those drawings and diagrams marked "approved for construction" are authorized for execution. All drawings are in the diagrams are in open position, drawn out with operating mechanism discharged and all power sources off.

Les informations techniques contenues dans ce document sont la propriete exclusive de Schneider Electric Industries S.A.S et ne peuvent etre utilisees ou divulguees a des tiers quels qu'ils soient sans son accord ecrit. Seuls nous engagent ceux des plans et des diagrammes ayant ete "approuves pour la construction". Les appareils representes sur ce schéma sont en position ouvert - désarmés - débrochés - toutes sources coupées.

Ind. Rev	Date Date	Modification / Modification	Archiv. Micro-filmed	Ind. Rev	Date Date	Modification / Modification	Archiv. Micro-filmed
C	12/03/2012	Mise à jour					
A	15/06/2011	Edition originale / First issue					

LEGENDE SYMBOLES / SCHEDULE OF SYMBOLS - LEGEND SYMBOLS N°2

SOLAIRE DIRECT
FIGANIERES
FIGO-ET-E-PLA-S003

Schneider Electric

FIGA0208

Projet - No commande / Project - Order No.	Indice Rev	Folio Sheet
FR7000003	C	011

A3 suite - 11/2006

LE REPERAGE DES APPAREILS EST CONFORME A LA NORME CEI. ADDITION DE 4 BLOCS DE CARACTERES

= ANN	+ AANN	- AA*N*N	: CC*C*
bloc 1*	bloc 2	bloc 3	bloc 4

A = Alphabétique
N = Numérique
C = Alphanumérique
* = facultatif

Ex : =D01 +AB01 -KA1 :13

- :13 — repère du N° de borne
- -KA1 — repère du matériel (racine et n° d'ordre)
- +AB01 — repère de l'emplacement physiquel (zone ; localisation)
- =D01 — repère essentiel (ensemble ou fonction)

bloc 1 =ANN "=" symbole distinctif **repère essentiel**

Repère principal caractérisant chaque subdivision importante d'une installation ou ensemble (fonctionnel). Il est facultatif.
Le 1° caractère est choisi dans la "TABLE 1.
Cette table donne les lettres repères des niveaux de tension et des fonctions non spécifiques à une travée ou un niveau de tension.

bloc 2 +AANN "+" symbole distinctif **repère de l'emplacement physique**

Repère de l'adresse physique du matériel.
Repère de l'équipement qui contient le matériel (choix des deux premiers caractères dans la "TABLE 2").

bloc 3 -AA*N*N "-" symbole distinctif **repère matériel**

Repère complet du nom de l'appareil. La première lettre indique la fonction générale de l'appareil. Choix "TABLE 3".

bloc 4 :CC*C* ":" symbole distinctif **repère du N° de borne**

Repère composé indifféremment de lettres ou de chiffres.

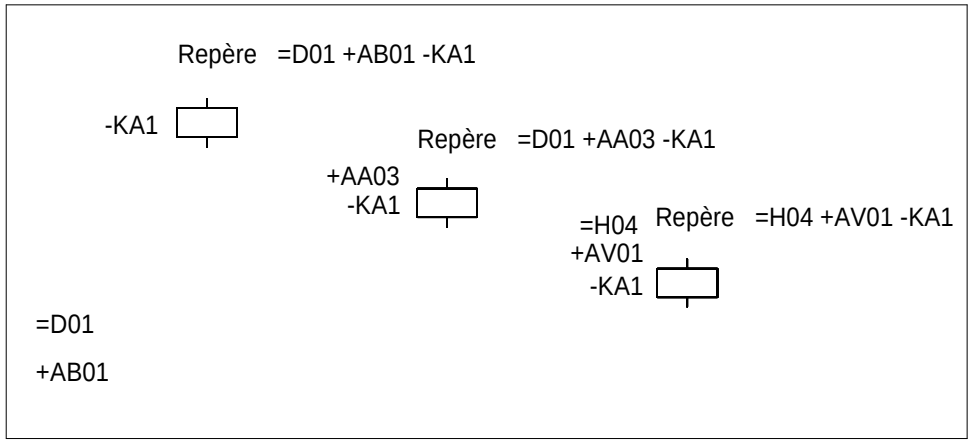

ACCORDING TO STANDARD, MARKING OF EQUIPMENTS IS MADE WITH 4 BLOCKS OF CHARACTERS

= ANN	+ AANN	- AA*N*N	: CC*C*
block 1*	block 2	block 3	block 4

A = Alphabetic
N = Numeric
C = Alphanumeric
* = optional

Ex : =D01 +AB01 -KA1 :13

- :13 — terminal designation
- -KA1 — identification of item (root & sequence N°)
- +AB01 — location of item (zone ; location)
- =D01 — higher-level designation (set or function)

block 1 =ANN "=" distinctive symbol **higher level designation**

Item designation for any major part of plant or function. Optional.
First character is given by "TABLE 1".
This table gives codes for voltage levels and for no attached functions to a particular bay or voltage level.

block 2 +AANN "+" distinctive symbol **location of item**

Designation for location item.
Indicates equipment wich conttains the item (choice of the 2 first characters "TABLE 2").

block 3 -AA*N*N "-" distinctive symbol **identification of item**

Complete designation of item identification. 1st character indicates general function of item. Choice "TABLE 3".

block 4 :CC*C* ":" distinctive symbol **terminal designation**

Designation composed of letters or numbers.

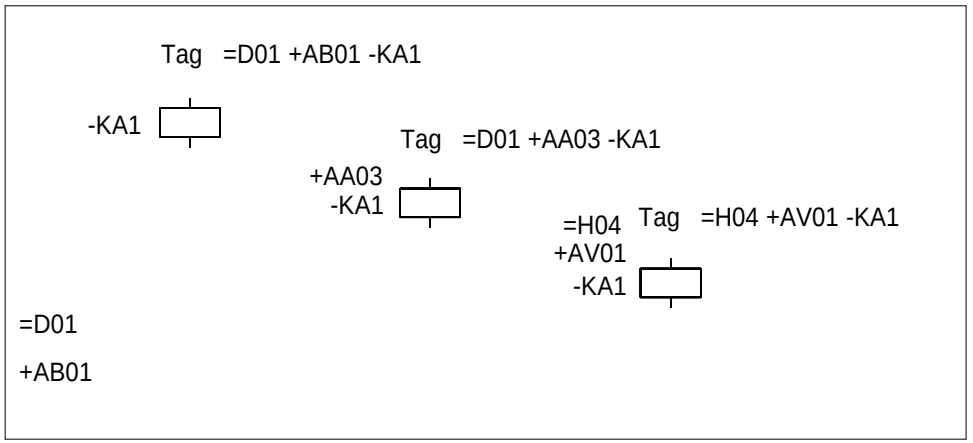

The technical information contained in this document is the exclusive property of Schneider Electric Industries S.A.S and cannot be used or disclosed to third parties of any kind without its written consent. Only those drawings and diagrams specifically agreed upon in writing may be used for work with electrical equipment. All drawings and diagrams are in open position, drawn out with operating mechanism discharged and all power sources off.

Les informations techniques contenues dans ce document sont la propriete exclusive de Schneider Electric Industries S.A.S et ne peuvent etre utilisees ou divulguees a des tiers quels qu'ils soient sans son accord ecrit. Seuls nous engagent ceux qui ont ete specifiquement ecrits et convenus. Les schemas et diagrammes sur ce schéma sont en position ouvert - désarmés - débrochés - toutes sources coupées.

Ind. Rev	Date Date		Archiv. Micro-filmed	Ind. Rev	Date Date	Modification / Modification	Archiv. Micro-filmed
A	15/06/2011	Edition originale / First issue					

PRINCIPE DE REPERAGE / PRINCIPLE OF MARKING
-
PRINCIPE OF MARKING

SOLAIRE DIRECT
FIGANIERES
FIGO-ET-E-PLA-S003

Schneider Electric

FIGA0208

Projet - No commande / Project - Order No.	Indice Rev	Folio Sheet
FR7000003	A	012

A3 suite - 11/2006

The technical information contained in this document is the exclusive property of Schneider Electric Industries S.A.S and cannot be used or disclosed to third parties of any kind without its written consent. Only those drawings and diagrams marked "certified" are to be used for execution purposes. Only those drawings and diagrams are in open position, drawn out with operating mechanism discharged and all power sources off.

Les informations techniques contenues dans ce document sont la propriete exclusive de Schneider Electric Industries S.A.S et ne peuvent etre utilisees ou divulguees a des tiers quels qu'ils soient sans son accord ecrit. Seuls nous engagent ceux marques "certifie" sur ce schéma sont en position ouvert - désarmés - déchoché - toutes sources coupées.

NIVEAUX DE TENSION

LETTRES	TENSIONS
B	> 420kV
C	380 à 419kV
D	220 à 379kV
E	110 à 219kV
F	60 à 109kV
G	45 à 59kV
H	30 à 44kV
J	20 à 29kV
K	10 à 19kV
L	6 à 9kV
M	1 à 5kV
N0	500 - 999VCA
N1	300 - 499VCA
N2	50 - 299VCA
N3	< 49VCA
N5	> 250VCC
N6	150 - 249VCC
N7	50 - 149VCC
N8	25 - 49VCC
N9	< 24VCC

FONCTIONS NON SPECIFIQUES A UNE TRAVEE OU A UN NIVEAU DE TENSION

LETTRES	FONCTIONS
Q	MESURE - COMPTAGE - ENREGISTREMENT
R	PROTECTIONS
S	ECLAIRAGE - CLIMATISATION - INSTAL DOMESTIQUE
T	TRANSFORMATEUR
U	COMMUNS - TRANCHE GENERALE
V	
W	INTERFACES
X	CONSIGNATEURS - OSCILLOPERTURBOGRAPHE
Y	SYSTEME TELECOMMUNICATION
Z	CABLE

Le numéro de la travée est donné par deux chiffres caractéristiques de 01 à 99.
Les chiffres "00" sont utilisés pour les équipements communs à un niveau de tension et plusieurs travées.

ex : =E00, repère essentiel de l'ensemble fonctionnel commun à toutes les travées 132kV.
+E00.AB01, armoire de relayage N°1 (protection bar re)

EXEMPLES : +E04 Indique que l'emplacement appartient en totalité à la travée 110kV N°04
=C05 Indique la travée 400kV N°05
=R01 Indique l'ensemble fonctionnel "PROTECTION INCENDIE" N°01

LEVEL VOLTAGE

LETTRES	VOLTAGE
B	> 420kV
C	380 à 419kV
D	220 à 379kV
E	110 à 219kV
F	60 à 109kV
G	45 à 59kV
H	30 à 44kV
J	20 à 29kV
K	10 à 19kV
L	6 à 9kV
M	1 à 5kV
N0	500 - 999VAC
N1	300 - 499VAC
N2	50 - 299VAC
N3	< 49VAC
N5	> 250VDC
N6	150 - 249VDC
N7	50 - 149VDC
N8	25 - 49VDC
N9	< 24VDC

NO ATTACHED FUNCTIONS TO A PARTICULAR BAY OR A VOLTAGE LEVEL

LETTRES	VOLTAGE
Q	MEASURING - RECORDING - METERING
R	PROTECTIONS
S	LIGHTING, AIR CONDITIONING, DOMESTIC
T	TRANSFORMER
U	COMMONS
V	
W	INTERFACES
X	EVENTS & FAULT RECORDER, SUPERVISION
Y	TELECOMMUNICATION SYSTEM, ALARMS STATUS
Z	CABLE

Bay number is given by two figures from 01 to 99.
Figures "00" are used for common equipment to a voltage level and several bays

eg ; =E00, higher level of designation 132kV busbar
+E00, AB01, 132kV common relaying cubicle N°1 (bus bar protection)

EXAMPLES : +E04 Indicates that the localisation is fully attached to bay 110kV N°04
=C05 Indicates bay 400kV N°05
=R01 Indicates the function "FIRE PROTECTION" N° 01

Ind. Rev	Date Date	Modification / Modification	Archiv. Micro-filmed	Ind. Rev	Date Date	Modification / Modification	Archiv. Micro-filmed
A	15/06/2011	Edition originale / First issue					

REPERES ESSENTIELS
- TABLE 1 - /
HIGHER-LEVEL DESIGNATION
- TABLE 1 -
HIGHER-LEVEL DESIGNATION

SOLAIRE DIRECT
FIGANIERES
FIGO-ET-E-PLA-S003

Schneider Electric

FIGA0208

Projet - No commande / Project - Order No.	Indice / Rev	Folio / Sheet
FR7000003	A	013

A3 suite - 11/2006

CODE	DESIGNATION
AC	Tableau de commande et protection Control and relay board
AD	Tableau de comptage - mesure Metering - Measuring board
AE	Armoire enregistreur de pertubations Fault recorder cubicle
AF	Armoire de travée Marshalling kiosk
AG	Coffret intensité Current box
AH	Coffret tension Voltage box
AJ	Armoire - coffret d'éclairage Lighting cubicle - box
AL	Armoire monitoring de livraison (PDL) Monitoring delivery board (PDL)
AM	Coffret auxiliaires transformateur Transformer auxiliaries box
AN	Coffret régleur transformateur On load tap changer box
AO	Armoire / coffret synchro Synchro panel
AP	Armoire monitoring de transformation (PTR) Monitoring transformer board (PTR)

CODE	DESIGNATION
AQ	Armoire contrôle et régulation tension du transformateur Transformer auto voltage regulation cubicle
AS	Armoire auxiliaires courant alternatif AC low voltage auxiliaries cubicle
AT	Armoire auxiliaires courant continu DC low voltage auxiliaries cubicle
AU	Armoire auxiliaires groupe de secours Emergency generator auxiliaries cubicle
AV	Caisson-coffret BT des cellules MT MV SWGR low voltage cubicle-box
AW	Armoire des auxiliaires disjoncteur Circuit breaker auxiliaries cubicle
AX	Armoire des auxiliaires sectionneur Disconnecting switch auxiliaries cubicle

The technical information contained in this document is the exclusive property of Schneider Electric Industries S.A.S and cannot be used or disclosed to third parties of any kind without its written consent. Only those drawings and diagrams marked "for construction" or "for execution" are to be used for execution. All drawings shown in the diagrams are in open position, drawn out with operating mechanism discharged and all power sources off.

Les informations techniques contenues dans ce document sont la propriete exclusive de Schneider Electric Industries S.A.S et ne peuvent etre utilisees ou divulguees a des tiers quels qu'ils soient sans son accord ecrit. Seuls nous engageant sont les schemas marques "pour construction" ou "pour execution". Les schemas ci-dessous sont en position ouvert - appareils representes sur ce schéma sont en position ouvert - désarmés - débrochés - toutes sources coupées.

Ind. Rev	Date Date	Modification / Modification	Archiv. Micro-filmed	Ind. Rev	Date Date	Modification / Modification	Archiv. Micro-filmed
A	15/06/2011	Edition originale / First issue					

RERERGE EMPLACEMENT PHYSIQUES
- TABLE 2 - /
LOCATION OF ITEMS
- TABLE 2 -
LOCATION OF ITEM

SOLAIRE DIRECT
FIGANIERES
FIGO-ET-E-PLA-S003

Schneider Electric

FIGA0208

Projet - No commande Project - Order No.	Indice Rev	Folio Sheet
FR7000003	A	014

A3 suite - 11/2006

CODE	DESIGNATION - (Famille de symbole) / (Family of symbol)
A	Ensemble, Sous-ensemble - (démarreur de moteur, automates) Assemblie, Subassemblie - (motor starter, programmable logic device)
B	Transducteur de grandeur non électrique en grandeur électrique - (détecteur, capteur) Transducer from non electrical to electrical quantity - (detector, sensor)
C	Condensateur Capacitor
D	Operateur binaire, Mise en mémoire, Temporisation Binary operator, Storage device delay, Delay device
E	Matériel divers - (chauffage, éclairage, divers) Miscellaneous - (heating, lighting, various)
F	Dispositif de protection - (fusible, protection, relais thermique & magnétique, relais de mesure) Protective device - (fuse, thermal & magnetic relay, measuring relay)
G	Générateur, Alimentation de puissance - (générateur, batterie) Generator, Power supply - (generator, battery)
H	Dispositif de signalisation - (signalisation) Signalling device - (signalling)
KA	Relais, Contacteur - (relais auxiliaire, contact) Relay, Contactor - (auxiliairy relay, contact)
KM	Relais, Contacteur - (contacteur de puissance, contact) Relay, Contactor - (power contactor, contact)
L	Reactance - (inductance) Reactor - (inductance)
M	Moteur Motor
N	Dispositif analogique-numérique Analogue digital device
P	Instruments de mesure - (appareil de mesure, indicateur, enregistreur) Measuring equipment - (measuring instrument)
Q	Appareil de connexion pour circuit de puissance - (disjoncteur, interrupteur, sectionneur, contacteur disj) Switching device for power circuit - (circuit breaker,switch, disconnector,circuit breaker contactor)

CODE	DESIGNATION - (Famille de symbole) / (Family of symbol)
R	Résistance - (résistance, shunt) Resistor - (resistor, shunt)
S	Appareil de connexion pour circuit de conduite, Selecteur - (bouton, commutateur,fin de course) Switching device for control, Circuit-selector - (button, turn switch, limit switch)
T	Transformateur Transformer
U	Transducteur, Convertisseur Transducer, Converter
V	Semiconducteur Semiconductor
W	Conducteur - Câble Conductor - Cable
X	Bornes - (prise de courant, répartiteur, borne) Terminals - (plug-in soket, distributor, terminal)
Y	Appareil mécanique actionné électriquement - (frein, électrovane) Electrical operated mechanical device - (brake, electrovalve)
Z	Régulateur, Filtre, Correcteur Regulator, Filter, Compandor

The technical information contained in this document is the exclusive property of Schneider Electric Industries S.A.S and cannot be used or disclosed to third parties of any kind without its written consent. Only those drawings and diagrams marked "Certified" are to be used for execution. All drawings shown in the diagrams are in open position, drawn out with operating mechanism discharged and all power sources off.

Les informations techniques contenues dans ce document sont la propriete exclusive de Schneider Electric Industries S.A.S et ne peuvent etre utilisees ou divulguees a des tiers quels qu'ils soient sans son accord ecrit. Seuls nous engageant sur ce document les plans et schemas marqués "Bon pour execution". Les appareils representes sur ce schéma sont en position ouvert - désarmés - débrochés - toutes sources coupées.

Ind. Rev	Date Date	Modification / Modification	Archiv. Micro-filmed	Ind. Rev	Date Date	Modification / Modification	Archiv. Micro-filmed
A	15/06/2011	Edition originale / First issue					

REPERAGE DES MATERIELS - TABLE 3 - / IDENTIFICATION ITEMS - TABLE 3 - IDENTIFICATION ITEM

SOLAIRE DIRECT
FIGANIERES
FIGO-ET-E-PLA-S003

Schneider Electric

FIGA0208

Projet - No commande / Project - Order No.	Indice Rev	Folio Sheet
FR7000003	A	015

A3 suite - 11/2006

ETIQUETTE COLLEE A L'INTERIEUR DE L'ARMOIRE
EN HAUT SUR LE FLANC GAUCHE
/

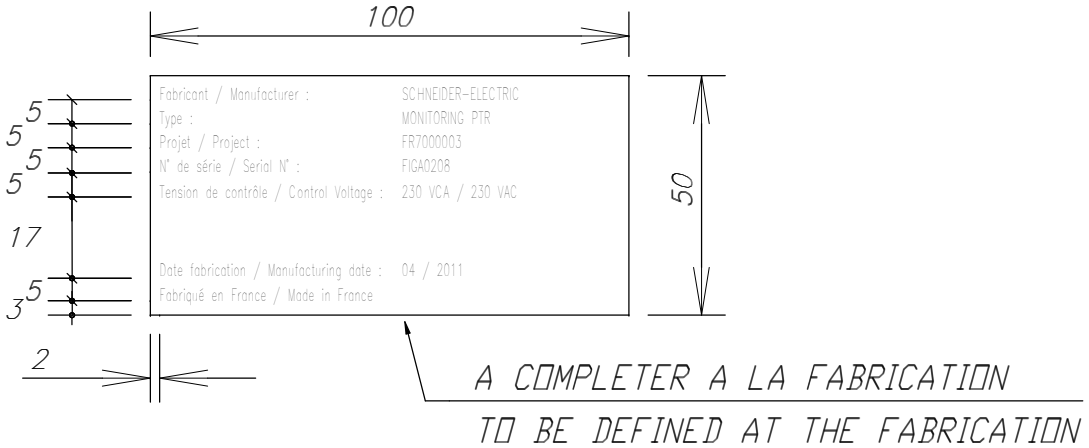

PLAQUE DILOPHANE GRAVEE AUTO-ADHESIVE

ECRITURE NOIRE SUR FOND BLANC

HAUTEUR DES LETTRES : 2.5 mm

CARACTERES : HELVETICA-NARROW

/

The technical information contained in this document is the exclusive property of Schneider Electric Industries S.A.S and cannot be used or disclosed to third parties of any kind without its written consent. Only those drawings and diagrams marked "certified for execution" are to be used for execution. All drawings shown in the diagrams are in open position, drawn out with operating mechanism discharged and all power sources off.

Les informations techniques contenues dans ce document sont la propriete exclusive de Schneider Electric Industries S.A.S et ne peuvent etre utilisees ou divulguees a des tiers quels qu'ils soient sans son accord ecrit. Seuls nous engagent pour execution les plans et schemas annotes "a fins d'execution". Les appareils representes sur ce schéma sont en position ouvert - désarmés - débrochés - toutes sources coupées.

Ind. Rev	Date Date	Modification / Modification	Archiv. Micro-filmed	Ind. Rev	Date Date	Modification / Modification	Archiv. Micro-filmed
A	15/06/2011	Edition originale / First issue					

MARQUAGE / NAME PLATE

SOLAIRE DIRECT
FIGANIERES
FIGO-ET-E-PLA-S003

Schneider Electric

FIGA0208

Projet - No commande / Project - Order No.	Indice Rev	Folio Sheet
FR7000003	A	019

A3 suite - 11/2006

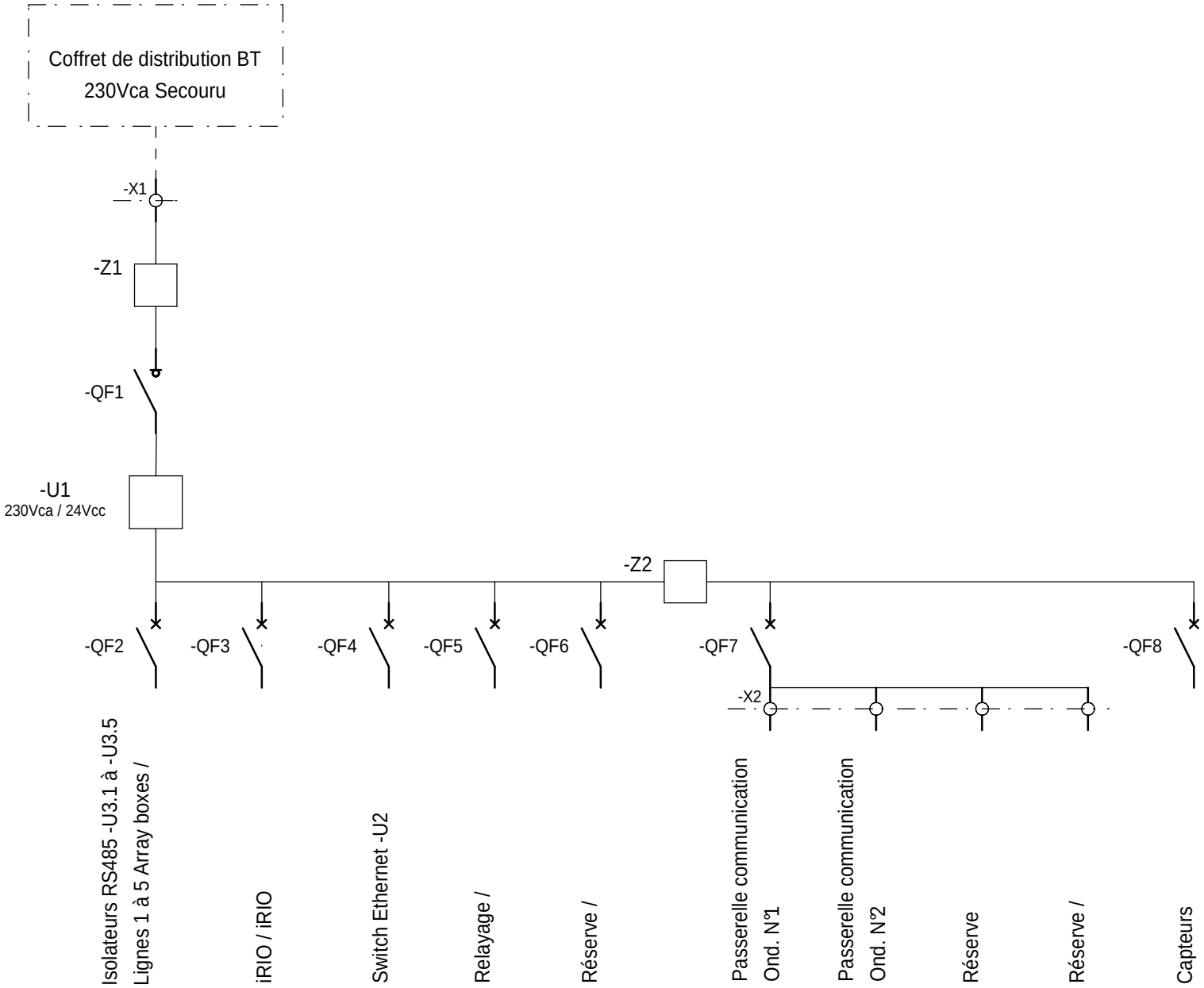

The technical information contained in this document is the exclusive property of Schneider Electric Industries S.A.S and cannot be used or disclosed to third parties of any kind without its written consent. Only those drawings and diagrams marked "for execution" or "for construction" are intended for execution. All devices shown in the diagrams are in open position, drawn out with operating mechanism discharged and all power sources off.

Les informations techniques contenues dans ce document sont la propriete exclusive de Schneider Electric Industries S.A.S et ne peuvent etre utilisees ou divulguees a des tiers quels qu'ils soient sans son accord ecrit. Seuls nous engageant sur ce schéma sont en position ouvert - désarmés - débrochés - toutes sources coupées.

Ind. Rev	Date Date		Archiv. Micro-filmed	Ind. Rev	Date Date	Modification / Modification	Archiv. Micro-filmed
A	15/06/2011	Edition originale / First issue					

UNIFILAIRE SIMPLIFIE / SINGLE LINE DIAGRAM
pages 020 à 029

SOLAIRE DIRECT
FIGANIERES
FIGO-ET-E-PLA-S003

Schneider Electric

FIGA0208

Projet - No commande Project - Order No.	Indice Rev	Folio Sheet
FR7000003	A	020

A3 suite - 11/2006

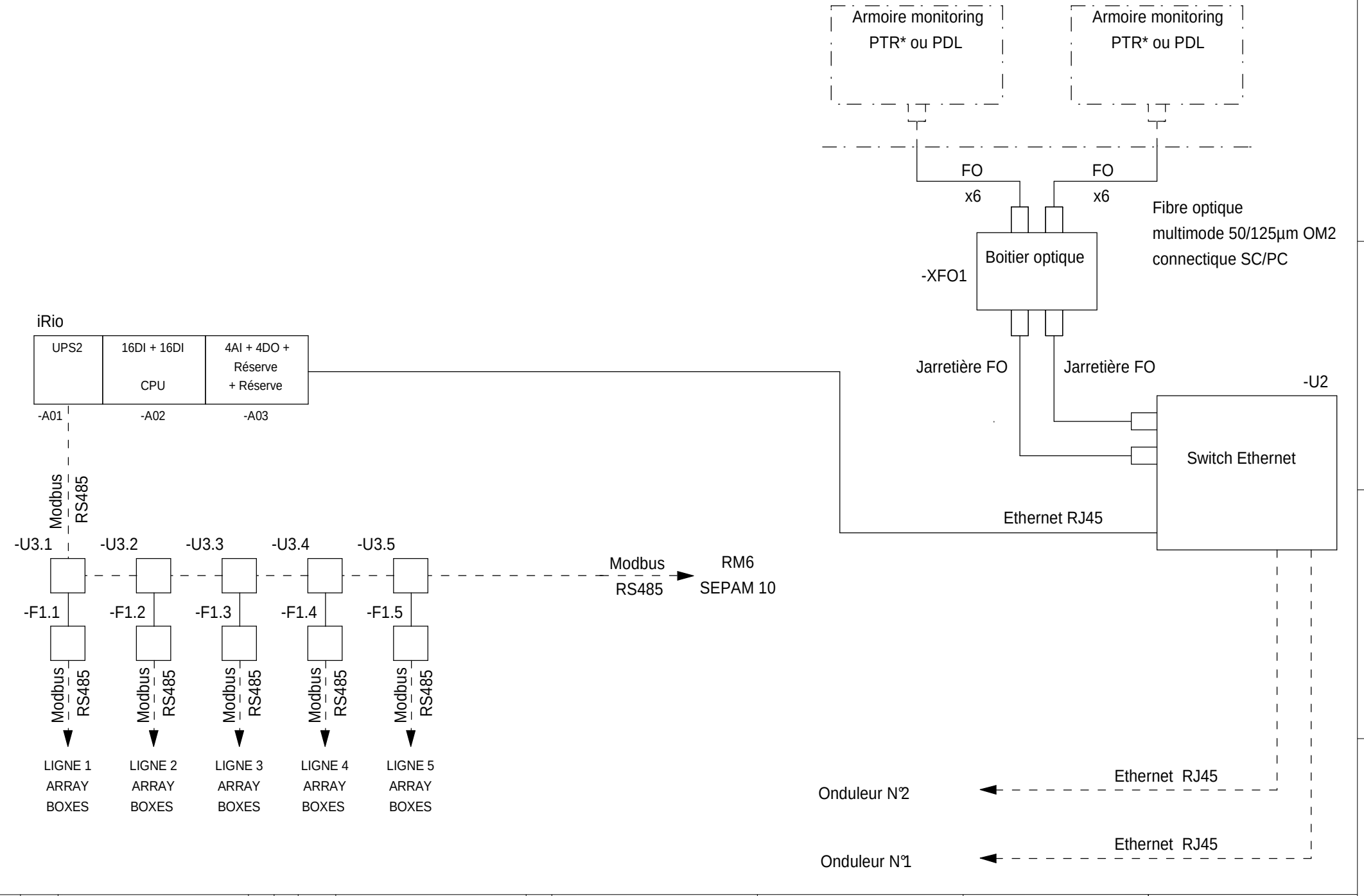

The technical information contained in this document is the exclusive property of Schneider Electric Industries S.A.S and cannot be used or disclosed to third parties of any kind without its written consent. Only those drawings and diagrams marked "for construction" or "for execution" are to be used for the execution. All devices shown in the diagrams are in open position, drawn out with operating mechanism discharged and all power sources off.

Les informations techniques contenues dans ce document sont la propriete exclusive de Schneider Electric Industries S.A.S et ne peuvent etre utilisees ou divulguees a des tiers quels qu'ils soient sans son accord ecrit. Seuls nous engageant sont les plans et schemas marqués "a construire" et "a executer". Les appareils representes sur ce schéma sont en position ouvert - désarmés - débrochés - toutes sources coupées.

Ind. Rev	Date Date		Archiv. Micro-filmed	Ind. Rev	Date Date	Modification / Modification	Archiv. Micro-filmed
A	15/06/2011	Edition originale / First issue					

UNIFILAIRE GENERAL DIAGRAM
pages 020 à 029

SOLAIRE DIRECT
FIGANIERES
FIGO-ET-E-PLA-S003

Schneider Electric

FIGA0208

Projet - No commande Project - Order No.	Indice Rev	Folio Sheet
FR7000003	A	021

A3 suite - 11/2006

Coffret de distribution BT

230Vca Secouru

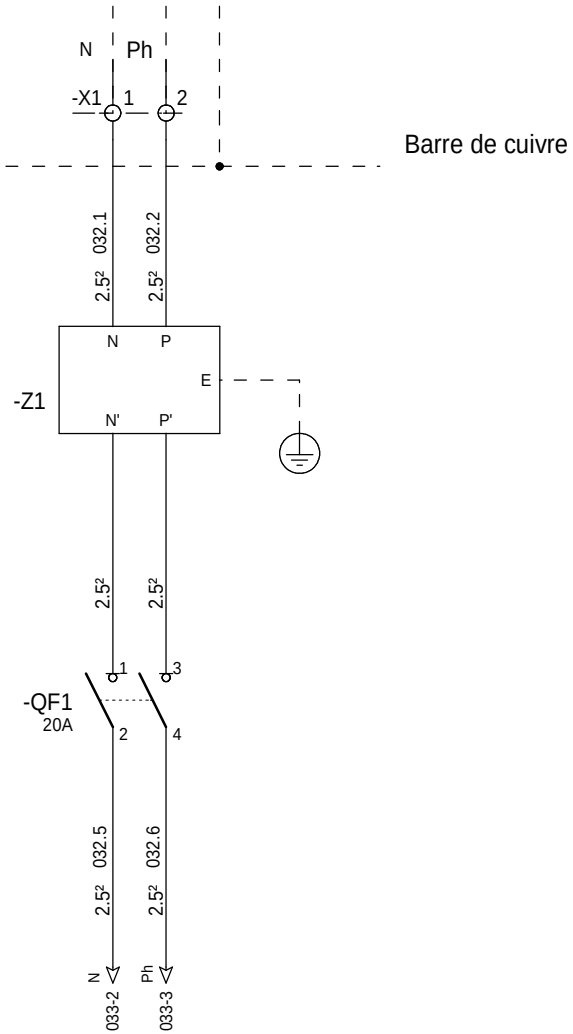

=N201

+AP01

The technical information contained in this document is the exclusive property of Schneider Electric Industries S.A.S and cannot be used or disclosed to third parties of any kind without its written consent. Only those drawings and diagrams marked "for execution" or "approved for execution" may be used for execution. All devices shown in the diagrams are in open position, drawn out with operating mechanism discharged and all power sources off.

Les informations techniques contenues dans ce document sont la propriete exclusive de Schneider Electric Industries S.A.S et ne peuvent etre utilisees ou divulguees a des tiers quels qu'ils soient sans son accord ecrit. Seuls nous engageant sur ce schéma sont en position ouvert - désarmés - débrochés - toutes sources coupées.

Ind. Rev	Date Date	Modification / Modification	Archiv. Micro-filmed	Ind. Rev	Date Date	Modification / Modification	Archiv. Micro-filmed
A	15/06/2011	Edition originale / First issue					

ALIMENTATIONS 230VCA / 230VAC POWER SUPPLY

SOLAIRE DIRECT
FIGANIERES
FIGO-ET-E-PLA-S003

Schneider Electric

Projet - No commande / Project - Order No.	Indice Rev	Folio Sheet
FIGA0208 FR7000003	A	032

A3 suite - 01/2008

The technical information contained in this document is the exclusive property of Schneider Electric Industries S.A.S and cannot be used or disclosed to third parties of any kind without its written consent. Only those drawings and diagrams emitted after order confirmation are binding for execution. All drawings shown in this diagrams are in open position, drawn out with operating mechanism discharged and all power sources off.

Les informations techniques contenues dans ce document sont la propriete exclusive de Schneider Electric Industries S.A.S et ne peuvent etre utilisees ou divulguees a des tiers quels qu'ils soient sans son accord ecrit. Seuls nous engageant pour l'execution, les plans et schemas emis apres confirmation de la commande. Les appareils representes sur ce schéma sont en position ouvert - désarmés - débrochés - toutes sources coupées.

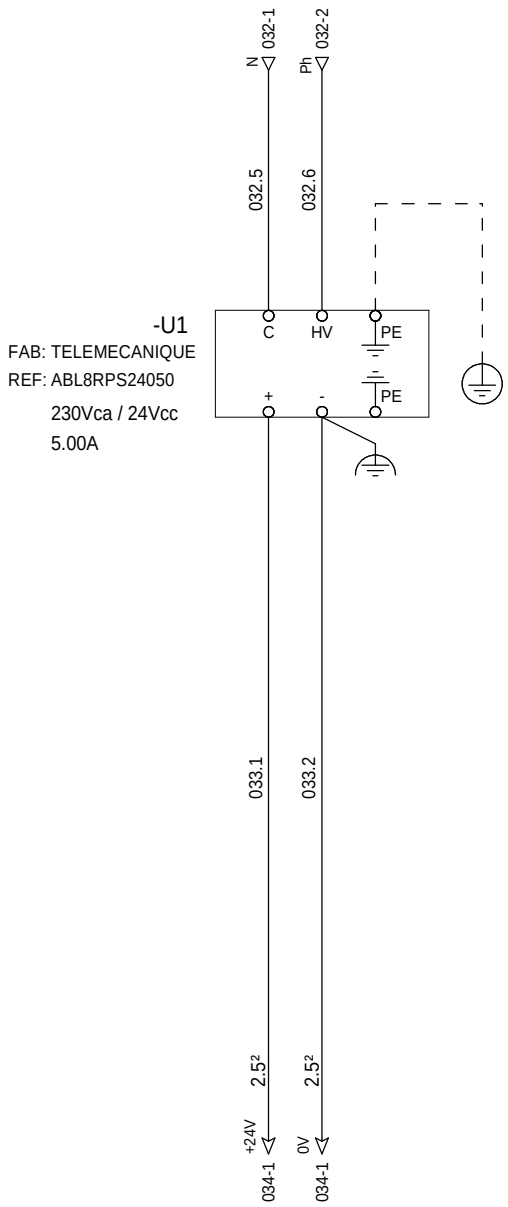

=N201
+AP01

Ind. Rev	Date Date	Modification / Modification	Archiv. Micro-filmed	Ind. Rev	Date Date	Modification / Modification	Archiv. Micro-filmed
A	15/06/2011	Edition originale / First issue					

ALIMENTATION 24VCC /
24VDC POWER SUPPLY

SOLAIRE DIRECT
FIGANIERES
FIGO-ET-E-PLA-S003

Schneider Electric

FIGA0208

Projet - No commande / Project - Order No.	Indice / Rev	Folio / Sheet
FR7000003	A	033

A3 suite - 01/2008

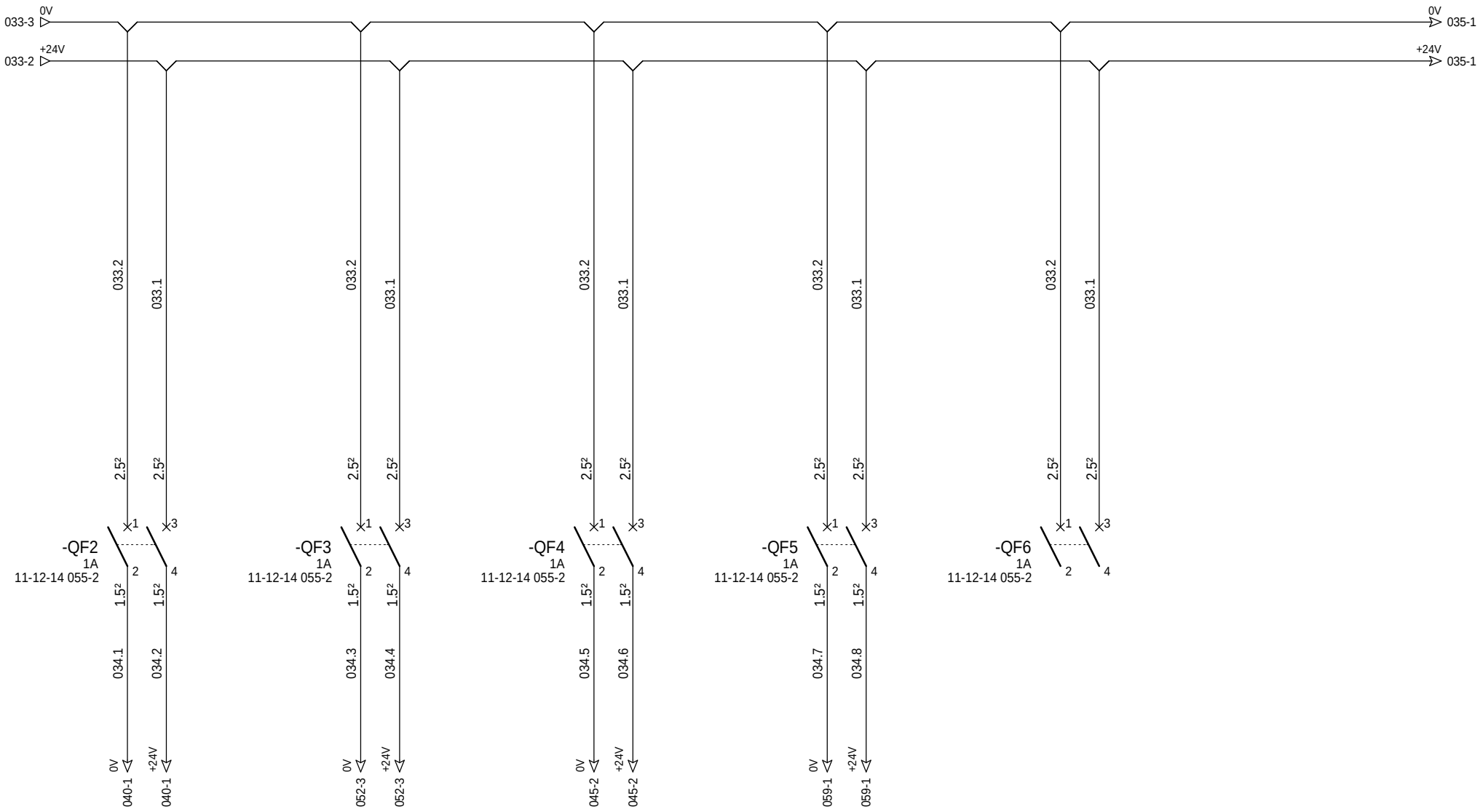

Isolateurs RS485 -U3.1 à -U3.5
Lignes 1 à 5 Array boxes

Alimentation 24Vcc
iRIO

Alimentation 24Vcc
Switch Ethernet -U2

Alimentation 24Vcc
Relayage

Réserve

=N201
+AP01

The technical information contained in this document is the exclusive property of Schneider Electric Industries S.A.S and cannot be used or disclosed to third parties of any kind without its written consent. Only those drawings and diagrams marked "for execution" or "approved for execution" are binding for execution. All devices shown in the diagrams are in open position, drawn out with operating mechanism discharged and all power sources off.

Les informations techniques contenues dans ce document sont la propriete exclusive de Schneider Electric Industries S.A.S et ne peuvent etre utilisees ou divulguees a des tiers quels qu'ils soient sans son accord ecrit. Seuls nous engageant sont les schemas marques "a des fins d'execution". Les appareils representes sur ce schéma sont en position ouvert - désarmés - débrochés - toutes sources coupées.

Ind. Rev	Date Date	Modification / Modification	Archiv. Micro-filmed	Ind. Rev	Date Date	Modification / Modification	Archiv. Micro-filmed
A	15/06/2011	Edition originale / First issue					

DISTRIBUTION DES POLARITES 24VCC / 24VDC DISTRIBUTION

SOLAIRE DIRECT
FIGANIERES
FIGO-ET-E-PLA-S003

Schneider Electric

FIGA0208

Projet - No commande Project - Order No.	Indice Rev	Folio Sheet
FR7000003	A	034

A3 suite - 01/2008

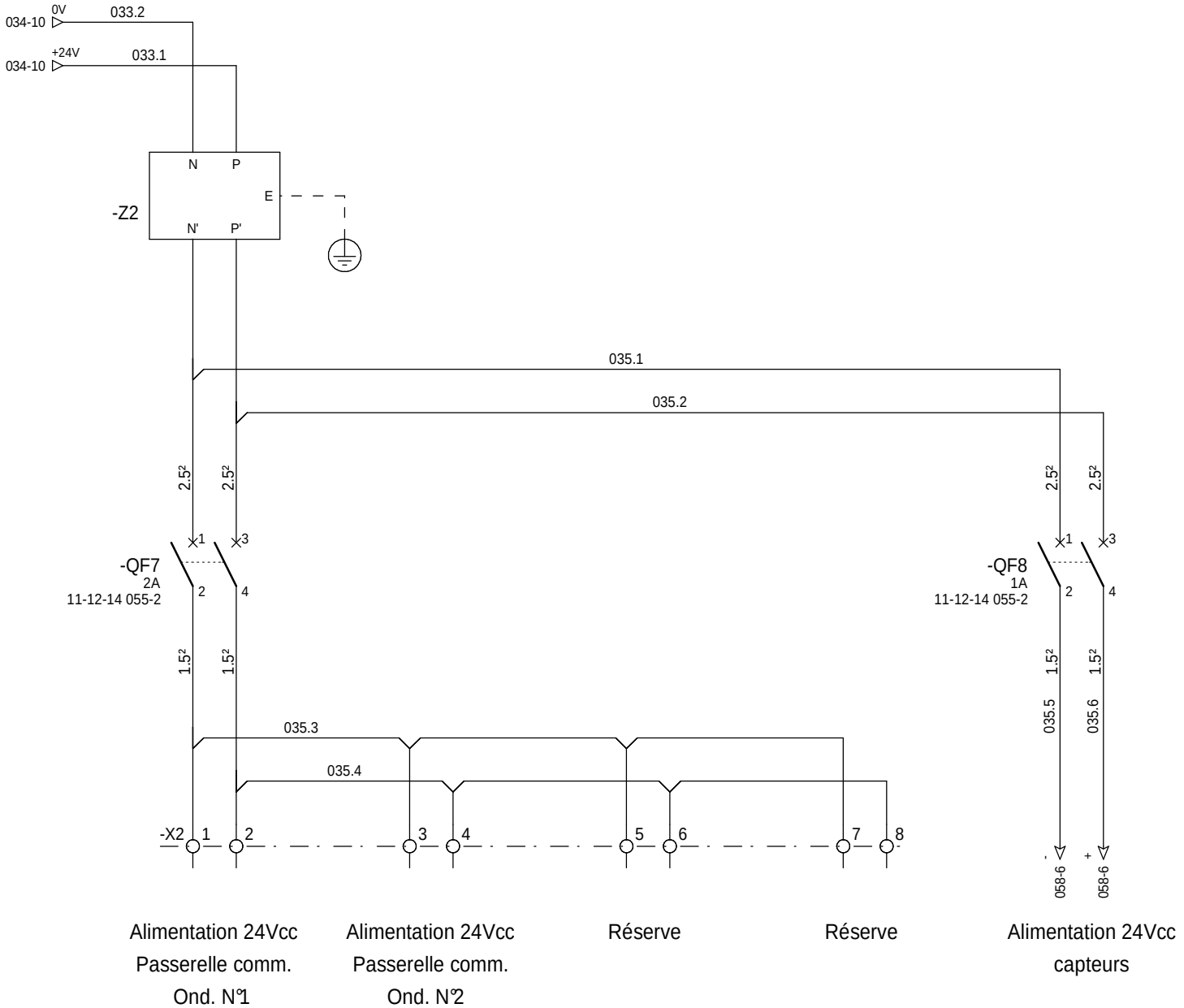

=N201
+AP01

The technical information contained in this document is the exclusive property of Schneider Electric Industries S.A.S and cannot be used or disclosed to third parties of any kind without its written consent. Only those drawings and diagrams marked "for construction" or "for execution" are binding for execution. All drawings show the equipment are in open position, drawn out with operating mechanism discharged and all power sources off.

Les informations techniques contenues dans ce document sont la propriete exclusive de Schneider Electric Industries S.A.S et ne peuvent etre utilisees ou divulguees a des tiers quels qu'ils soient sans son accord ecrit. Seuls nous engagent ceux marques "pour construction" ou "pour execution". Les appareils representes sur ce schéma sont en position ouvert - désarmés - débrochés - toutes sources coupées.

Ind. Rev	Date Date	Modification / Modification	Archiv. Micro-filmed	Ind. Rev	Date Date	Modification / Modification	Archiv. Micro-filmed
A	15/06/2011	Edition originale / First issue					

DISTRIBUTION DES POLARITES 24VCC / 24VDC DISTRIBUTION

SOLAIRE DIRECT
FIGANIERES
FIGO-ET-E-PLA-S003

Schneider Electric

FIGA0208

Projet - No commande Project - Order No.	Indice Rev	Folio Sheet
FR7000003	A	035

A3 suite - 01/2008

The technical information contained in this document is the exclusive property of Schneider Electric Industries S.A.S and cannot be used or disclosed to third parties of any kind without its written consent. Only those drawings and diagrams marked "certified for execution" are to be used for execution. All devices shown in the diagrams are in open position, drawn out with operating mechanism discharged and all power sources off.

Les informations techniques contenues dans ce document sont la propriete exclusive de Schneider Electric Industries S.A.S et ne peuvent etre utilisees ou divulguees a des tiers quels qu'ils soient sans son accord ecrit. Seuls nous engageant sur ce schéma sont les plans et schemas marqués "pour execution". Les appareils representés sur ce schéma sont en position ouvert - désarmés - débrochés - toutes sources coupées.

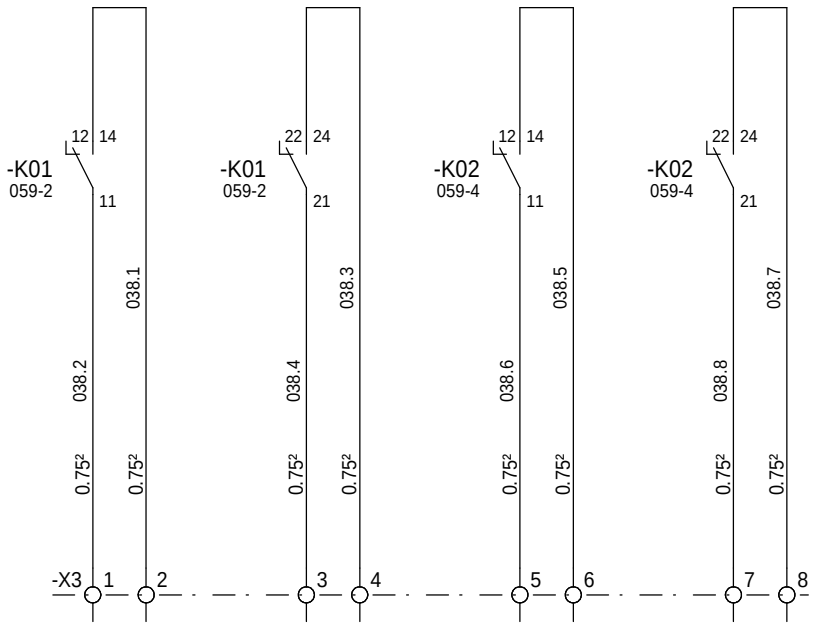

Commande onduleur N°1

Commande onduleur N°1

Commande onduleur N°2

Commande onduleur N°2

=N201
+AP01

Ind. Rev	Date Date	Modification / Modification	Archiv. Micro-filmed	Ind. Rev	Date Date	Modification / Modification	Archiv. Micro-filmed
A	15/06/2011	Edition originale / First issue					

COMMANDE ONDULEURS / INVERTERS CONTROL

SOLAIRE DIRECT
FIGANIERES
FIGO-ET-E-PLA-S003

Schneider Electric

FIGA0208

Projet - No commande / Project - Order No.	Indice Rev	Folio Sheet
FR7000003	A	038

A3 suite - 01/2008

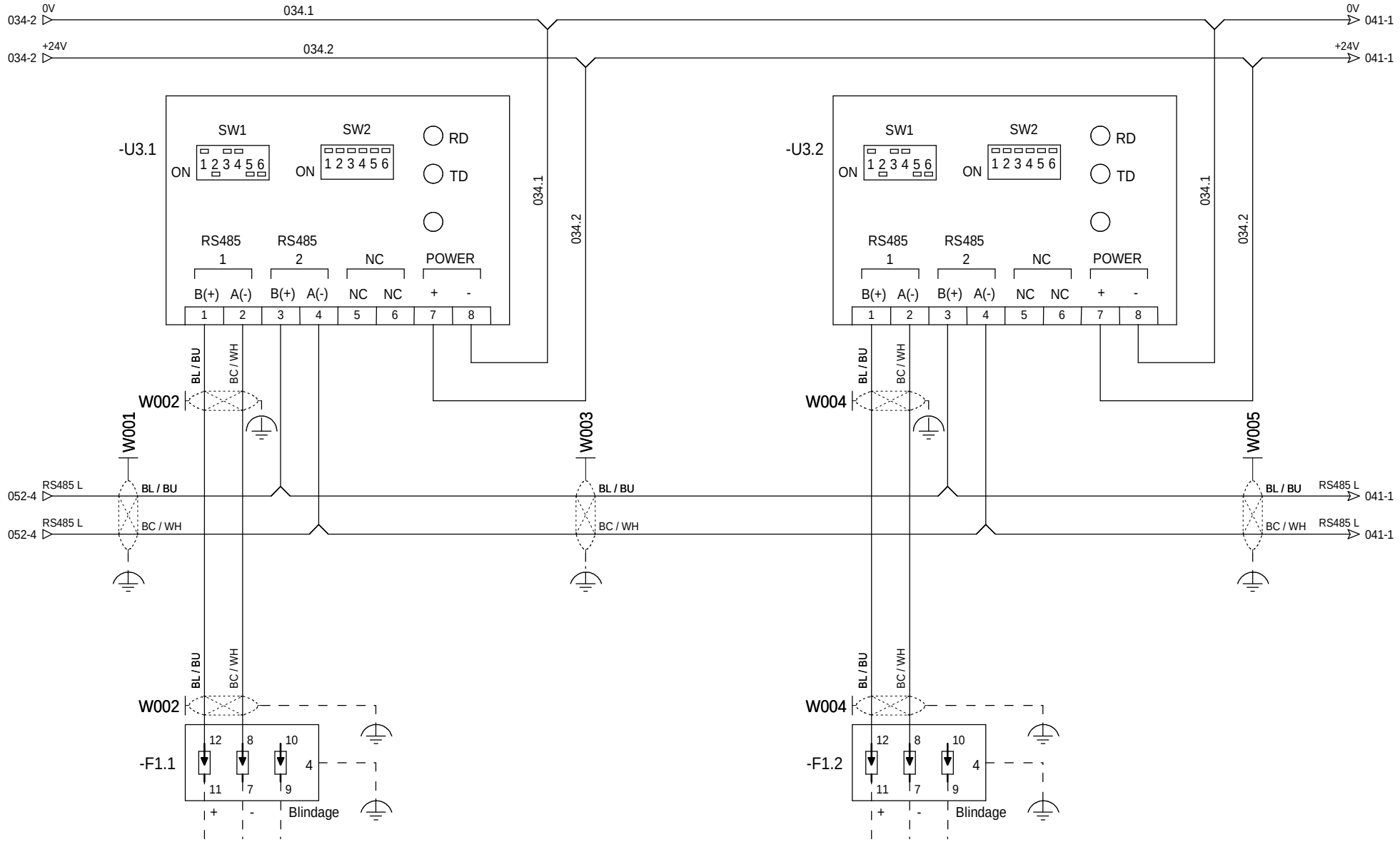

Raccordement sur parafoudre avec reprise de blindage à 360° vers Array box ligne 1

Raccordement sur parafoudre avec reprise de blindage à 360° vers Array box ligne 2

=N201
+AP01

The technical information contained in this document is the exclusive property of Schneider Electric Industries S.A.S and cannot be used or disclosed to third parties of any kind without its written consent. Only those drawings and diagrams marked "Issued for execution" are authorised for execution. All devices shown in the diagrams are in open position, drawn out with operating mechanism discharged and all power sources off.

Les informations techniques contenues dans ce document sont la propriete exclusive de Schneider Electric Industries S.A.S et ne peuvent etre utilisees ou divulguees a des tiers quels qu'ils soient sans son accord ecrit. Seuls nous engagent pour l'execution les plans et schemas annotes "a emettre pour execution". Les appareils representes sur ce schéma sont en position ouvert - désarmés - débrochés - toutes sources coupées.

Ind. Rev	Date Date		Archiv. Micro-filmed	Ind. Rev	Date Date	Modification / Modification	Archiv. Micro-filmed
A	15/06/2011	Edition originale / First issue					

EXTENSEUR MODBUS RS485 24VCC / RS485 LINK EXTENDER 24VDC

SOLAIRE DIRECT
FIGANIERES
FIGO-ET-E-PLA-S003

Schneider Electric

FIGA0208

Projet - No commande Project - Order No.	Indice Rev	Folio Sheet
FR7000003	A	040

A3 suite - 01/2008

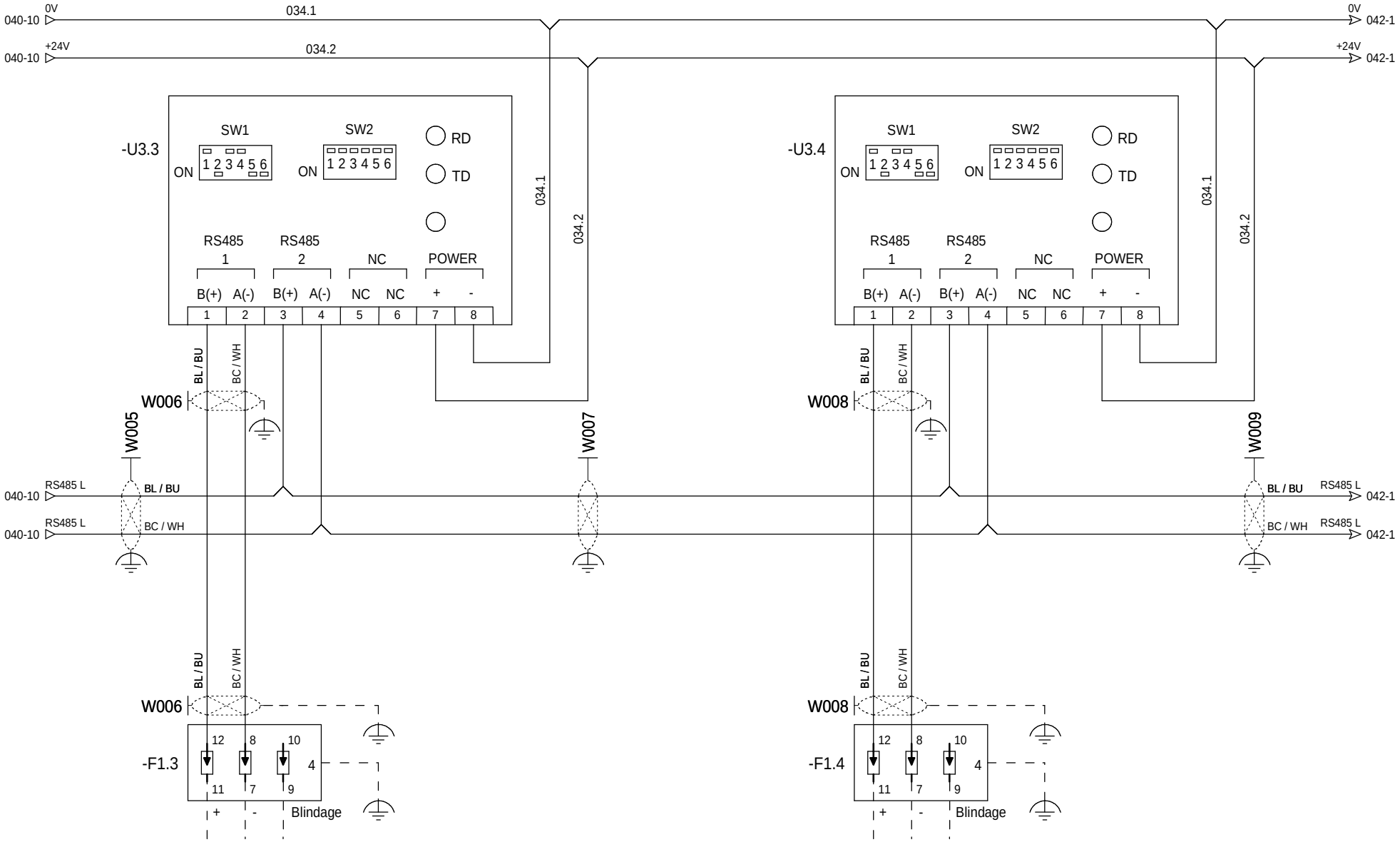

Raccordement sur parafoudre avec reprise de blindage à 360°vers Array box ligne 3

Raccordement sur parafoudre avec reprise de blindage à 360°vers Array box ligne 4

=N201
+AP01

Ind. Rev	Date Date	Modification / Modification	Archiv. Micro-filmed	Ind. Rev	Date Date	Modification / Modification	Archiv. Micro-filmed
A	15/06/2011	Edition originale / First issue					

EXTENSEUR MODBUS RS485 24VCC / RS485 LINK EXTENDER 24VDC

SOLAIRE DIRECT
FIGANIERES
FIGO-ET-E-PLA-S003

Schneider Electric

FIGA0208

Projet - No commande Project - Order No.	Indice Rev	Folio Sheet
FR7000003	A	041

A3 suite - 01/2008

The technical information contained in this document is the exclusive property of Schneider Electric Industries S.A.S and cannot be used or disclosed to third parties of any kind without its written consent. Only those drawings and diagrams marked "Approved for construction" are to be used for execution. All drawings shown in the diagrams are in open position, drawn out with operating mechanism discharged and all power sources off.

Les informations techniques contenues dans ce document sont la propriete exclusive de Schneider Electric Industries S.A.S et ne peuvent etre utilisees ou divulguees a des tiers quels qu'ils soient sans son accord ecrit. Seuls nous engagent sur ce schéma sont en position ouvert - désarmés - débrochés - toutes sources coupées.

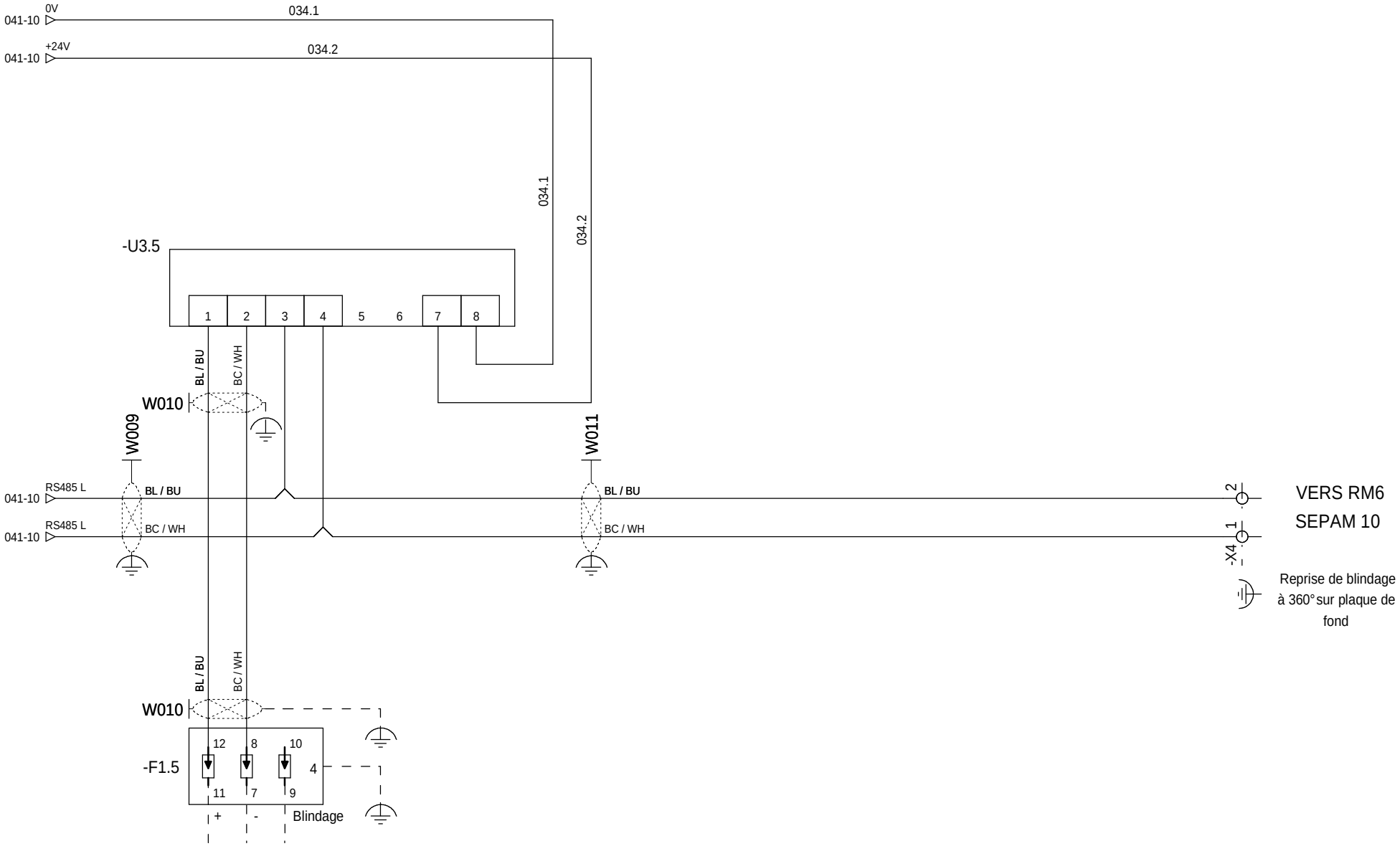

Raccordement sur parafoudre avec reprise
de blindage à 360° vers Array box ligne 5

=N201
+AP01

The technical information contained in this document is the exclusive property of Schneider Electric Industries S.A.S and cannot be used or disclosed to third parties of any kind without its written consent. Only those drawings and diagrams marked "for execution" are to be used for the purpose of execution. All drawings shown in the diagrams are in open position, drawn out with operating mechanism discharged and all power sources off.

Les informations techniques contenues dans ce document sont la propriete exclusive de Schneider Electric Industries S.A.S et ne peuvent etre utilisees ou divulguees a des tiers quels qu'ils soient sans son accord ecrit. Seuls nous engageant sur ce schéma sont en position ouvert - désarmés - débrochés - toutes sources coupées.

Ind. Rev	Date Date	Modification / Modification	Archiv. Micro-filmed	Ind. Rev	Date Date	Modification / Modification	Archiv. Micro-filmed
A	15/06/2011	Edition originale / First issue					

EXTENSEUR MODBUS RS485 24VCC /
RS485 LINK EXTENDER 24VDC

SOLAIRE DIRECT
FIGANIERES
FIGO-ET-E-PLA-S003

Schneider Electric

FIGA0208

Projet - No commande / Project - Order No.	Indice Rev	Folio Sheet
FR7000003	A	042

A3 suite - 01/2008

The technical information contained in this document is the exclusive property of Schneider Electric Industries S.A.S and cannot be used or disclosed to third parties of any kind without its written consent. Only those drawings and diagrams marked "for construction" are to be used for execution. All diagrams shown in the diagrams are in open position, drawn out with operating mechanism discharged and all power sources off.

Les informations techniques contenues dans ce document sont la propriete exclusive de Schneider Electric Industries S.A.S et ne peuvent etre utilisees ou divulguees a des tiers quels qu'ils soient sans son accord ecrit. Seuls nous engageant sur ce schéma sont en position ouvert - désarmés - débrochés - toutes sources coupées.

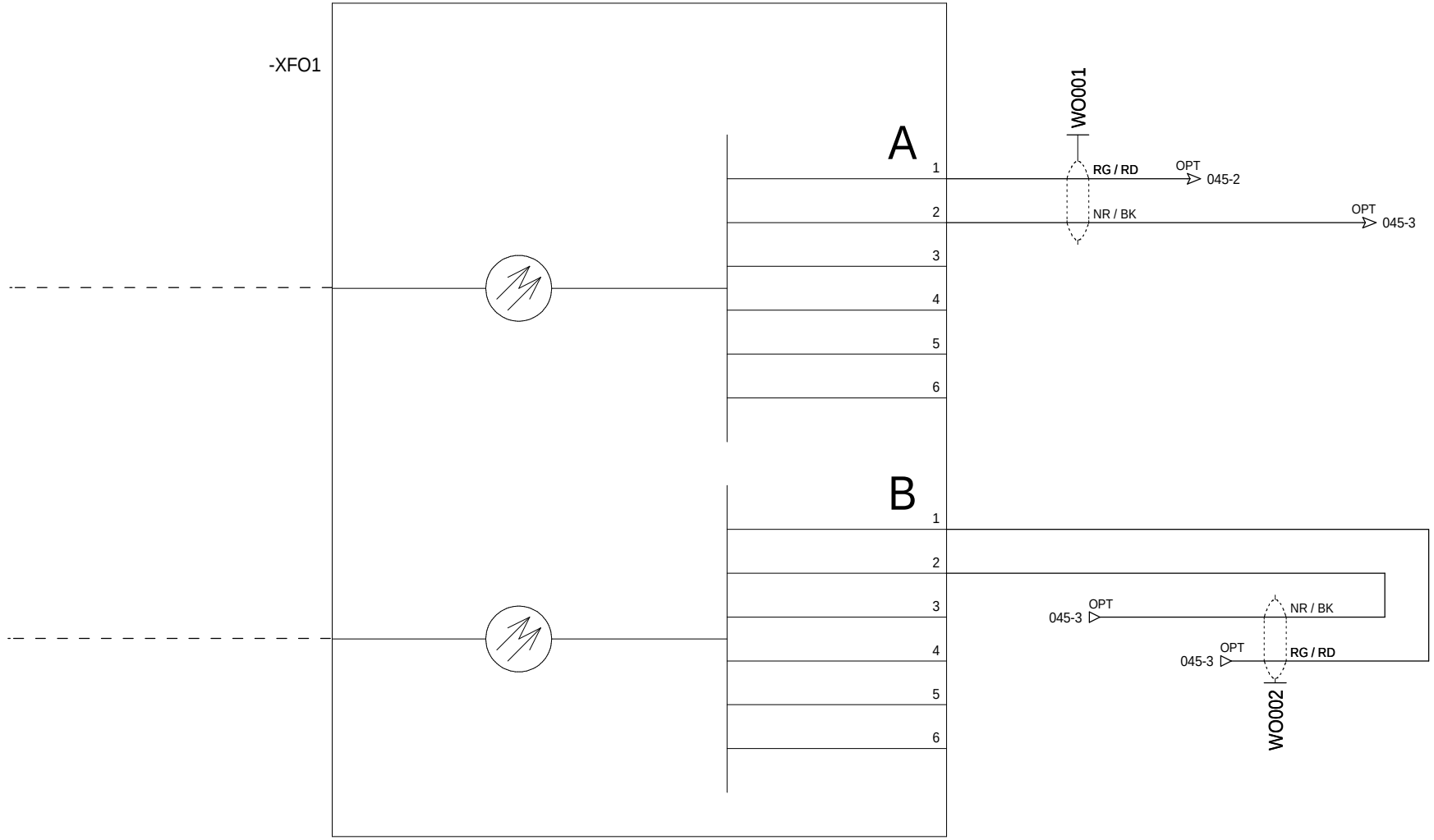

=N201
+AP01

Ind. Rev	Date Date	Modification / Modification	Archiv. Micro-filmed	Ind. Rev	Date Date	Modification / Modification	Archiv. Micro-filmed
A	15/06/2011	Edition originale / First issue					

COFFRET OPTIQUE FIDJI V2 /
OPTICAL BOX FIDJI V2

SOLAIRE DIRECT
FIGANIERES
FIGO-ET-E-PLA-S003

Schneider Electric

FIGA0208

Projet - No commande / Project - Order No.	Indice / Rev	Folio / Sheet
FR7000003	A	044

A3 suite - 01/2008

The technical information contained in this document is the exclusive property of Schneider Electric Industries S.A.S and cannot be used or disclosed to third parties of any kind without its written consent. Only those drawings and diagrams marked "certified" are to be used for execution. All devices shown in the diagrams are in open position, drawn out with operating mechanism discharged and all power sources off.

Les informations techniques contenues dans ce document sont la propriete exclusive de Schneider Electric Industries S.A.S et ne peuvent etre utilisees ou divulguees a des tiers quels qu'ils soient sans son accord ecrit. Seuls nous engagent ceux marques "certifie" et utilisez-les pour executer. Les appareils representes sur ce schéma sont en position ouvert - désarmés - débrochés - toutes sources coupées.

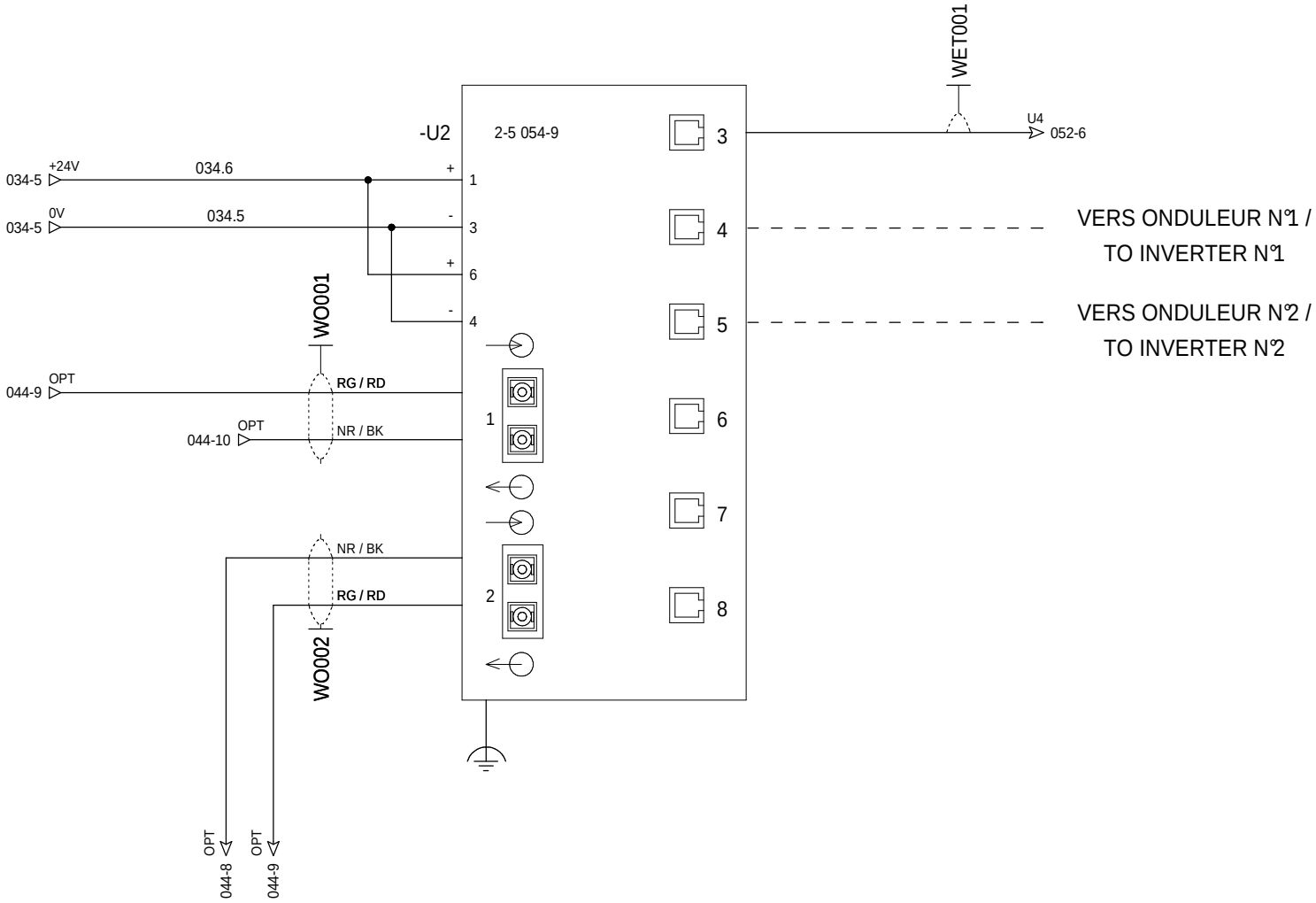

=N201
+AP01

Ind. Rev	Date Date	Modification / Modification	Archiv. Micro-filmed	Ind. Rev	Date Date	Modification / Modification	Archiv. Micro-filmed
A	15/06/2011	Edition originale / First issue					

SWITCH ETHERNET / ETHERNET SWITCH

SOLAIRE DIRECT
FIGANIERES
FIGO-ET-E-PLA-S003

Schneider Electric

FIGA0208

Projet - No commande Project - Order No.	Indice Rev	Folio Sheet
FR7000003	A	045

A3 suite - 01/2008

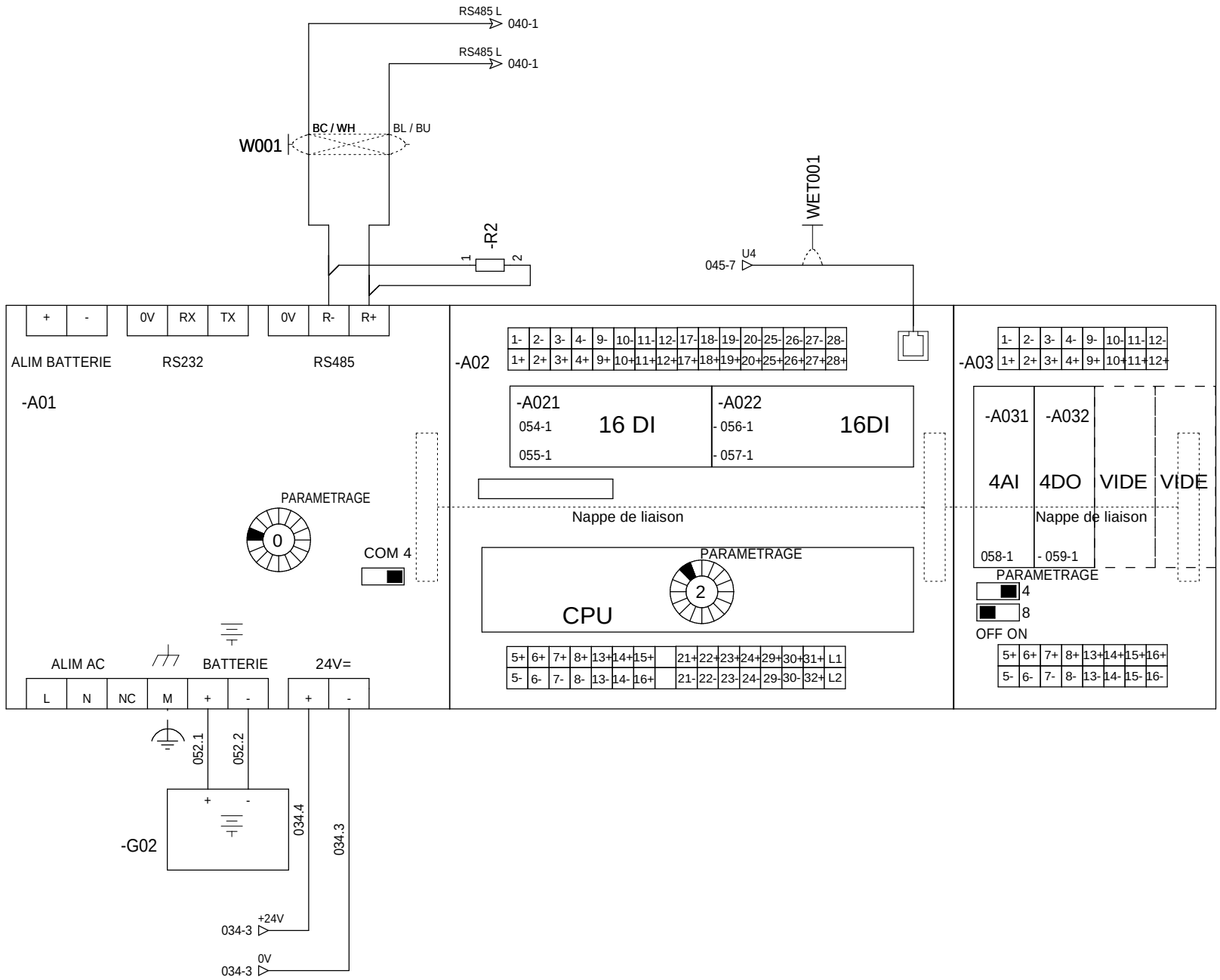

=N201
+AP01

The technical information contained in this document is the exclusive property of Schneider Electric Industries S.A.S and cannot be used or disclosed to third parties of any kind without its written consent. Only those drawings and diagrams marked "certified" or "for construction" are to be used for the execution of the installation. All devices shown in the diagrams are in open position, drawn out with operating mechanism discharged and all power sources off.

Les informations techniques contenues dans ce document sont la propriete exclusive de Schneider Electric Industries S.A.S et ne peuvent etre utilisees ou divulguees a des tiers quels qu'ils soient sans son accord ecrit. Seuls nous engageant sur ce schéma sont les plans et schemas "a fins de construction". Les appareils representes sur ce schéma sont en position ouvert - désarmés - débrochés - toutes sources coupées.

Ind. Rev	Date Date	Modification / Modification	Archiv. Micro-filmed	Ind. Rev	Date Date	Modification / Modification	Archiv. Micro-filmed
A	15/06/2011	Edition originale / First issue					

API NAPAC / PLC NAPAC

SOLAIRE DIRECT
FIGANIERES
FIGO-ET-E-PLA-S003

Schneider Electric

FIGA0208

Projet - No commande / Project - Order No.	Indice Rev	Folio Sheet
FR7000003	A	052

A3 suite - 01/2008

POSTE PORTE LOCAL ONDULEURS	POSTE PORTE LOCAL TRANSFO	COFFRET BT DJ AUXILIAIRE NON PRIORITAIRE	COFFRET BT DJ MONITORING	COFFRET BT DJ PRODUCTION PV	COFFRET BT DJ VIDEO, INCENDIE ET AUTRES	COFFRET BT SYNTHESE BF PARAFOUDRE	ARMOIRE MONITORING ETAT SWITCH RESEAU

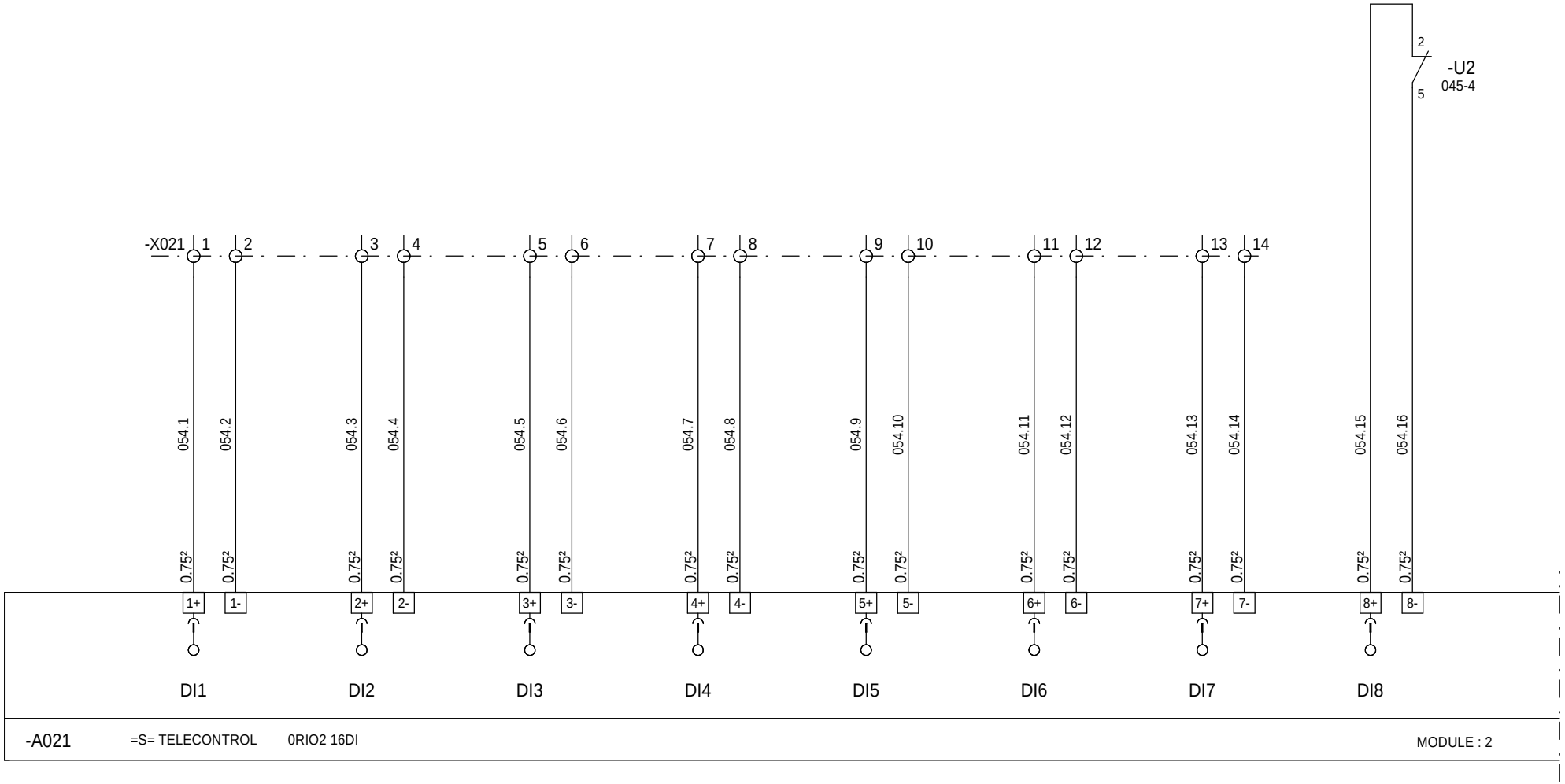

=N201
+AP01

Ind. Rev	Date Date	Modification / Modification	Archiv. Micro-filmed	Ind. Rev	Date Date	Modification / Modification	Archiv. Micro-filmed
A	15/06/2011	Edition originale / First issue					

CRPTE 16 ENTREES TOR
FIGA0208 / FIGA0209
16 DIGITAL INPUTS BOARD
INPUTS 1 TO 8

SOLAIRE DIRECT
FIGANIERES
FIGO-ET-E-PLA-S003

Schneider Electric

FIGA0208

Projet - No commande Project - Order No.	Indice Rev	Folio Sheet
FR7000003	A	054

A3 suite - 01/2008

The technical information contained in this document is the exclusive property of Schneider Electric Industries S.A.S and cannot be used or disclosed to third parties of any kind without its written consent. Only those drawings and diagrams marked "certified" or "for execution" are binding for execution. All drawings shown in this diagrams are in open position, drawn out with operating mechanism discharged and all power sources off.

Les informations techniques contenues dans ce document sont la propriete exclusive de Schneider Electric Industries S.A.S et ne peuvent etre utilisees ou divulguees a des tiers quels qu'ils soient sans son accord ecrit. Seuls nous engagent ceux des plans et des schemas marqués "a executer" ou "pour execution". Les appareils representes sur ce schéma sont en position ouvert - désarmés - débrochés - toutes sources coupées.

ARMOIRE MONITORING	ONDULEUR POSTE	ONDULEUR POSTE	ONDULEUR POSTE	RESERVE	TRANSFORMATEUR	POSTE	RESERVE
SYNTHESE ETAT DJ 24V	SYNTHESE ETAT UPS	FONCTIONNEMENT SUR BATTERIES	ETAT BATTERIES, FAIBLES OU TRES FAIBLES		ALARME 1er SEUIL TEMPERATURE	ALARME INCENDIE	

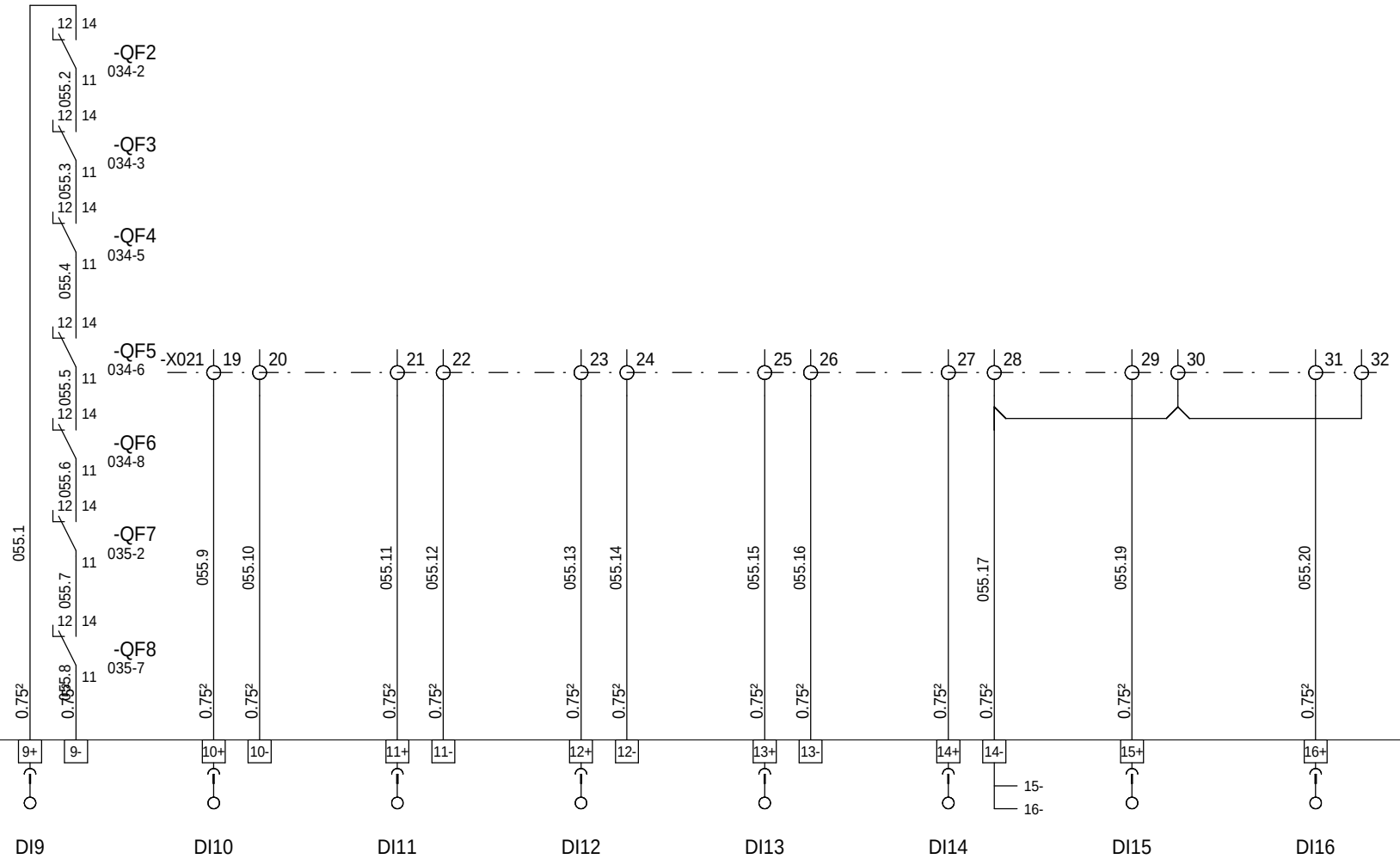

-A021 =S= TELECONTROL 0RIO2 16DI MODULE : 2

=N201
+AP01

The technical information contained in this document is the exclusive property of Schneider Electric Industries S.A.S and cannot be used or disclosed to third parties of any kind without its written consent. Only those drawings and diagrams marked "certified" or "approved for execution" are binding for execution. All devices shown in the diagrams are in open position, drawn out with operating mechanism discharged and all power sources off.

Les informations techniques contenues dans ce document sont la propriete exclusive de Schneider Electric Industries S.A.S et ne peuvent etre utilisees ou divulguees a des tiers quels qu'ils soient sans son accord ecrit. Seuls nous engagent les plans et schemas "certifies" ou "approuves pour execution". Les appareils representes sur ce schéma sont en position ouvert - désarmés - débrochés - toutes sources coupées.

Ind. Rev	Date Date	Modification / Modification	Archiv. Micro-filmed	Ind. Rev	Date Date	Modification / Modification	Archiv. Micro-filmed
B	12/07/2011						
A	15/06/2011	Edition originale / First issue					

Relayage Centrale de Telecommunication
Entrees ESOR /
16 DIGITAL INPUTS BOARD
INPUTS 9 TO 16

SOLAIRE DIRECT
FIGANIERES
FIGO-ET-E-PLA-S003

Schneider Electric

FIGA0208

Projet - No commande / Project - Order No.	Indice Rev	Folio Sheet
FR7000003	B	055

A3 suite - 01/2008

RM6 CHIEN DE GARDE SEPAM	RESERVE	RM6 ETAT SECTIONNEUR DE TERRE	RM6 DJ DECLENCHE SUR DEFAUT HTA	RM6 PRESENCE TENSION AUXILIAIRE RM6	RESERVE	RESERVE	Etat Pompe (PTR3/PTR6)

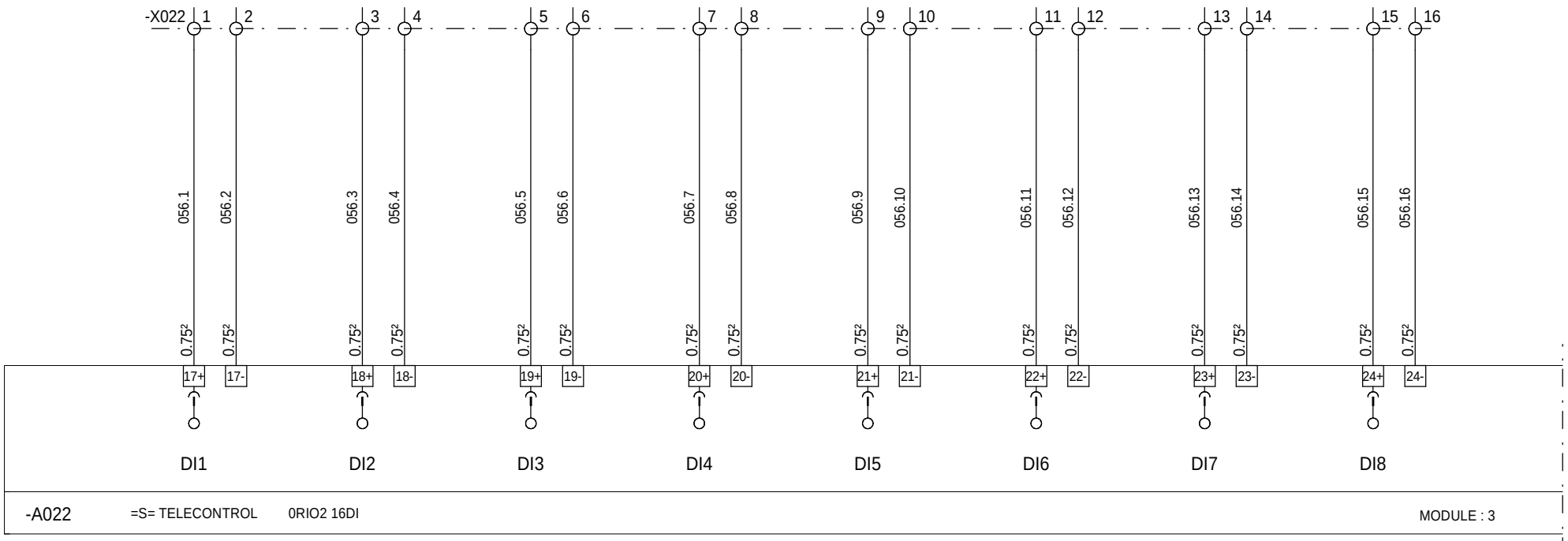

=N201
+AP01

Ind. Rev	Date Date	Modification / Modification	Archiv. Micro-filmed	Ind. Rev	Date Date	Modification / Modification	Archiv. Micro-filmed
C	12/03/2012	Mise à jour					
B	12/07/2011						
A	15/06/2011	Edition originale / First issue					

Relayage Carte 16 entrées TOR
Relaying 16 DI board
16 DIGITAL INPUTS BOARD
INPUTS 1 TO 8

SOLAIRE DIRECT
FIGANIERES
FIGO-ET-E-PLA-S003

Schneider Electric

FIGA0208

Projet - No commande / Project - Order No.	Indice Rev	Folio Sheet
FR7000003	C	056

A3 suite - 01/2008

The technical information contained in this document is the exclusive property of Schneider Electric Industries S.A.S and cannot be used or disclosed to third parties of any kind without its written consent. Only those drawings and diagrams marked "certified" or "for execution" are binding for execution. All devices shown in the diagrams are in open position, drawn out with operating mechanism discharged and all power sources off.

Les informations techniques contenues dans ce document sont la propriete exclusive de Schneider Electric Industries S.A.S et ne peuvent etre utilisees ou divulguees a des tiers quels qu'ils soient sans son accord ecrit. Seuls nous engagent pour execution les plans et schemas marqués "certifiés" ou "pour execution". Les appareils representés sur ce schéma sont en position ouvert - désarmés - débrochés - toutes sources coupées.

RM6 DEFAUT FLAIR HT	RESERVE	RESERVE	RESERVE	RESERVE	RESERVE	TRANSFORMATEUR DECLENCHEMENT DMCR	RESERVE

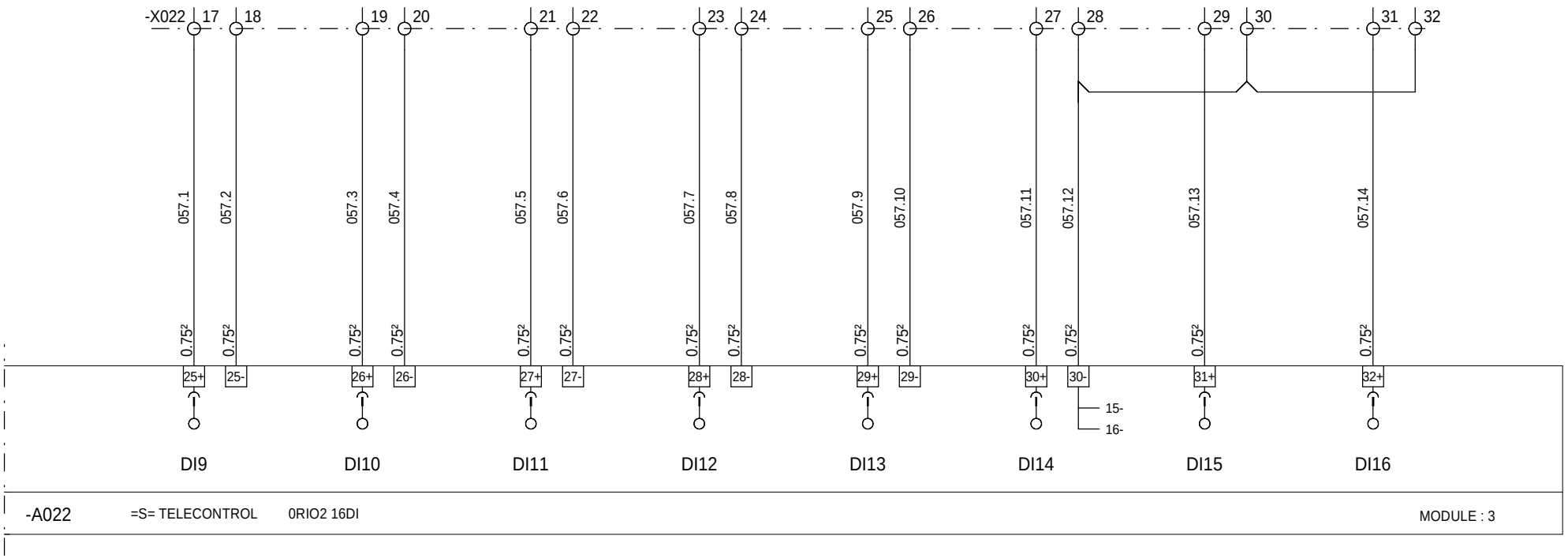

=N201
+AP01

The technical information contained in this document is the exclusive property of Schneider Electric Industries S.A.S and cannot be used or disclosed to third parties of any kind without its written consent. Only those drawings and diagrams marked "certified" or "for execution" are binding for execution. All devices shown in the diagrams are in open position, drawn out with operating mechanism discharged and all power sources off.

Les informations techniques contenues dans ce document sont la propriete exclusive de Schneider Electric Industries S.A.S et ne peuvent etre utilisees ou divulguees a des tiers quels qu'ils soient sans son accord ecrit. Seuls nous engagent pour ce schéma sont en position ouvert - désarmés - débrochés - toutes sources coupées. les dessins marqués "certifié" ou "pour exécution". Les appareils représentés

Ind. Rev	Date Date	Modification / Modification	Archiv. Micro-filmed	Ind. Rev	Date Date	Modification / Modification	Archiv. Micro-filmed
B	12/07/2011						
A	15/06/2011	Edition originale / First issue					

PROTECTION INTERFACE FOR
INTERFACE DE PROTECTION /
16 DIGITAL INPUTS BOARD
INPUTS 9 TO 16

SOLAIRE DIRECT
FIGANIERES
FIGO-ET-E-PLA-S003

Schneider Electric

FIGA0208

Projet - No commande Project - Order No.	Indice Rev	Folio Sheet
FR7000003	B	057

A3 suite - 01/2008

POSTE TEMPERATURE INTERIEURE	POSTE TEMPERATURE EXTERIEURE (COTE OMBRE)	MESURE DE L'ECLAIREMENT	RESERVE

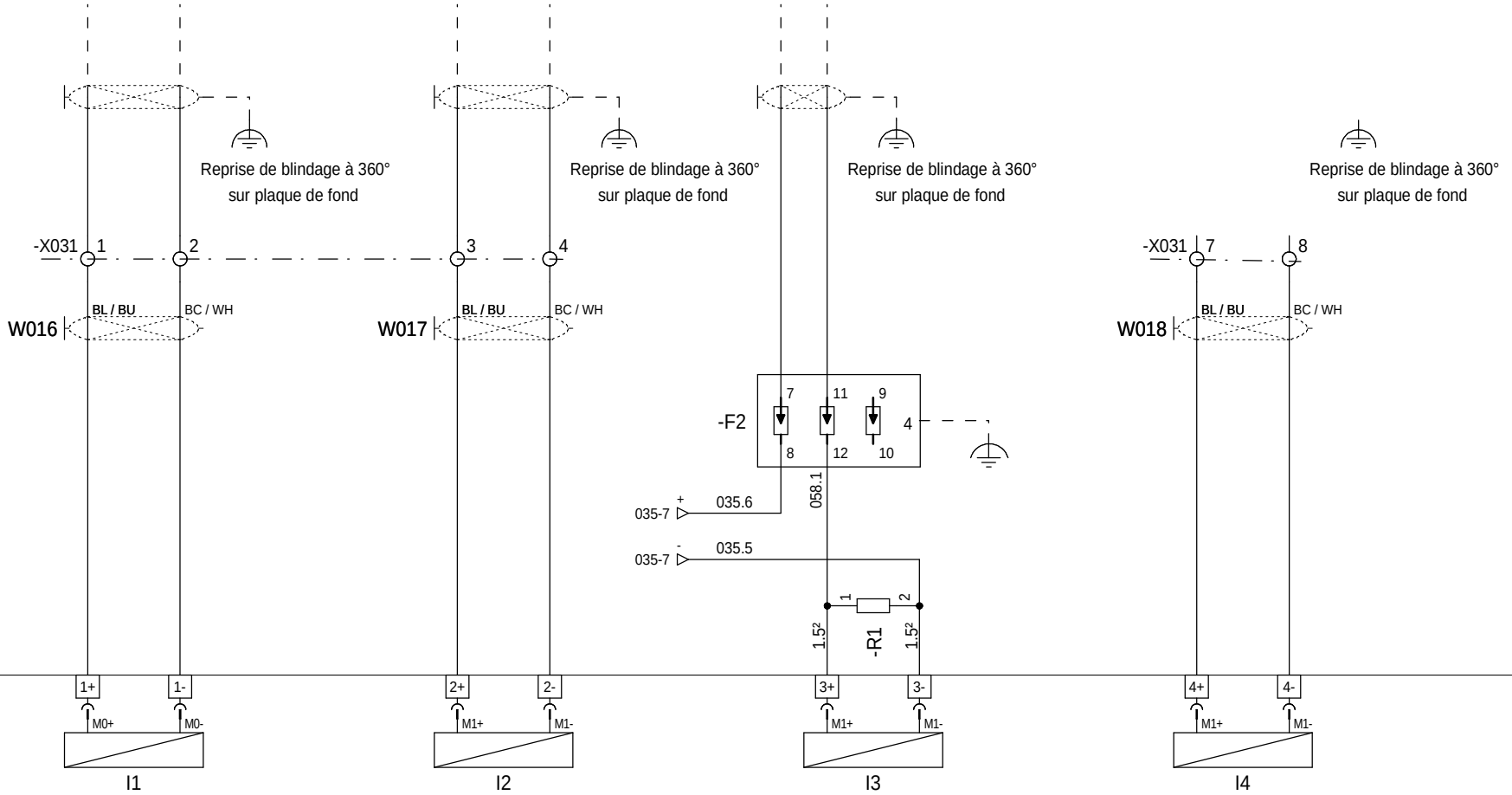

-A031 =S= TELECONTROL 0RIO1 04AI MODULE : 5

=N201
+AP01

Ind. Rev	Date Date	Modification / Modification	Archiv. Micro-filmed	Ind. Rev	Date Date	Modification / Modification	Archiv. Micro-filmed
A	15/06/2011	Edition originale / First issue					

CARTE 4 ENTREES ANALOGIQUES UNIVERSELLES / 4 UNIVERSAL ANALOG INPUTS BOARD

SOLAIRE DIRECT FIGANIERES FIGO-ET-E-PLA-S003

Schneider Electric

FIGA0208

Projet - No commande Project - Order No.	Indice Rev	Folio Sheet
FR7000003	A	058

A3 suite - 01/2008

The technical information contained in this document is the exclusive property of Schneider Electric Industries S.A.S and cannot be used or disclosed to third parties of any kind without its written consent. Only those drawings and diagrams marked "for construction" are to be used for execution. All devices shown in the diagrams are in open position, drawn out with operating mechanism discharged and all power sources off.

Les informations techniques contenues dans ce document sont la propriete exclusive de Schneider Electric Industries S.A.S et ne peuvent etre utilisees ou divulguees a des tiers quels qu'ils soient sans son accord ecrit. Seuls nous engageant sur ce schéma sont en position ouvert - désarmés - débrochés - toutes sources coupées.

ONDULEUR POSTE COMMANDE MARCHE ONDULEUR 1	ONDULEUR POSTE COMMANDE ARRET ONDULEUR 1	ONDULEUR POSTE COMMANDE MARCHE ONDULEUR 2	ONDULEUR POSTE COMMANDE ARRET ONDULEUR 2				

-A032 =S= TELECONTROL 0RIO1 04DO MODULE : 6

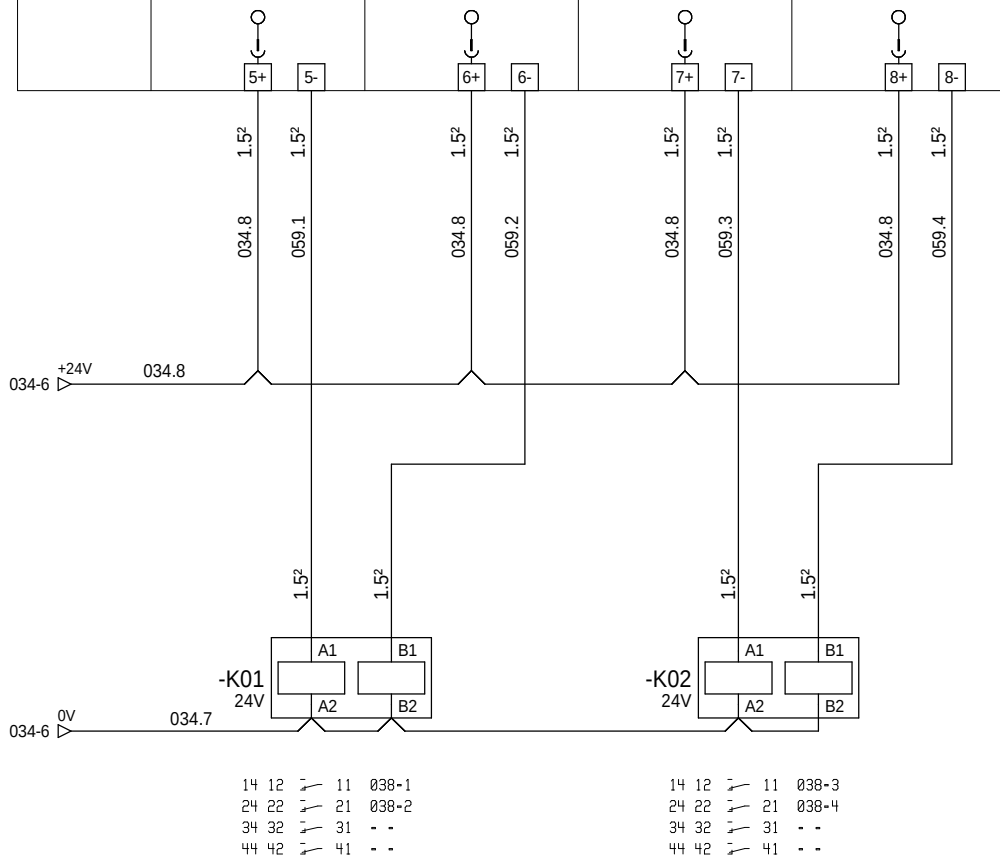

=N201

+AP01

The technical information contained in this document is the exclusive property of Schneider Electric Industries S.A.S and cannot be used or disclosed to third parties of any kind without its written consent. Only those drawings and diagrams marked "certified for execution" may be used for execution. All drawings and diagrams are in open position, drawn out with operating mechanism discharged and all power sources off.

Les informations techniques contenues dans ce document sont la propriete exclusive de Schneider Electric Industries S.A.S et ne peuvent etre utilisees ou divulguees a des tiers quels qu'ils soient sans son accord ecrit. Seuls nous engageant sur ce schéma sont en position ouvert : - désarmés - débrochés - toutes sources coupées.

Ind. Rev	Date Date		Archiv. Micro-filmed	Ind. Rev	Date Date		Archiv. Micro-filmed
A	15/06/2011	Edition originale / First issue					

CARTE 4 SORTIES TOR
RELAIS ELECTROMECANIQUES /
4 DIGITAL OUTPUTS BOARD
ELECTROMECHANICAL RELAYS

SOLAIRE DIRECT
FIGANIERES
FIGO-ET-E-PLA-S003

Schneider Electric

FIGA0208

Projet - No commande Project - Order No.	Indice Rev	Folio Sheet
FR7000003	A	059

A3 suite - 01/2008

RESERVE	RESERVE	RESERVE	RESERVE				

-A033 VIDE / FREE MODULE : 7

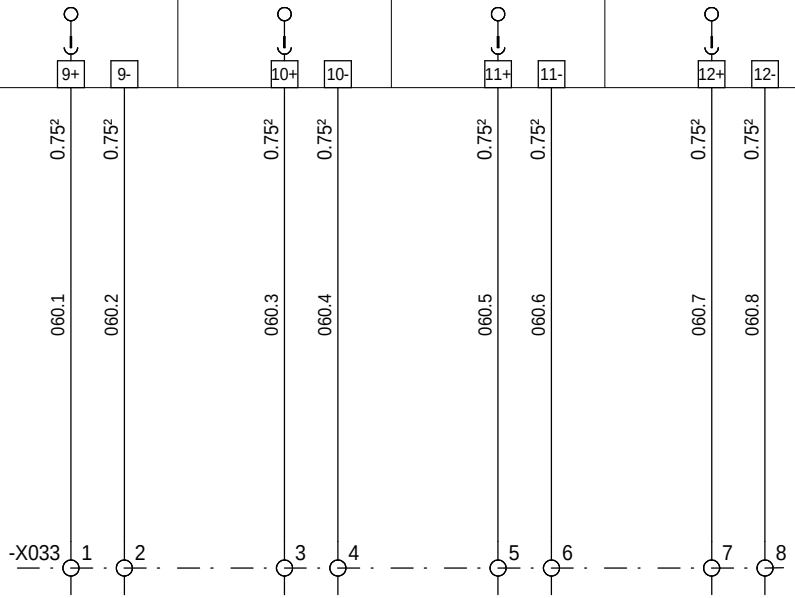

=N201
+AP01

The technical information contained in this document is the exclusive property of Schneider Electric Industries S.A.S and cannot be used or disclosed to third parties of any kind without its written consent. Only those drawings and diagrams marked "certified" are to be used for execution. All drawings and diagrams are in open position, drawn out with operating mechanism discharged and all power sources off.

Les informations techniques contenues dans ce document sont la propriete exclusive de Schneider Electric Industries S.A.S et ne peuvent etre utilisees ou divulguees a des tiers quels qu'ils soient sans son accord ecrit. Seuls nous engageant sur ce document les plans et schemas marqués "certifiés" et les schemas et plans d'execution. Les appareils representés sur ce schéma sont en position ouvert - désarmés - débrochés - toutes sources coupées.

Ind. Rev	Date Date	Modification / Modification	Archiv. Micro-filmed	Ind. Rev	Date Date	Modification / Modification	Archiv. Micro-filmed
A	15/06/2011	Edition originale / First issue					

RESERVES SUR BORNES /
SPARES ON TERMINALS

SOLAIRE DIRECT
FIGANIERES
FIGO-ET-E-PLA-S003

Schneider Electric

FIGA0208

Projet - No commande / Project - Order No.	Indice / Rev	Folio / Sheet
FR7000003	A	060

A3 suite - 01/2008

RESERVE	RESERVE	RESERVE	RESERVE				

-A034 VIDE / FREE MODULE : 8

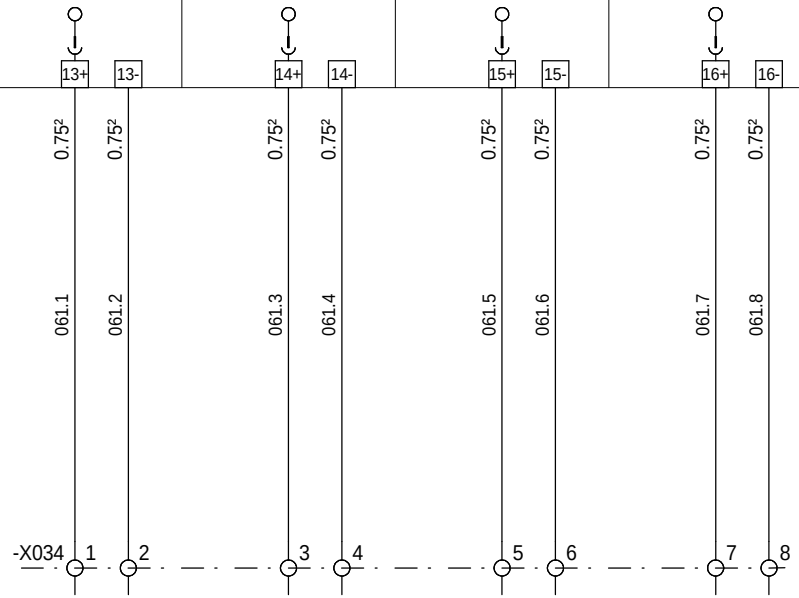

=N201
+AP01

Ind. Rev	Date Date	Modification / Modification	Archiv. Micro-filmed	Ind. Rev	Date Date	Modification / Modification	Archiv. Micro-filmed
A	15/06/2011	Edition originale / First issue					

RESERVES SUR BORNES / SPARES ON TERMINALS

SOLAIRE DIRECT
FIGANIERES
FIGO-ET-E-PLA-S003

Schneider Electric

FIGA0208

Projet - No commande / Project - Order No.	Indice / Rev	Folio / Sheet
FR7000003	A	061

A3 suite - 01/2008

The technical information contained in this document is the exclusive property of Schneider Electric Industries S.A.S and cannot be used or disclosed to third parties of any kind without its written consent. Only those drawings and diagrams marked "certified" are to be used for execution. All drawings and diagrams are in open position, drawn out with operating mechanism discharged and all power sources off.

Les informations techniques contenues dans ce document sont la propriete exclusive de Schneider Electric Industries S.A.S et ne peuvent etre utilisees ou divulguees a des tiers quels qu'ils soient sans son accord ecrit. Seuls nous engageant sur ce document les plans et schemas marques "certifie" et les commandes des appareils representes sur ce schéma sont en position ouvert - désarmés - débrochés - toutes sources coupées.

The technical information contained in this document is the exclusive property of Schneider Electric Industries S.A.S and cannot be used or disclosed to third parties of any kind without its written consent. Only those drawings and diagrams marked "for construction" or "for execution" are to be used for the purpose of execution. All drawings shown in this diagrams are in open position, drawn out with operating mechanism discharged and all power sources off.

Les informations techniques contenues dans ce document sont la propriete exclusive de Schneider Electric Industries S.A.S et ne peuvent etre utilisees ou divulguees a des tiers quels qu'ils soient sans son accord ecrit. Seuls nous engagent: dans le cas d'execution, les plans et schemas marqués "pour construire" et "pour executer". Les appareils representes sur ce schéma sont en position ouvert - désarmés - débrochés - toutes sources coupées.

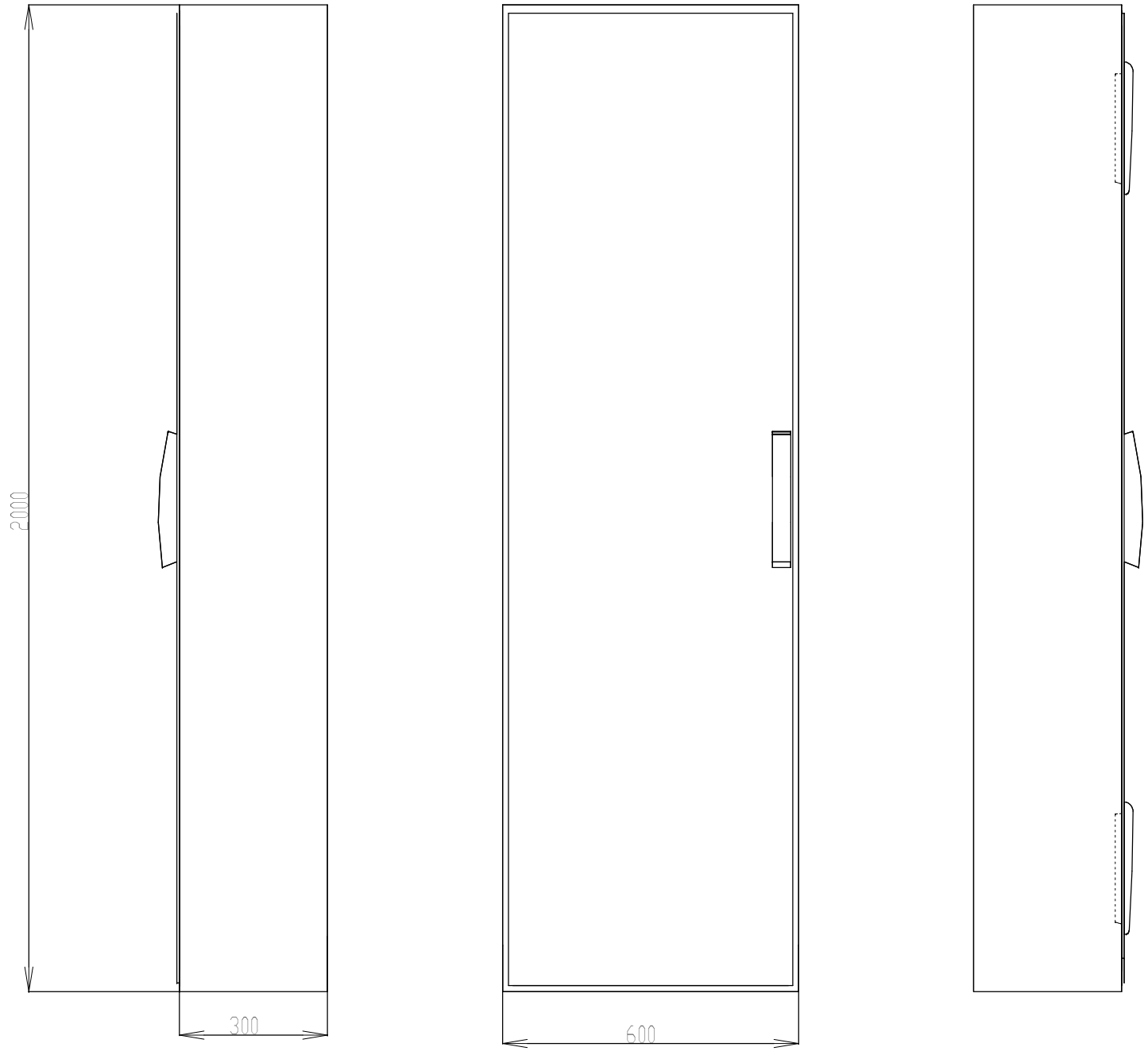

=N201
+AP01

Ind. Rev	Date Date	Modification / Modification	Archiv. Micro-filmed	Ind. Rev	Date Date	Modification / Modification	Archiv. Micro-filmed
A	15/06/2011	Edition originale / First issue					

Armoire SM 2000 x 600 x 300

SOLAIRE DIRECT
FIGANIERES
FIGO-ET-E-PLA-S003

Schneider Electric

FIGA0208

Projet - No commande / Project - Order No.	Indice / Rev	Folio / Sheet
FR7000003	A	100

A3 suite - 01/2008

The technical information contained in this document is the exclusive property of Schneider Electric Industries S.A.S and cannot be used or disclosed to third parties of any kind without its written consent. Only those drawings and diagrams marked as "for construction" are to be used for execution. All drawings shown in the diagrams are in open position, drawn out with operating mechanism discharged and all power sources off.

Les informations techniques contenues dans ce document sont la propriete exclusive de Schneider Electric Industries S.A.S et ne peuvent etre utilisees ou divulguees a des tiers quels qu'ils soient sans son accord ecrit. Seuls nous engageant pour l'execution, les plans et schemas marques "pour construire" ou "pour execution". Les appareils representes sur ce schéma sont en position ouvert - désarmés - débrochés - toutes sources coupées.

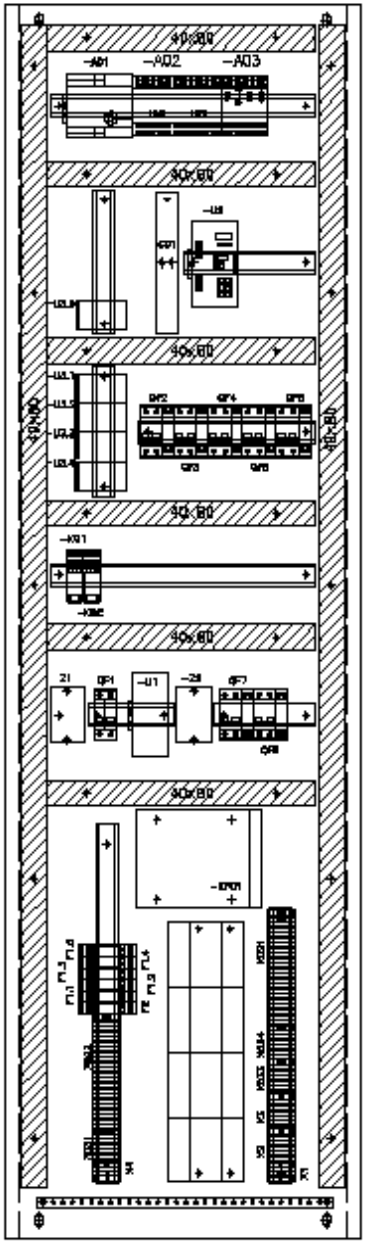

The technical information contained in this document is the exclusive property of Schneider Electric Industries S.A.S and cannot be used or disclosed to third parties of any kind without its written consent. Only those drawings and diagrams marked "for construction" or "for execution" are binding for execution. All drawings shown in the diagrams are in open position, drawn out with operating mechanism discharged and all power sources off.

Les informations techniques contenues dans ce document sont la propriete exclusive de Schneider Electric Industries S.A.S et ne peuvent etre utilisees ou divulguees a des tiers quels qu'ils soient sans son accord ecrit. Seuls nous engagent pour execution les plans et schemas annotes «pour construire» et les schemas et plans de principe. Les appareils representes sur ce schéma sont en position ouvert - désarmés - débrochés - toutes sources coupées.

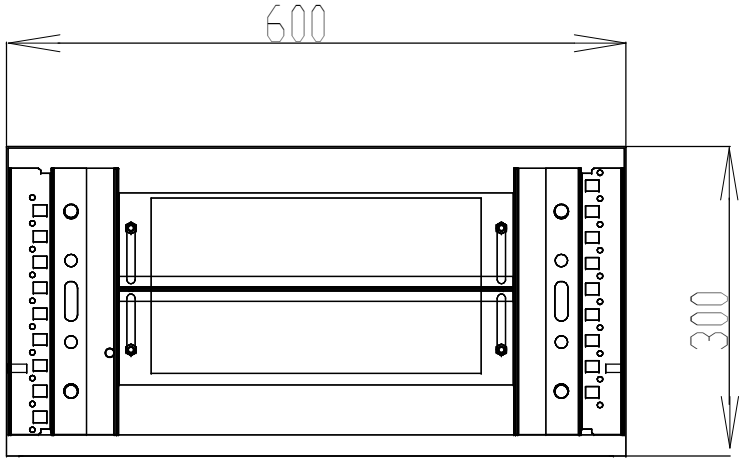

=N201
+AP01

Ind. Rev	Date Date	Modification / Modification	Archiv. Micro-filmed	Ind. Rev	Date Date	Modification / Modification	Archiv. Micro-filmed
A	15/06/2011	Edition originale / First issue					

Fixation au sol

SOLAIRE DIRECT
FIGANIERES
FIGO-ET-E-PLA-S003

Schneider Electric

FIGA0208

Projet - No commande / Project - Order No.	Indice / Rev	Folio / Sheet
FR7000003	A	103

The technical information contained in this document is the exclusive property of Schneider Electric Industries S.A.S and cannot be used or disclosed to third parties of any kind without its written consent. Only those drawings and diagrams marked "for construction" or "for execution" are to be used for the execution. All drawings shown in the diagrams are in open position, drawn out with operating mechanism discharged and all power sources off.

Les informations techniques contenues dans ce document sont la propriete exclusive de Schneider Electric Industries S.A.S et ne peuvent etre utilisees ou divulguees a des tiers quels qu'ils soient sans son accord ecrit. Seuls nous engageant pour une execution, les plans et schemas annotes "a construire" ou "a executer" et les appareils representes sur ce schéma sont en position ouvert - désarmés - débrochés - toutes sources coupées.

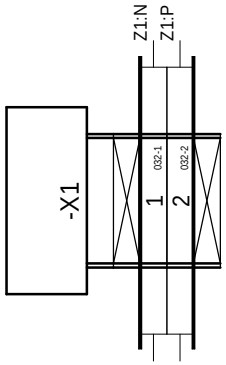

=N201
+AP01

Ind. Rev	Date Date	Modification / Modification	Archiv. Micro-filmed	Ind. Rev	Date Date	Modification / Modification	Archiv. Micro-filmed
A	15/06/2011	Edition originale / First issue					

BORNIER : =N201+AP01-X1 /
TERMINAL BLOCK : =N201+AP01-X1

SOLAIRE DIRECT
FIGANIERES
FIGO-ET-E-PLA-S003

Schneider Electric

FIGA0208

Projet - No commande / Project - Order No.	Indice / Rev	Folio / Sheet
FR7000003	A	150

The technical information contained in this document is the exclusive property of Schneider Electric Industries S.A.S and cannot be used or disclosed to third parties of any kind without its written consent. Only those drawings and diagrams marked "for execution" are to be used for the purpose of execution. All drawings shown in the diagrams are in open position, drawn out with operating mechanism discharged and all power sources off.

Les informations techniques contenues dans ce document sont la propriete exclusive de Schneider Electric Industries S.A.S et ne peuvent etre utilisees ou divulguees a des tiers quels qu'ils soient sans son accord ecrit. Seuls nous engageant pour l'execution, les plans et schemas annotes "a fin d'execution" et les schemas et appareils representes sur ce schéma sont en position ouvert - désarmés - débrochés - toutes sources coupées.

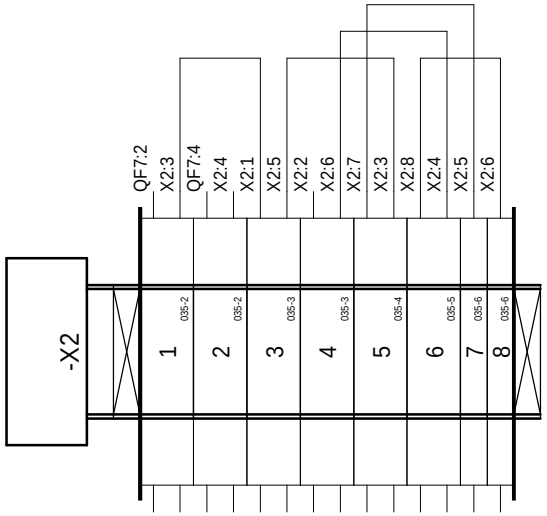

=N201
+AP01

Ind. Rev	Date Date	Modification / Modification	Archiv. Micro-filmed	Ind. Rev	Date Date	Modification / Modification	Archiv. Micro-filmed
A	15/06/2011	Edition originale / First issue					

BORNIER : =N201+AP01-X2 /
TERMINAL BLOCK : =N201+AP01-X2

SOLAIRE DIRECT
FIGANIERES
FIGO-ET-E-PLA-S003

Schneider Electric

FIGA0208

Projet - No commande / Project - Order No.	Indice Rev	Folio Sheet
FR7000003	A	151

A3 suite - 01/2008

The technical information contained in this document is the exclusive property of Schneider Electric Industries S.A.S and cannot be used or disclosed to third parties of any kind without its written consent. Only those drawings and diagrams marked "for construction" or "for execution" may be used for the execution of the equipment shown in the diagrams are in open position, drawn out with operating mechanism discharged and all power sources off.

Les informations techniques contenues dans ce document sont la propriete exclusive de Schneider Electric Industries S.A.S et ne peuvent etre utilisees ou divulguees a des tiers quels qu'ils soient sans son accord ecrit. Seuls nous engageant pour l'execution, les plans et schemas marqués "pour construire" ou "pour executer" et les schemas sur ce schéma sont en position ouvert - désarmés - débrochés - toutes sources coupées.

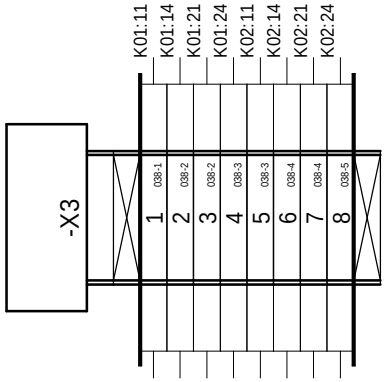

=N201
+AP01

Ind. Rev	Date Date	Modification / Modification	Archiv. Micro-filmed	Ind. Rev	Date Date	Modification / Modification	Archiv. Micro-filmed
A	15/06/2011	Edition originale / First issue					

BORNIER : =N201+AP01-X3 /
TERMINAL BLOCK : =N201+AP01-X3

SOLAIRE DIRECT
FIGANIERES
FIGO-ET-E-PLA-S003

Schneider Electric

FIGA0208

Projet - No commande / Project - Order No.	Indice Rev	Folio Sheet
FR7000003	A	152

The technical information contained in this document is the exclusive property of Schneider Electric Industries S.A.S and cannot be used or disclosed to third parties of any kind without its written consent. Only those drawings and diagrams marked "for execution" are to be used for the purpose of execution. All drawings shown in the diagrams are in open position, drawn out with operating mechanism discharged and all power sources off.

Les informations techniques contenues dans ce document sont la propriete exclusive de Schneider Electric Industries S.A.S et ne peuvent etre utilisees ou divulguees a des tiers quels qu'ils soient sans son accord ecrit. Seuls nous engageant pour l'execution, les plans et schemas annotes "a fin d'execution" et le commande des appareils representes sur ce schéma sont en position ouvert - désarmés - débrochés - toutes sources coupées.

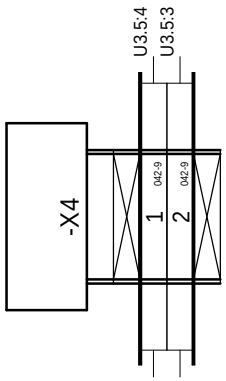

=N201
+AP01

Ind. Rev	Date Date	Modification / Modification	Archiv. Micro-filmed	Ind. Rev	Date Date	Modification / Modification	Archiv. Micro-filmed
A	15/06/2011	Edition originale / First issue					

BORNIER : =N201+AP01-X4 /
TERMINAL BLOCK : =N201+AP01-X4

SOLAIRE DIRECT
FIGANIERES
FIGO-ET-E-PLA-S003

Schneider Electric

FIGA0208

Projet - No commande / Project - Order No.	Indice / Rev	Folio / Sheet
FR7000003	A	153

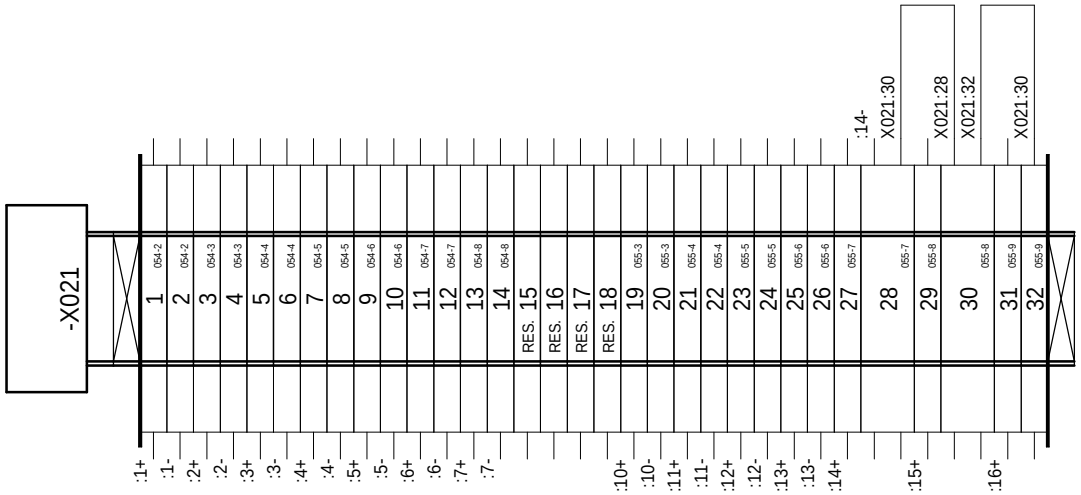

=N201
+AP01

The technical information contained in this document is the exclusive property of Schneider Electric Industries S.A.S and cannot be used or disclosed to third parties of any kind without its written consent. Only those drawings and diagrams marked "for approval" or "for execution" are authorized for execution. All drawings shown in the diagrams are in open position, drawn out with operating mechanism discharged and all power sources off.

Les informations techniques contenues dans ce document sont la propriete exclusive de Schneider Electric Industries S.A.S et ne peuvent etre utilisees ou divulguees a des tiers quels qu'ils soient sans son accord ecrit. Seuls nous engagent pour execution les plans et schemas annotes «a executer» et la connexion des appareils representes sur ce schéma sont en position ouvert - désarmés - débrochés - toutes sources coupées.

Ind. Rev	Date Date	Modification / Modification	Archiv. Micro-filmed	Ind. Rev	Date Date	Modification / Modification	Archiv. Micro-filmed
A	15/06/2011	Edition originale / First issue					

BORNIER : =N201+AP01-X021 /
TERMINAL BLOCK : =N201+AP01-X021

SOLAIRE DIRECT
FIGANIERES
FIGO-ET-E-PLA-S003

Schneider Electric

FIGA0208

Projet - No commande / Project - Order No.	Indice Rev	Folio Sheet
FR7000003	A	154

A3 suite - 01/2008



=N201
+AP01

The technical information contained in this document is the exclusive property of Schneider Electric Industries S.A.S and cannot be used or disclosed, without prior authorization, to third parties of any kind without its written consent. Only those drawings and documents specifically approved for execution by Schneider Electric are to be used for manufacture and installation purposes. All drawings shown in this diagrams are in open position, drawn out with operating mechanism discharged and all power sources off.

Les informations techniques contenues dans ce document sont la propriete exclusive de Schneider Electric Industries S.A.S et ne peuvent etre utilisees ou divulguees a des tiers quels qu'ils soient sans son accord ecrit. Seuls nous engageant pour l'execution, les plans et schemas annexes etablis en commun, dans le cadre de l'affaire, sont ceux ayant ete approuves par Schneider Electric. Tous les diagrammes sur ce schéma sont en position ouvert - désarmés - débrochés - toutes sources coupées.

Ind. Rev	Date Date	Modification / Modification	Archiv. Micro-filmed	Ind. Rev	Date Date	Modification / Modification	Archiv. Micro-filmed
A	15/06/2011	Edition originale / First issue					

BORNIER : =N201+AP01-X022 /
TERMINAL BLOCK : =N201+AP01-X022

SOLAIRE DIRECT
FIGANIERES
FIGO-ET-E-PLA-S003

Schneider Electric

FIGA0208

Projet - No commande / Project - Order No.	Indice Rev	Folio Sheet
FR7000003	A	155

A3 suite - 01/2008

The technical information contained in this document is the exclusive property of Schneider Electric Industries S.A.S and cannot be used or disclosed to third parties of any kind without its written consent. Only those drawings and diagrams marked "for construction" are authorized for execution. All devices shown in the diagrams are in open position, drawn out with operating mechanism discharged and all power sources off.

Les informations techniques contenues dans ce document sont la propriete exclusive de Schneider Electric Industries S.A.S et ne peuvent etre utilisees ou divulguees a des tiers quels qu'ils soient sans son accord ecrit. Seuls nous engageant sur ce schéma sont en position ouvert - désarmés - débrochés - toutes sources coupées.

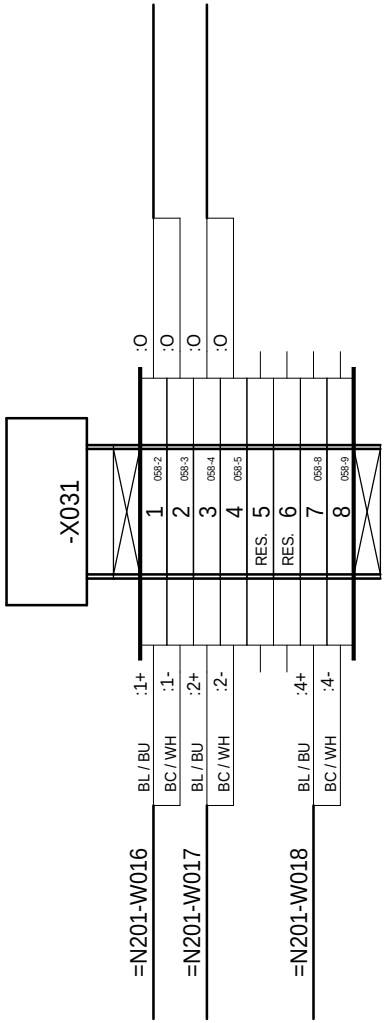

=N201
+AP01

Ind. Rev	Date Date	Modification / Modification	Archiv. Micro-filmed	Ind. Rev	Date Date	Modification / Modification	Archiv. Micro-filmed
A	15/06/2011	Edition originale / First issue					

BORNIER : =N201+AP01-X031 /
TERMINAL BLOCK : =N201+AP01-X031

SOLAIRE DIRECT
FIGANIERES
FIGO-ET-E-PLA-S003

Schneider Electric

FIGA0208

Projet - No commande / Project - Order No.	Indice Rev	Folio Sheet
FR7000003	A	156

A3 suite - 01/2008

The technical information contained in this document is the exclusive property of Schneider Electric Industries S.A.S and cannot be used or disclosed to third parties of any kind without its written consent. Only those drawings and diagrams marked "for construction" or "for execution" are authorized for execution. All drawings shown in the diagrams are in open position, drawn out with operating mechanism discharged and all power sources off.

Les informations techniques contenues dans ce document sont la propriete exclusive de Schneider Electric Industries S.A.S et ne peuvent etre utilisees ou divulguees a des tiers quels qu'ils soient sans son accord ecrit. Seuls nous engageant pour une execution, les plans et schemas annotes "a construire" ou "a executer". Les appareils representes sur ce schéma sont en position ouvert - désarmés - débrochés - toutes sources coupées.

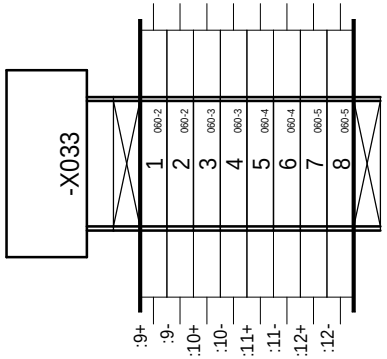

=N201
+AP01

Ind. Rev	Date Date	Modification / Modification	Archiv. Micro-filmed	Ind. Rev	Date Date	Modification / Modification	Archiv. Micro-filmed
A	15/06/2011	Edition originale / First issue					

BORNIER : =N201+AP01-X033 /
TERMINAL BLOCK : =N201+AP01-X033

SOLAIRE DIRECT
FIGANIERES
FIGO-ET-E-PLA-S003

Schneider Electric

FIGA0208

Projet - No commande / Project - Order No.	Indice Rev	Folio Sheet
FR7000003	A	157

A3 suite - 01/2008

The technical information contained in this document is the exclusive property of Schneider Electric Industries S.A.S and cannot be used or disclosed to third parties of any kind without its written consent. Only those drawings and diagrams marked "certified for construction" are authorized for execution. All drawings shown in the diagrams are in open position, drawn out with operating mechanism discharged and all power sources off.

Les informations techniques contenues dans ce document sont la propriete exclusive de Schneider Electric Industries S.A.S et ne peuvent etre utilisees ou divulguees a des tiers quels qu'ils soient sans son accord ecrit. Seuls nous engageant pour une execution, les plans et schemas annotes "a construire" et ceux dessinés sur les appareils representes sur ce schéma sont en position ouvert - désarmés - débrochés - toutes sources coupées.

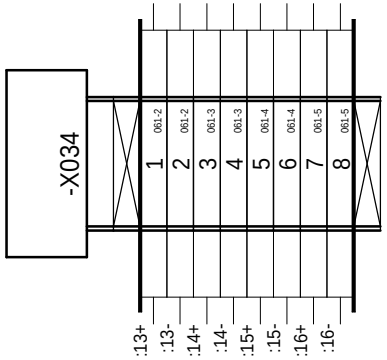

=N201
+AP01

Ind. Rev	Date Date	Modification / Modification	Archiv. Micro-filmed	Ind. Rev	Date Date	Modification / Modification	Archiv. Micro-filmed
A	15/06/2011	Edition originale / First issue					

BORNIER : =N201+AP01-X034 /
TERMINAL BLOCK : =N201+AP01-X034

SOLAIRE DIRECT
FIGANIERES
FIGO-ET-E-PLA-S003

Schneider Electric

FIGA0208

Projet - No commande / Project - Order No.	Indice Rev	Folio Sheet
FR7000003	A	158

Localisation (Location)	Installation (Function)	Repère (Tag)	Page (Sheet)	Designation	Fabricant (Manufacturer)	Ref. fabricant (Manufacturer Ref.)
AP01	N201	A01	052	ALIMENTATION BOITIER CPU PHENIX / CPU PHENIX POWER SUPPLY UNIT	=S= TELECONTROL	0RIO2 UPS-2
			052	COMPACT FLASH 1Go (TYPE INDUSTRIEL) / COMPACT FLASH 1Go (INDUSTRIAL TYPE)	=S= TELECONTROL	AR00720
		A02	052	BOITIER CPU AVEC RJ45 ETHERNET + 2 EMPLACEMENTS CARTES T2 / CPU UNIT WITH ETHERNET RJ45 + 2 T2 BOARDS SLOTS	=S= TELECONTROL	0RIO 314
		A03	052	BOITIER EXT-1, 4 EMPLACEMENTS CARTES T1 / EXT-1 UNIT, 4 T1 BOARDS SLOTS	=S= TELECONTROL	0RIO2 EXT-1
		A021	052	CARTE 16 ENTREES LOGIQUES ET COMPTAGES, T2 / 16 SELF-POWERED DIGITAL AND COUNTING INPUTS BOARD, T2	=S= TELECONTROL	0RIO2 16DI
		A022	052	CARTE 16 ENTREES LOGIQUES ET COMPTAGES, T2 / 16 SELF-POWERED DIGITAL AND COUNTING INPUTS BOARD, T2	=S= TELECONTROL	0RIO2 16DI
		A031	052	CARTE 4 ENTREES ANALOGIQUES UNIVERSELLES, T1 / 4 UNIVERSAL ANALOG INPUTS BOARD, T1	=S= TELECONTROL	0RIO1 04AI
		A032	052	CARTE 4 SORTIES LOGIQUES RELAIS ELECTROMECANIQUE, T1 / 4 ELECTROMECHANICAL RELAYS DIGITAL OUTPUTS BOARD, T1	=S= TELECONTROL	0RIO1 04DO
		F2	058	FICHE PARAFOUDRE 1 BOUCLE -In:10kA (8/20)-Uc:28VDC / LIGHTNING ARRESTER PLUG 1 LOOP -In:10kA (8/20)-Uc:28VDC	PHOENIX CONTACT	2856032
			058	EMBASE PARAFOUDRE / LIGHTNING ARRESTER SUPPORT	PHOENIX CONTACT	2856113
		F1.1	040	FICHE PARAFOUDRE HF 3 F-In:10kA (8/20)-Uc:13VCC / HF LIGHTNING ARRESTER PLUG 3 W-In:10kA (8/20)-Uc:13VDC	PHOENIX CONTACT	2858043
			040	EMBASE PARAFOUDRE AVEC DECOUPLAGE ECRAN/MASSE / LIGHTNING ARRESTER SUPPORT WITH SHIELD/EXPOSED CONDUCTIVE PART	PHOENIX CONTACT	2856126
		F1.2	040	FICHE PARAFOUDRE HF 3 F-In:10kA (8/20)-Uc:13VCC / HF LIGHTNING ARRESTER PLUG 3 W-In:10kA (8/20)-Uc:13VDC	PHOENIX CONTACT	2858043
			040	EMBASE PARAFOUDRE AVEC DECOUPLAGE ECRAN/MASSE / LIGHTNING ARRESTER SUPPORT WITH SHIELD/EXPOSED CONDUCTIVE PART	PHOENIX CONTACT	2856126
		F1.3	041	FICHE PARAFOUDRE HF 3 F-In:10kA (8/20)-Uc:13VCC / HF LIGHTNING ARRESTER PLUG 3 W-In:10kA (8/20)-Uc:13VDC	PHOENIX CONTACT	2858043
			041	EMBASE PARAFOUDRE AVEC DECOUPLAGE ECRAN/MASSE / LIGHTNING ARRESTER SUPPORT WITH SHIELD/EXPOSED CONDUCTIVE PART	PHOENIX CONTACT	2856126
		F1.4	041	FICHE PARAFOUDRE HF 3 F-In:10kA (8/20)-Uc:13VCC / HF LIGHTNING ARRESTER PLUG 3 W-In:10kA (8/20)-Uc:13VDC	PHOENIX CONTACT	2858043
			041	EMBASE PARAFOUDRE AVEC DECOUPLAGE ECRAN/MASSE / LIGHTNING ARRESTER SUPPORT WITH SHIELD/EXPOSED CONDUCTIVE PART	PHOENIX CONTACT	2856126
		F1.5	042	EMBASE PARAFOUDRE AVEC DECOUPLAGE ECRAN/MASSE / LIGHTNING ARRESTER SUPPORT WITH SHIELD/EXPOSED CONDUCTIVE PART	PHOENIX CONTACT	2856126
		G02	052	BATTERIE AU PLOMB 12V 2.1Ah / LEAD STORAGE BATTERY 12V 2.1Ah	=S= TELECONTROL	0REV PBA12001
		K01	059	RELAIS BISTABLE AVEC DIODE 24VDC 4INV / LATCHING RELAY WITH SUPPRESSOR , 24 V DC, 4OC	TELEMECANIQUE	RHK412BA76
			059	EMBASE AVANT VIS / SCREW BASE PLATE	TELEMECANIQUE	RHZ21
			059	ETRIER METALLIQUE DE MAINTIEN / METAL CLAMP	TELEMECANIQUE	RXZ 400
		K02	059	RELAIS BISTABLE AVEC DIODE 24VDC 4INV / LATCHING RELAY WITH SUPPRESSOR , 24 V DC, 4OC	TELEMECANIQUE	RHK412BA76
			059	EMBASE AVANT VIS / SCREW BASE PLATE	TELEMECANIQUE	RHZ21
			059	ETRIER METALLIQUE DE MAINTIEN / METAL CLAMP	TELEMECANIQUE	RXZ 400
		QF1	032	INTER I BI 20A SANS VOYANT / SWITCH-DISCONNECTOR I, 2P, 20 A	MERLIN GERIN	15006
		QF2	034	DISJONCTEUR C60H-DC BI 1 A COURBE C / MINIATURE CIRCUIT BREAKER MULTI 9, C60H-DC, 2 POLES, 2 A, C CURVE	MERLIN GERIN	MGN61521
			034	CONTACT OF / AUxILIARY CONTACT, 1 OC	MERLIN GERIN	26924
		QF3	034	DISJONCTEUR C60H-DC BI 1 A COURBE C / MINIATURE CIRCUIT BREAKER MULTI 9, C60H-DC, 2 POLES, 2 A, C CURVE	MERLIN GERIN	MGN61521
			034	CONTACT OF / AUxILIARY CONTACT, 1 OC	MERLIN GERIN	26924
		QF4	034	DISJONCTEUR C60H-DC BI 1 A COURBE C / MINIATURE CIRCUIT BREAKER MULTI 9, C60H-DC, 2 POLES, 2 A, C CURVE	MERLIN GERIN	MGN61521
			034	CONTACT OF / AUxILIARY CONTACT, 1 OC	MERLIN GERIN	26924
		QF5	034	DISJONCTEUR C60H-DC BI 1 A COURBE C / MINIATURE CIRCUIT BREAKER MULTI 9, C60H-DC, 2 POLES, 2 A, C CURVE	MERLIN GERIN	MGN61521
			034	CONTACT OF / AUxILIARY CONTACT, 1 OC	MERLIN GERIN	26924
		QF6	034	DISJONCTEUR C60H-DC BI 1 A COURBE C / MINIATURE CIRCUIT BREAKER MULTI 9, C60H-DC, 2 POLES, 2 A, C CURVE	MERLIN GERIN	MGN61521
			034	CONTACT OF / AUxILIARY CONTACT, 1 OC	MERLIN GERIN	26924
		QF7	035	DISJONCTEUR C60H-DC BI 2 A COURBE C / MINIATURE CIRCUIT BREAKER MULTI 9, C60H-DC, 2 POLES, 2 A, C CURVE	MERLIN GERIN	MGN61522
			035	CONTACT OF / AUxILIARY CONTACT, 1 OC	MERLIN GERIN	26924
		QF8	035	DISJONCTEUR C60H-DC BI 1 A COURBE C / MINIATURE CIRCUIT BREAKER MULTI 9, C60H-DC, 2 POLES, 2 A, C CURVE	MERLIN GERIN	MGN61521
			035	CONTACT OF / AUxILIARY CONTACT, 1 OC	MERLIN GERIN	26924
		R1	058	RESISTANCE 50 Ohms 1/4W +/-0,01% maxi / 50 Ohms 1/4W +/-0,01% maxi RESISTOR		50 Ohms 1/4W +/-0,01% maxi
		R2	052	RESISTANCE 120 Ohms 1/4W +/-5% / 120 Ohms 1/4W +/-5% RESISTOR		120 Ohms 1/4W +/-5%
		U1	033	ALIMENTATION REGULEE A DECOUP. MONO 100...240VAC/24VDC 120W/5A / UNIVERSAL POWER SUPPLY 1P 24V 5A	TELEMECANIQUE	ABL8RPS24050
		U2	045	SWITCH ETHERNET 6 PORTS 10/100 TX ET 2 PORTS 100 FX-MM / CONNEXIUM MANAGED SWITCH 6TX/2FX-MM	TELEMECANIQUE	TCSESM083F2CU0
		U3.1	040	ISOLATEUR DE LIGNE RS485 / RS485 LINK INSULATOR	ETIC	SI485
		U3.2	040	ISOLATEUR DE LIGNE RS485 / RS485 LINK INSULATOR	ETIC	SI485
		U3.3	041	ISOLATEUR DE LIGNE RS485 / RS485 LINK INSULATOR	ETIC	SI485
		U3.4	041	ISOLATEUR DE LIGNE RS485 / RS485 LINK INSULATOR	ETIC	SI485
		U3.5	042	Bornier pourISOLATEUR DE LIGNE RS485 / Terminal for RS485 LINK INSULATOR	ETIC	bornier SI485

The technical information contained in this document is the exclusive property of Schneider Electric Industries S.A.S and cannot be used or disclosed to third parties of any kind without its written consent. Only those drawings and diagrams marked "for construction" may be used for installation or electrical connection. All drawings shown in this document are in open position, drawn out with operating mechanism discharged and all power sources off.

Les informations techniques contenues dans ce document sont la propriete exclusive de Schneider Electric Industries S.A.S et ne peuvent etre utilisees ou divulguees a des tiers quels qu'ils soient sans son accord ecrit. Seuls nous engagent ceux qui portent la mention "pour construire". Les schemas et plans ci-dessous ne sont pas contractuels. Les appareils representes sur ce schéma sont en position ouvert - désarmés - débrochés - toutes sources coupées.

Ind. (Rev)	Date	Modification / (Modification)	Archiv. (Micro-filmed)	Ind. (Rev)	Date	Modification / (Modification)	Archiv. (Micro-filmed)
A	15/06/2011	Edition originale / First issue					

NOMENCLATURE / PART LIST

SOLAIRE DIRECT
FIGANIERES
FIGO-ET-E-PLA-S003

Schneider Electric

FIGA0208

Projet - No commande (Project - Order No.)	Indice (Rev)	Folio (Sheet)
FR7000003	A	200

A3 suite - 11/2006

Nom composant / Component name: Localisation (Location)	Installation (Function)	Repère (Tag)	Page (Sheet)	Designation	Fabricant (Manufacturer)	Ref. fabricant (Manufacturer Ref.)
		W001	040	CABLE 1 PAIRE TORSADEE BLINDEE / 1 SHIELDED TWISTED PAIR CABLE	BELDEN	9841
		W002	040	CABLE 1 PAIRE TORSADEE BLINDEE / 1 SHIELDED TWISTED PAIR CABLE	BELDEN	9841
		W003	040	CABLE 1 PAIRE TORSADEE BLINDEE / 1 SHIELDED TWISTED PAIR CABLE	BELDEN	9841
		W004	040	CABLE 1 PAIRE TORSADEE BLINDEE / 1 SHIELDED TWISTED PAIR CABLE	BELDEN	9841
		W005	040	CABLE 1 PAIRE TORSADEE BLINDEE / 1 SHIELDED TWISTED PAIR CABLE	BELDEN	9841
		W006	041	CABLE 1 PAIRE TORSADEE BLINDEE / 1 SHIELDED TWISTED PAIR CABLE	BELDEN	9841
		W007	041	CABLE 1 PAIRE TORSADEE BLINDEE / 1 SHIELDED TWISTED PAIR CABLE	BELDEN	9841
		W008	041	CABLE 1 PAIRE TORSADEE BLINDEE / 1 SHIELDED TWISTED PAIR CABLE	BELDEN	9841
		W009	041	CABLE 1 PAIRE TORSADEE BLINDEE / 1 SHIELDED TWISTED PAIR CABLE	BELDEN	9841
		W010	042	CABLE 1 PAIRE TORSADEE BLINDEE / 1 SHIELDED TWISTED PAIR CABLE	BELDEN	9841
		W011	042	CABLE 1 PAIRE TORSADEE BLINDEE / 1 SHIELDED TWISTED PAIR CABLE	BELDEN	9841
		W016	058	CABLE 1 PAIRE TORSADEE BLINDEE / 1 SHIELDED TWISTED PAIR CABLE	BELDEN	9841
		W017	058	CABLE 1 PAIRE TORSADEE BLINDEE / 1 SHIELDED TWISTED PAIR CABLE	BELDEN	9841
		W018	058	CABLE 1 PAIRE TORSADEE BLINDEE / 1 SHIELDED TWISTED PAIR CABLE	BELDEN	9841
		WET001	045	CORDON RESEAU ETHERNET BLINDE, CATEGORIE 5, PAIRE TORSADEE DROIT 2M /	ICTL	481011757N
		WO001	044	CORDON ZIPCORD SC-PC/SC-PC 6FO MM 50/125µm 2.8mm, 2m / ZIPCORD CORD SC-PC/SC-PC 6FO MM 50/125µm 2.8mm, 2m	ICTL	502102221N
		WO002	044	CORDON ZIPCORD SC-PC/SC-PC 6FO MM 50/125µm 2.8mm, 2m / ZIPCORD CORD SC-PC/SC-PC 6FO MM 50/125µm 2.8mm, 2m	ICTL	502102221N
		X1		BLOC DE JONCTION A VIS 2.5mm2, GRIS / SCREW TERMINAL BLOCK 2.5mm², GREY	PHOENIX CONTACT	3001501
				COUVERCLE / COVER	PHOENIX CONTACT	3003020
		X2		BLOC DE JONCTION A VIS 2.5mm2, GRIS / SCREW TERMINAL BLOCK 2.5mm², GREY	PHOENIX CONTACT	3001501
				COUVERCLE / COVER	PHOENIX CONTACT	3003020
		X3		BLOC DE JONCTION A VIS 2.5mm2, GRIS / SCREW TERMINAL BLOCK 2.5mm², GREY	PHOENIX CONTACT	3001501
				COUVERCLE / COVER	PHOENIX CONTACT	3003020
		X4		BLOC DE JONCTION A VIS 2.5mm2, GRIS / SCREW TERMINAL BLOCK 2.5mm², GREY	PHOENIX CONTACT	3001501
				COUVERCLE / COVER	PHOENIX CONTACT	3003020
		X021		BLOC DE JONCTION A VIS 2.5mm2, GRIS / SCREW TERMINAL BLOCK 2.5mm², GREY	PHOENIX CONTACT	3001501
				COUVERCLE / COVER	PHOENIX CONTACT	3003020
		X022		BLOC DE JONCTION A VIS 2.5mm2, GRIS / SCREW TERMINAL BLOCK 2.5mm², GREY	PHOENIX CONTACT	3001501
				COUVERCLE / COVER	PHOENIX CONTACT	3003020
		X031		BLOC DE JONCTION A VIS 2.5mm2, GRIS / SCREW TERMINAL BLOCK 2.5mm², GREY	PHOENIX CONTACT	3001501
				COUVERCLE / COVER	PHOENIX CONTACT	3003020
		X033		BLOC DE JONCTION A VIS 2.5mm2, GRIS / SCREW TERMINAL BLOCK 2.5mm², GREY	PHOENIX CONTACT	3001501
				COUVERCLE / COVER	PHOENIX CONTACT	3003020
		X034		BLOC DE JONCTION A VIS 2.5mm2, GRIS / SCREW TERMINAL BLOCK 2.5mm², GREY	PHOENIX CONTACT	3001501
				COUVERCLE / COVER	PHOENIX CONTACT	3003020
		XFO1	044	COFFRET FIDJI V2 FOLAN 12SC-1K7 MTG 1 CASSETTE TERAOPTIC MONTEE ET 12 PIGTAILS / OPTICAL BOX FIDJI V2 FOLAN 1	ICTL	621081146
		Z1	032	FILTRE CEM HAUTE PERF., COURANT D'EMPLOI 3 A 16A / COMPACT PERF. EMI FILTER, DESIGN CURRENT 3 TO 16A	SCHAFFNER	FN 9675-6/06
		Z2	035	FILTRE CEM HAUTE PERF., COURANT D'EMPLOI 1 A 10A / COMPACT PERF. EMI FILTER, DESIGN CURRENT 1 TO 10A	SCHAFFNER	FN 682-4/06

The technical information contained in this document is the exclusive property of Schneider Electric Industries S.A.S and cannot be used or disclosed to third parties of any kind without its written consent. Only those drawings and diagrams marked "for construction" are to be used for execution. All drawings shown in this document are in open position, drawn out with operating mechanism discharged and all power sources off.

Les informations techniques contenues dans ce document sont la propriete exclusive de Schneider Electric Industries S.A.S et ne peuvent etre utilisees ou divulguees a des tiers quels qu'ils soient sans son accord ecrit. Seuls nous engageant sur ce document les plans et schemas marqués "pour construire" et les dessins montrant les appareils representes sur ce schéma sont en position ouvert - désarmés - débrochés - toutes sources coupées.

Ind. (Rev)	Date	Modification / Modification	Archiv. (Micro-filmed)	Ind. (Rev)	Date	Modification / Modification	Archiv. (Micro-filmed)
A	15/06/2011	Edition originale / First issue					

NOMENCLATURE / PART LIST

SOLAIRE DIRECT
FIGANIERES
FIGO-ET-E-PLA-S003

Schneider Electric

FIGA0208

Projet - No commande (Project - Order No.)	Indice (Rev)	Folio (Sheet)
FR7000003	A	201

A3 suite - 11/2006