All technical information contained in this document is the exclusive property of SCHNEIDER ELECTRIC INDUSTRIES SA and may neither be used nor disclosed without its prior written consent. Only those drawings and diagrams remitted after order booking are binding for execution. All devices shown in this diagram are in open position, drawn out, with operating mechanisms discharged and all power sources off.

Les informations techniques contenues dans ce document sont la propriete exclusive de SCHNEIDER ELECTRIC INDUSTRIES SA et ne peuvent etre utilisees ou divulguees a des tiers quels qu'ils soient sans son accord ecrit. Seuls nous engagent pour execution les plans et schemas remis apres enregistrement de la commande. Les appareils representes sur ce schema sont en position ouvert desarmes - debroches - toutes sources coupees.

DOE

Ind rev	Date Date	Modification/Modification	Nom/name	Visa	Nom/name	Visa	Nom/name	Visa	Archiv. micro-filmed
			Dessine/drawn		Verifie/checked		Approuve/approved		
01	13 01 10	MAJ	PEYRON		CHARPE		RIGONI		
00	17 11 09	Edition originale/First issue	PEYRON		CHARPE		RIGONI		

SCHEMA-IMPLANTATION-
NOMENCLATURE
ARMOIRES MONITORING
PTR1

JUMBO SCORE
SAINT-BENOIT
CENTRALE
PHOTOVOLTAIQUE

Echelle
Scale
1 : 1

Unite/department
PM

Schneider Electric

Code diffusion
Distribution code

Project - Order No.
FPVPB1354

02979394 00

Ind/rev 01

Folio/sheet 001/ .

Original AutoCAD format A3

Folio sheet	Designation/ Designation	Indice de modification Revision 00	01
001	SCHEMA–IMPLANTATION– NOMENCLATURE ARMOIRES MONITORING	X	X
002	SOMMAIRE	X	X
005	LEGENDE SYMBOLES PRINCIPE DE REPERAGE	X	
007	MARQUAGE	X	
010	UNIFILAIRE GENERAL DE L'ARMOIRE	X	
015	IMPLANTATION MATERIEL	X	
016	FIXATIONS AU SOL ARMOIRE	X	
020	DISTRIBUTION DES POLARITES 230VCA	X	X
021	DISTRIBUTION DES POLARITES 24VCC	X	
025	LIAISONS FIBRES OPTIQUES ET RESEAU ETHERNET	X	
026	LIAISONS RS485	X	
027	ISOLATION GALVANIQUE RS485 PARAMETRAGES	X	
030	EXTENSION AUTOMATE PRESENTATION ALIMENTATION MODBUS	X	
031	AUTOMATE TELEGESTION CARTES E/S	X	X
032	AUTOMATE TELEGESTION CARTES E/S	X	
033	AUTOMATE TELEGESTION CARTES E/S	X	

Folio sheet	Designation/ Designation	Indice de modification Revision 00	01
060	BORNIER X1	X	
061	BORNIER X2	X	
062	BORNIER X3	X	
063	BORNIER X4	X	
070	NOMENCLATURE	X	
071	NOMENCLATURE	X	

All technical information contained in this document is the exclusive property of SCHNEIDER ELECTRIC INDUSTRIES SA and may neither be used nor disclosed without its prior written consent. Only those drawings and diagrams remitted after order booking are binding for execution. All devices shown in this diagram are in open position, drawn out, with operating mechanisms discharged and all power sources off.

Les informations techniques contenues dans ce document sont la propriete exclusive de SCHNEIDER ELECTRIC INDUSTRIES SA et ne peuvent etre utilisees ou divulguees a des tiers quels qu'ils soient sans son accord ecrit. Seuls nous engagent pour execution les plans et schemas remis apres enregistrement de la commande. Les appareils representes sur ce schema sont en position ouvert desarmes – debroches – toutes sources coupees.

Archivage
Microfilmed

Recapitulatif des folios et indices de modification
Page summary with modification indexes

JUMBO SCORE
SAINT–BENOIT
CENTRALE
PHOTOVOLTAIQUE
–

Schneider Electric

02979394 | 00

Projet – No commande / Project – Order NO.: FPVPB1354
Ind/rev: 01
Folio /sheet: 002/ .

Original AutoCAD format A3

REPERAGE DANS LE SCHEMA

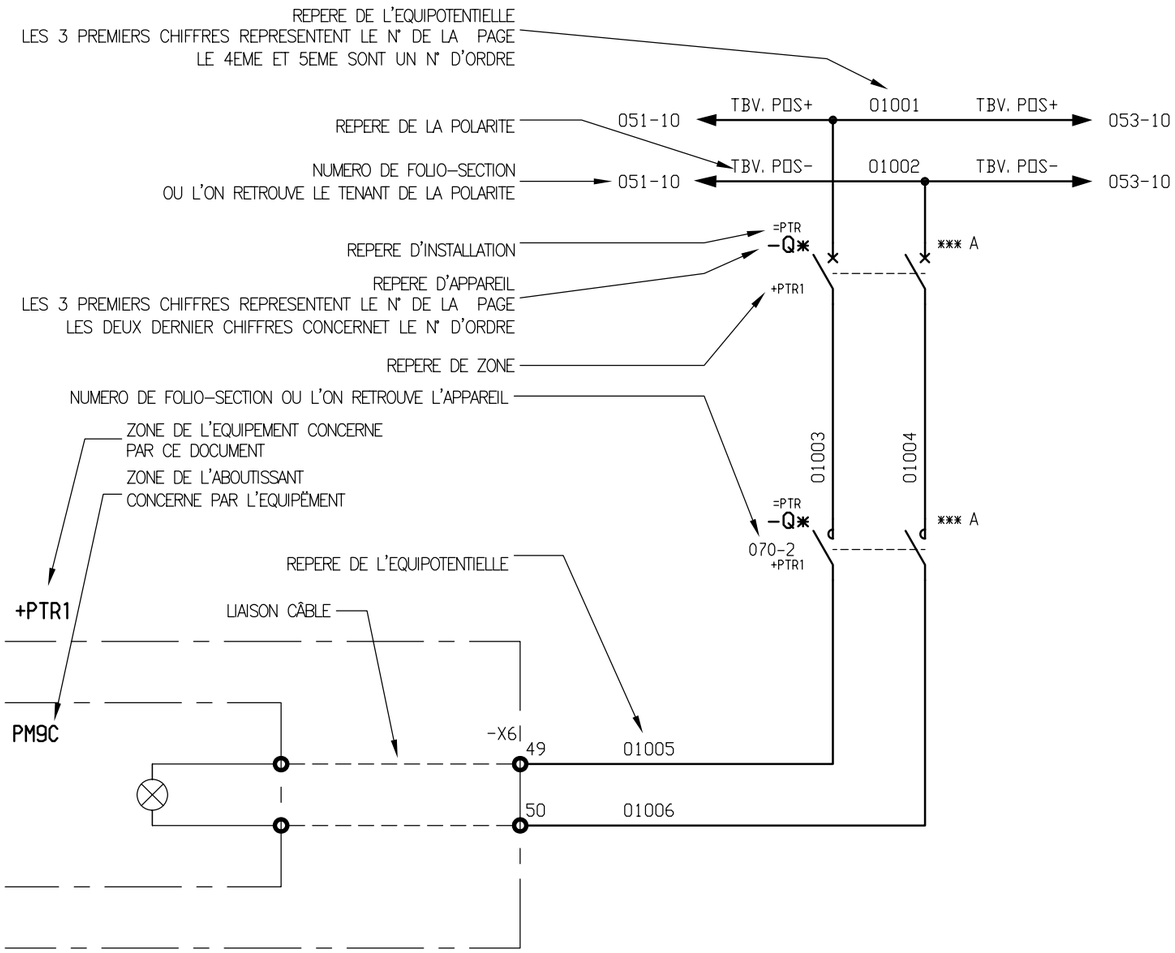

+PTR1

LA ZONE ET L'INSTALLATION PAR DEFAUT
SONT INDIQUEES EN BAS A GAUCHE DE CHAQUE FOLIO

Ind. rev	Date date	Modification/ Modification	Archiv. micro–filmed	Ind. rev	Date date	Modification/ Modification	Archiv. micro–filmed
00	17 11 09	Edition originale/ First issue					

LEGENDE SYMBOLES
PRINCIPE DE REPERAGE

JUMBO SCORE
SAINT–BENOIT
CENTRALE
PHOTOVOLTAIQUE

Schneider Electric

Projet – No commande Project – Order NO.	Ind/rev	Folio /sheet
0297939	00	00
FPVPB1354	00	005/ .

Original AutoCAD format A3

All technical information contained in this document is the exclusive property of SCHNEIDER ELECTRIC INDUSTRIES SA and may neither be used nor disclosed without its prior written consent. Only those drawings and diagrams remitted after order booking are binding for execution. All devices shown in this diagram are in open position, drawn out, with operating mechanisms discharged and all power sources off.

Les informations techniques contenues dans ce document sont la propriete exclusive de SCHNEIDER ELECTRIC INDUSTRIES SA et ne peuvent etre utilisees ou divulguees a des tiers quels qu'ils soient sans son accord ecrit. Seuls nous engagent pour execution les plans et schemas remis apres enregistrement de la commande. Les appareils representes sur ce schema sont en position ouvert desarmes – debroches – toutes sources coupees.

All technical information contained in this document is the exclusive property of SCHNEIDER ELECTRIC INDUSTRIES SA and may neither be used nor disclosed without its prior written consent. Only those drawings and diagrams remitted after order booking are binding for execution. All devices shown in this diagram are in open position, drawn out, with operating mechanisms discharged and all power sources off.

Les informations techniques contenues dans ce document sont la propriete exclusive de SCHNEIDER ELECTRIC INDUSTRIES SA et ne peuvent etre utilisees ou divulguees a des tiers quels qu'ils soient sans son accord ecrit. Seuls nous engagent pour execution les plans et schemas remis apres enregistrement de la commande. Les appareils representes sur ce schema sont en position ouvert desarmes - debroches - toutes sources coupees.

ETIQUETTE A
COLLEE A L'INTERIEUR DE LA PORTE
EN BAS COTE GAUCHE

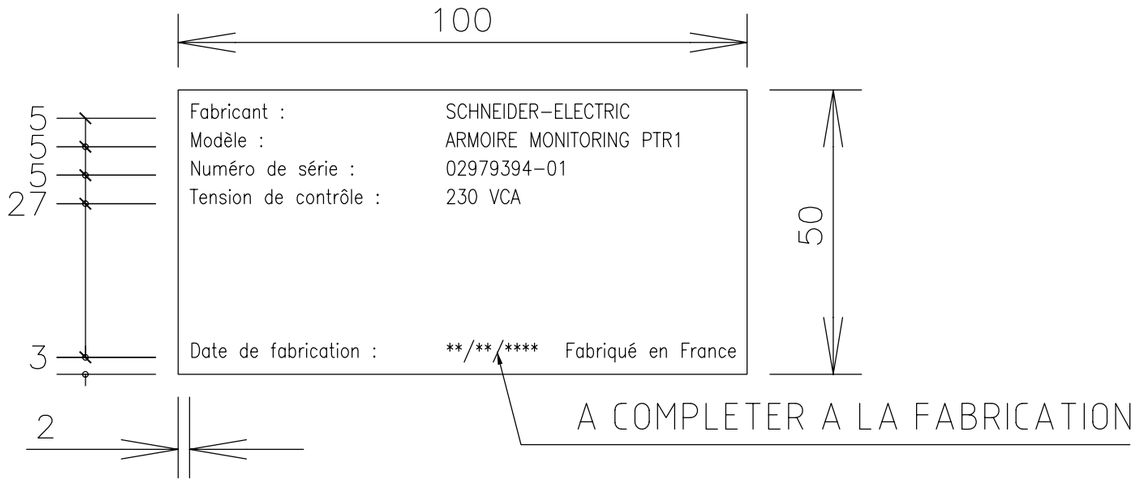

ETIQUETTE B

PLAQUE DILOPHANE GRAVEE AUTO-ADHESIVE
ECRITURE NOIRE SUR FOND BLANC
HAUTEUR DES LETTRES : 2.5 mm
CARACTERES : HELVETICA-NARROW

PLAQUE DILOPHANE GRAVEE AUTO-ADHESIVE
ECRITURE NOIRE SUR FOND BLANC
HAUTEUR DES LETTRES : 10 mm
CARACTERES : HELVETICA-NARROW

Ind. rev	Date date	Modification/ Modification	Archiv. micro-filmed	Ind. rev	Date date	Modification/ Modification	Archiv. micro-filmed
OO	17 11 09	Edition originale/ First issue					

MARQUAGE

JUMBO SCORE
SAINT-BENOIT
CENTRALE
PHOTOVOLTAIQUE

Schneider Electric

02979394 | OO

Projet - No commande / Project - Order NO.: FPVPB1354 | Ind/rev: OO | Folio /sheet: 007/ .

Original AutoCAD format A3

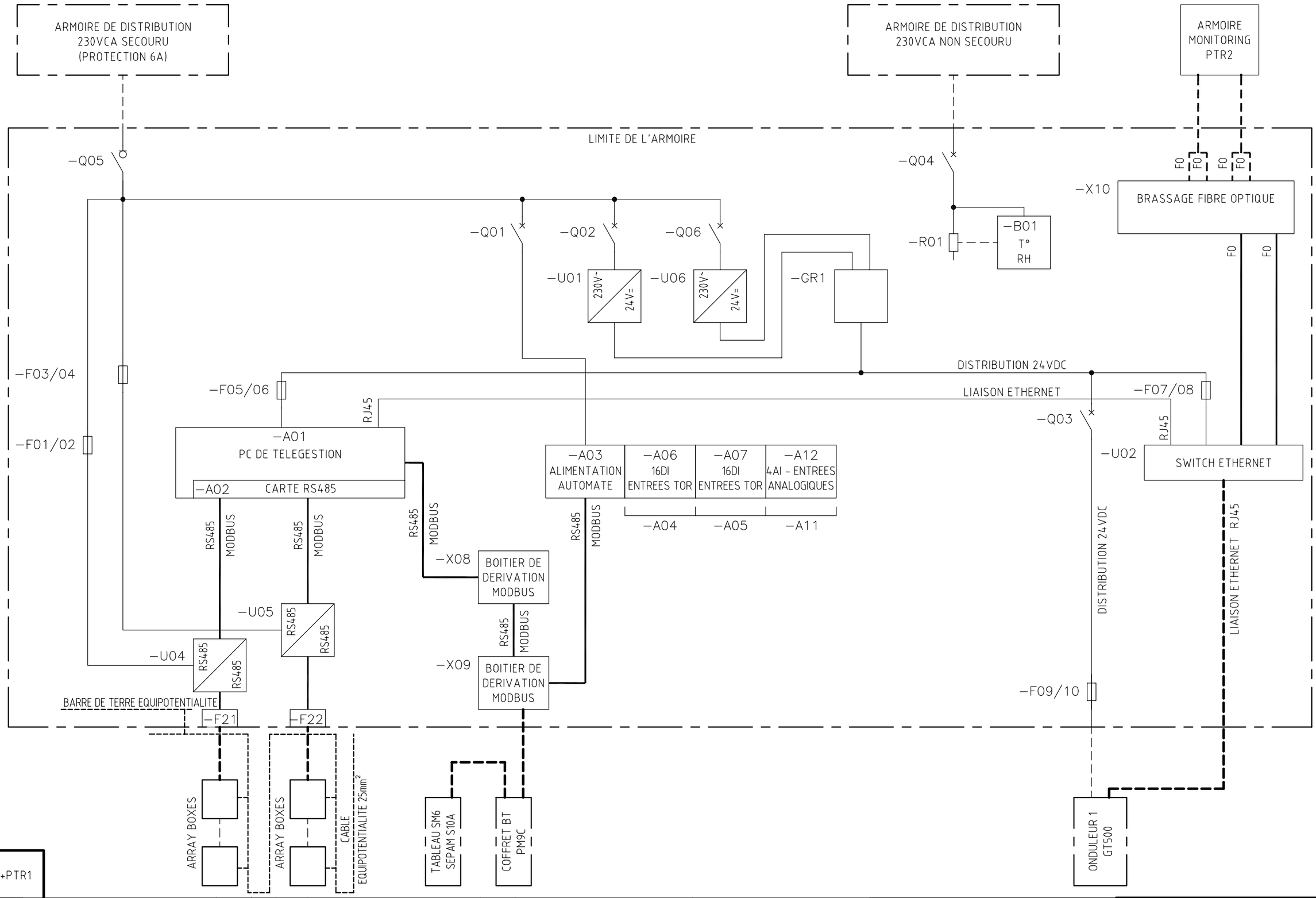

All technical information contained in this document is the exclusive property of SCHNEIDER ELECTRIC INDUSTRIES SA and may neither be used nor disclosed without its prior written consent. Only those drawings and diagrams remitted after order booking are binding for execution. All devices shown in this diagram are in open position, drawn out, with operating mechanisms discharged and all power sources off.

Les informations techniques contenues dans ce document sont la propriete exclusive de SCHNEIDER ELECTRIC INDUSTRIES SA et ne peuvent etre utilisees ou divulguees a des tiers quels qu'ils soient sans son accord ecrit. Seuls nous engagent pour execution les plans et schemas remis apres enregistrement de la commande. Les appareils representes sur ce schema sont en position ouvert desarmes – debroches – toutes sources coupees.

Ind. rev	Date date	Modification/ Modification	Archiv. micro-filmed	Ind. rev	Date date	Modification/ Modification	Archiv. micro-filmed
00	17 11 09	Edition originale/ First issue					

UNIFILAIRE GENERAL
DE L'ARMOIRE

JUMBO SCORE
SAINT-BENOIT
CENTRALE
PHOTOVOLTAIQUE

Schneider Electric

02979394 | 00

Projet – No commande / Project – Order NO.: FPVPB1354 | Ind/rev: 00 | Folio /sheet: 010/ .

Original AutoCAD format A3

All technical information contained in this document is the exclusive property of SCHNEIDER ELECTRIC INDUSTRIES SA and may neither be used nor disclosed without its prior written consent. Only those drawings and diagrams remitted after order booking are binding for execution. All devices shown in this diagram are in open position, drawn out, with operating mechanisms discharged and all power sources off.

Les informations techniques contenues dans ce document sont la propriete exclusive de SCHNEIDER ELECTRIC INDUSTRIES SA et ne peuvent etre utilisees ou divulguees a des tiers quels qu'ils soient sans son accord ecrit. Seuls nous engagent pour execution les plans et schemas remis apres enregistrement de la commande. Les appareils representes sur ce schema sont en position ouvert desarmes - debroches - toutes sources coupees.

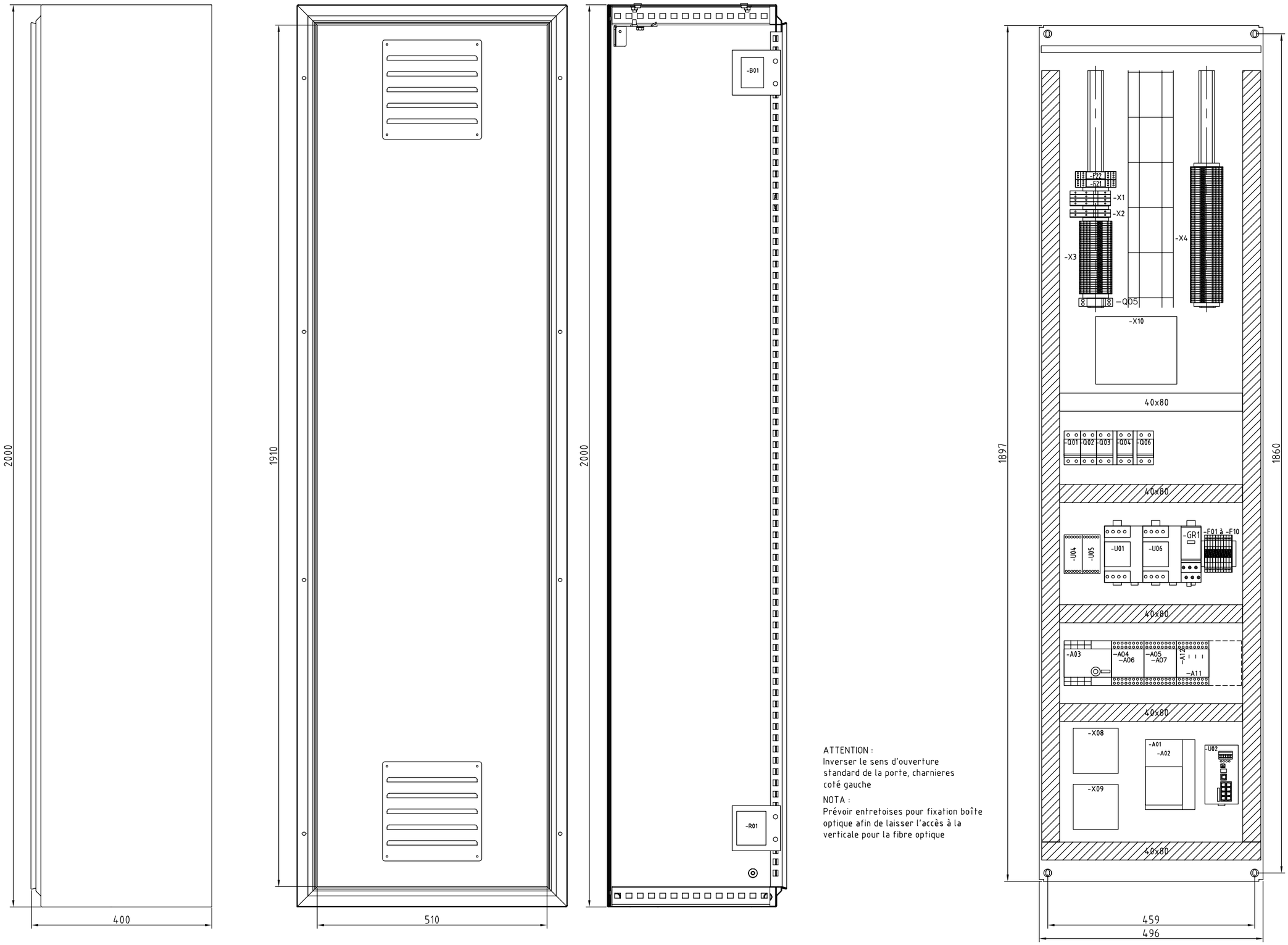

ATTENTION :
Inverser le sens d'ouverture standard de la porte, charnieres coté gauche

NOTA :
Prévoir entretoises pour fixation boîte optique afin de laisser l'accès à la verticale pour la fibre optique

Ind. rev	Date date	Modification/ Modification	Archiv. micro-filmed	Ind. rev	Date date	Modification/ Modification	Archiv. micro-filmed
00	17 11 09	Edition originale/ First issue					

IMPLANTATION
MATERIEL

JUMBO SCORE
SAINT-BENOIT
CENTRALE
PHOTOVOLTAIQUE

Schneider Electric

02979394 00

Projet - No commande / Project - Order NO.	Ind/rev	Folio /sheet
FPVPB1354	00	015/ .

Original AutoCAD format A3

All technical information contained in this document is the exclusive property of SCHNEIDER ELECTRIC INDUSTRIES SA and may neither be used nor disclosed without its prior written consent. Only those drawings and diagrams remitted after order booking are binding for execution. All devices shown in this diagram are in open position, drawn out, with operating mechanisms discharged and all power sources off.

Les informations techniques contenues dans ce document sont la propriete exclusive de SCHNEIDER ELECTRIC INDUSTRIES SA et ne peuvent etre utilisees ou divulguees a des tiers quels qu'ils soient sans son accord ecrit. Seuls nous engagent pour execution les plans et schemas remis apres enregistrement de la commande. Les appareils representes sur ce schema sont en position ouvert desarmes - debroches - toutes sources coupees.

FIXATIONS : 4 x M12

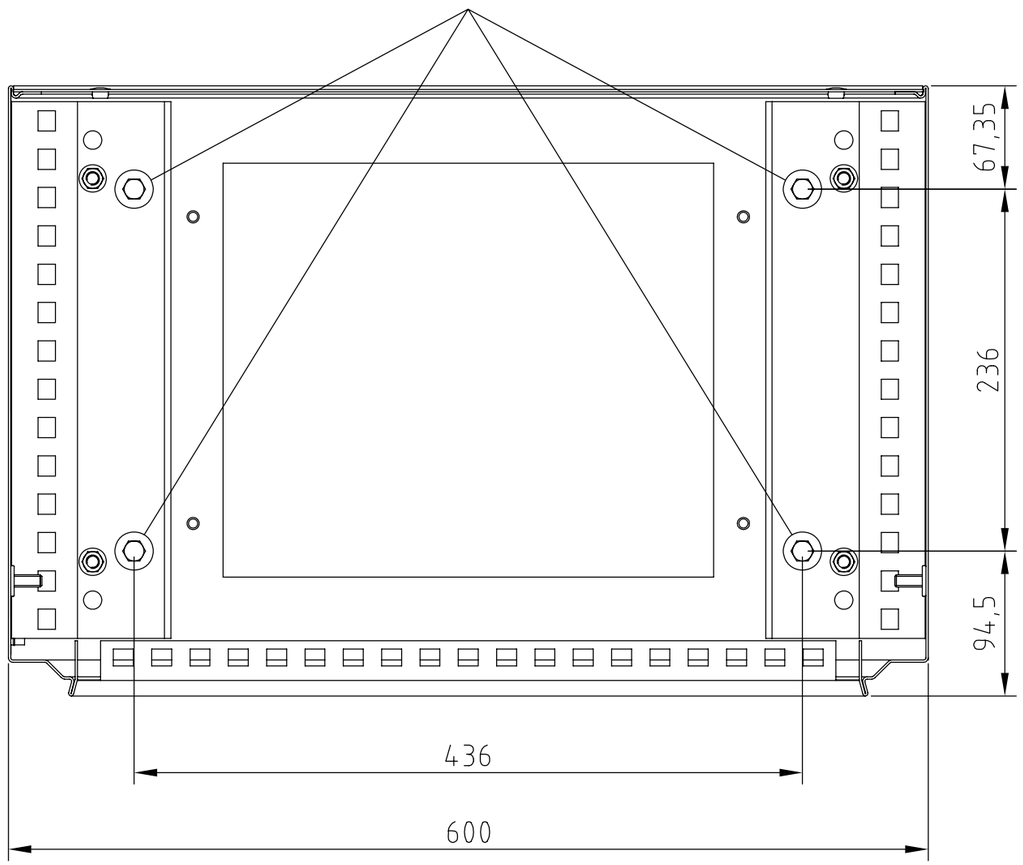

Ind. rev	Date date	Modification/ Modification	Archiv. micro-filmed	Ind. rev	Date date	Modification/ Modification	Archiv. micro-filmed
OO	17 11 09	Edition originale/ First issue					

FIXATIONS AU SOL

ARMOIRE

JUMBO SCORE
SAINT-BENOIT
CENTRALE
PHOTOVOLTAIQUE

Schneider Electric

0297939400

Projet - No commande
Project - Order NO.
FPVPB1354

Ind/rev 00

Folio /sheet 016/ .

Original AutoCAD format A3

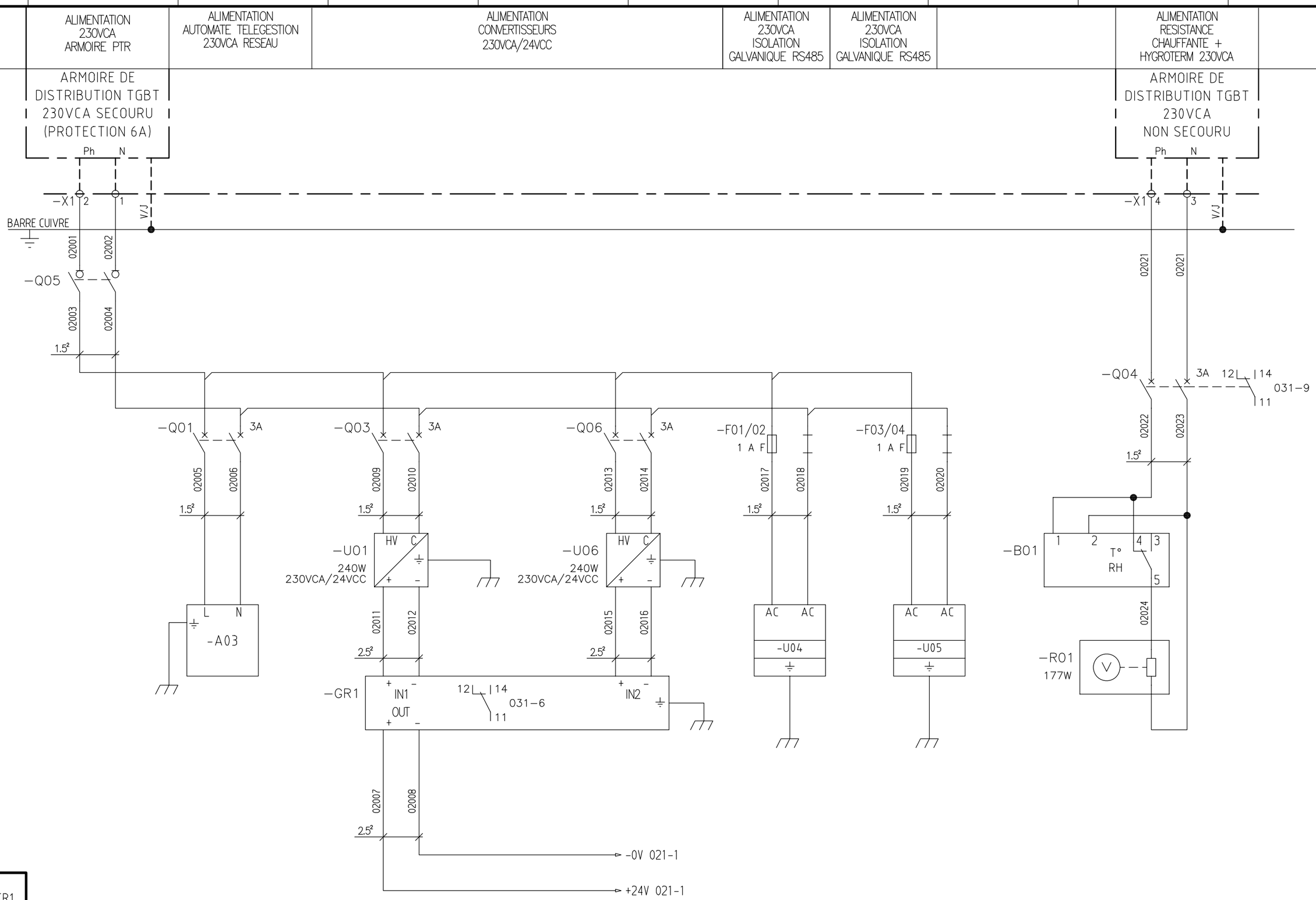

All technical information contained in this document is the exclusive property of SCHNEIDER ELECTRIC INDUSTRIES SA and may neither be used nor disclosed without its prior written consent. Only those drawings and diagrams remitted after order booking are binding for execution. All devices shown in this diagram are in open position, drawn out, with operating mechanisms discharged and all power sources off.

Les informations techniques contenues dans ce document sont la propriete exclusive de SCHNEIDER ELECTRIC INDUSTRIES SA et ne peuvent etre utilisees ou divulguees a des tiers quels qu'ils soient sans son accord ecrit. Seuls nous engagent pour execution les plans et schemas remis apres enregistrement de la commande. Les appareils representes sur ce schema sont en position ouvert desarmes - debroches - toutes sources coupees.

+PTR1

Ind. rev	Date date	Modification/ Modification	Archiv. micro-filmed	Ind. rev	Date date	Modification/ Modification	Archiv. micro-filmed
01	13 01 10	MAJ					
00	17 11 09	Edition originale/ First issue					

DISTRIBUTION – DES POLARITES – 230VCA

JUMBO SCORE SAINT-BENOIT CENTRALE PHOTOVOLTAIQUE –

Schneider Electric

02979394 00

Projet - No commande Project - Order NO.	Ind/rev	Folio /sheet
FPVPB1354	01	020/ .

Original AutoCAD format A3

ALIMENTATION 24VCC PASSERELLE ETHERNET ONDULEUR 1	ALIMENTATION 24VCC PC DE TELEGESTION	ALIMENTATION 24VCC SWITCH ETHERNET

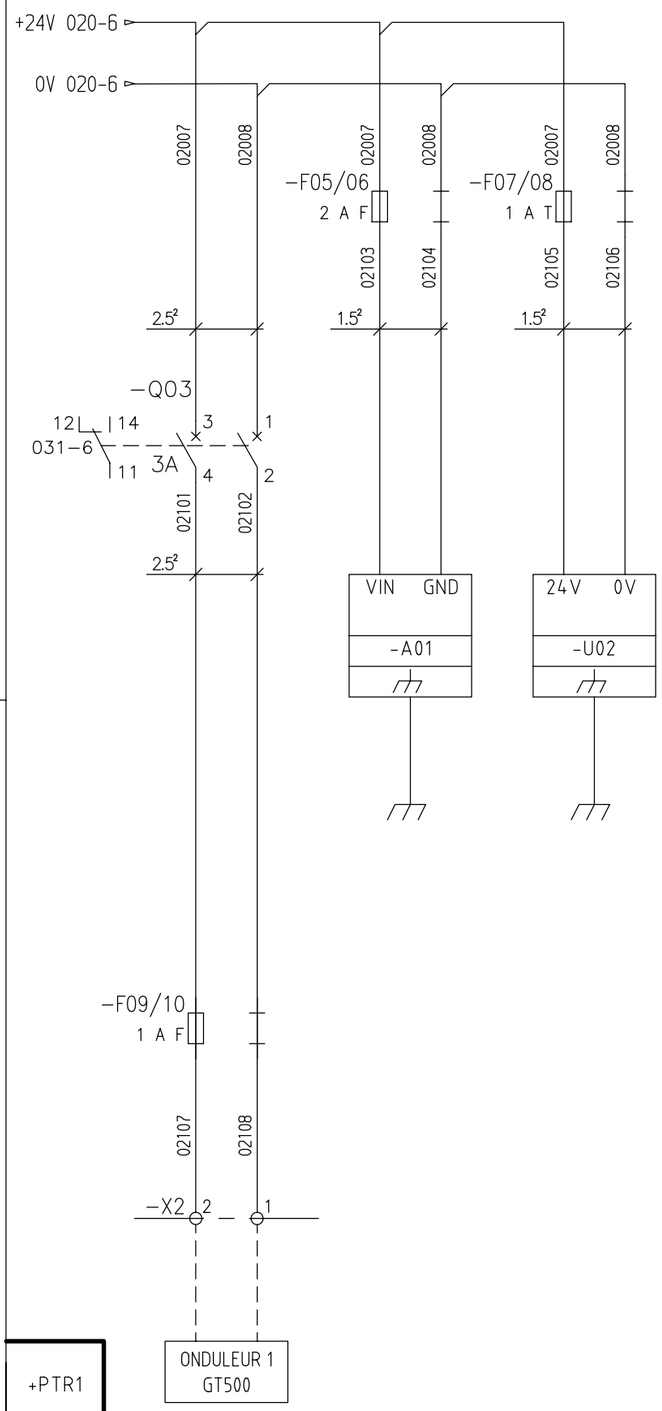

All technical information contained in this document is the exclusive property of SCHNEIDER ELECTRIC INDUSTRIES SA and may neither be used nor disclosed without its prior written consent. Only those drawings and diagrams remitted after order booking are binding for execution. All devices shown in this diagram are in open position, drawn out, with operating mechanisms discharged and all power sources off.

Les informations techniques contenues dans ce document sont la propriete exclusive de SCHNEIDER ELECTRIC INDUSTRIES SA et ne peuvent etre utilisees ou divulguees a des tiers quels qu'ils soient sans son accord ecrit. Seuls nous engagent pour execution les plans et schemas remis apres enregistrement de la commande. Les appareils representes sur ce schema sont en position ouvert desarmes - debroches - toutes sources coupees.

Ind. rev	Date date	Modification/ Modification	Archiv. micro-filmed	Ind. rev	Date date	Modification/ Modification	Archiv. micro-filmed
00	17 11 09	Edition originale/ First issue					

DISTRIBUTION
—
DES POLARITES
—
24VCC

JUMBO SCORE
SAINT-BENOIT
CENTRALE
PHOTOVOLTAIQUE
—

Schneider Electric

02979394 00

Projet - No commande
Project - Order NO.
FPVPB1354

Ind/rev 00

Folio /sheet 021/ .

Original AutoCAD format A3

LIAISON INTERNE	TYPE DE LIAISON	RACCORDEMENT TENANT	RACCORDEMENT ABOUTISSANT	CABLE
-W01	FIBRE OPTIQUE	CONNECTEUR SC DOUBLE	CONNECTEUR SC DOUBLE	FIBRE MULTIMODE FX 50/125 DSC 100Mbits
-W02	FIBRE OPTIQUE	CONNECTEUR SC DOUBLE	CONNECTEUR SC DOUBLE	FIBRE MULTIMODE FX 50/125 DSC 100Mbits
-W03	LIAISON CUIVRE	RJ45	RJ45	CABLE ETHERNET

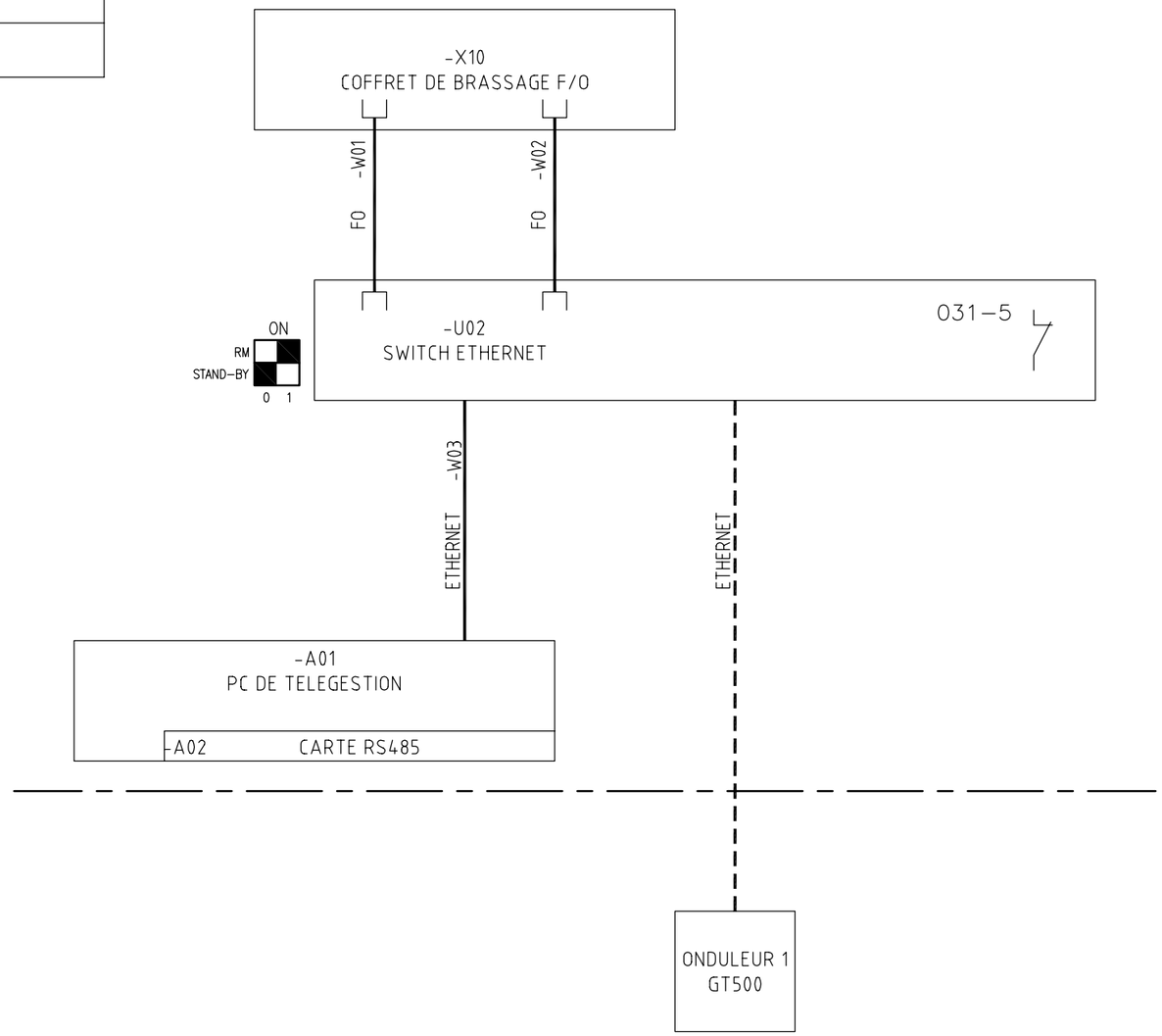

+PTR1

Ind. rev	Date date	Modification/ Modification	Archiv. micro-filmed	Ind. rev	Date date	Modification/ Modification	Archiv. micro-filmed
00	17 11 09	Edition originale/ First issue					

LIAISONS
—
FIBRES OPTIQUES
—
ET RESEAU ETHERNET

JUMBO SCORE
SAINT-BENOIT
CENTRALE
PHOTOVOLTAIQUE
—

Schneider Electric

Projet – No commande Project – Order NO.	Ind/rev	Folio /sheet
0297939400 FPVPB1354	00	025/ .

Original AutoCAD format A3

All technical information contained in this document is the exclusive property of SCHNEIDER ELECTRIC INDUSTRIES SA and may neither be used nor disclosed without its prior written consent. Only those drawings and diagrams remitted after order booking are binding for execution. All devices shown in this diagram are in open position, drawn out, with operating mechanisms discharged and all power sources off.

Les informations techniques contenues dans ce document sont la propriete exclusive de SCHNEIDER ELECTRIC INDUSTRIES SA et ne peuvent etre utilisees ou divulguees a des tiers quels qu'ils soient sans son accord ecrit. Seuls nous engagent pour execution les plans et schemas remis apres enregistrement de la commande. Les appareils representes sur ce schema sont en position ouvert desarmes – debroches – toutes sources coupees.

LIAISON INTERNE	TYPE DE LIAISON	RACCORDEMENT TENANT	RACCORDEMENT ABOUTISSANT	CABLE
-W05	RS485	CONNECTEUR CAPOT METALLIQUE SUB-D9	VISSE	Câble BELDEN 9841 (2 conducteurs avec blindage)
-W06	RS485	CONNECTEUR CAPOT METALLIQUE SUB-D9	VISSE	Câble BELDEN 9841 (2 conducteurs avec blindage)
-W07	RS485	VISSE	VISSE	Câble BELDEN 9841 (2 conducteurs avec blindage)
-W08	RS485	CONNECTEUR CAPOT METALLIQUE SUB-D9	VISSE	Câble BELDEN 9841 (2 conducteurs avec blindage)
-W09	RS485	CONNECTEUR CAPOT METALLIQUE SUB-D9	VISSE	Câble BELDEN 9841 (2 conducteurs avec blindage)
-W10	RS485	CONNECTEUR CAPOT METALLIQUE SUB-D9	VISSE	Câble BELDEN 9841 (2 conducteurs avec blindage)
-W11	RS485	CONNECTEUR CAPOT METALLIQUE SUB-D9	VISSE	Câble BELDEN 9841 (2 conducteurs avec blindage)

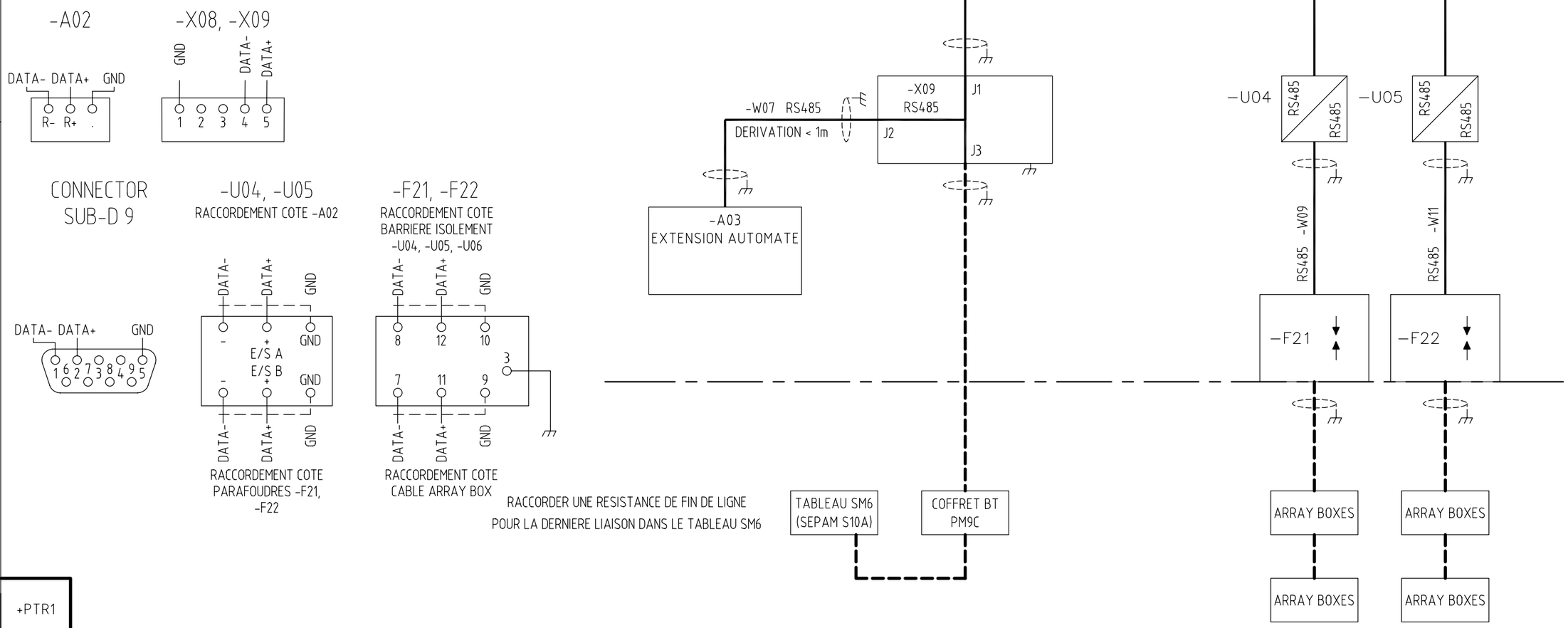

+PTR1

Ind. rev	Date date	Modification/ Modification	Archiv. micro-filmed	Ind. rev	Date date	Modification/ Modification	Archiv. micro-filmed
00	17 11 09	Edition originale/ First issue					

LIAISONS
RS485

JUMBO SCORE
SAINT-BENOIT
CENTRALE
PHOTOVOLTAIQUE

Schneider Electric

02979394 | 00

Projet - No commande / Project - Order NO.: FPVPB1354 | Ind/rev: 00 | Folio /sheet: 026/ .

Original AutoCAD format A3

All technical information contained in this document is the exclusive property of SCHNEIDER ELECTRIC INDUSTRIES SA and may neither be used nor disclosed without its prior written consent. Only those drawings and diagrams remitted after order booking are binding for execution. All devices shown in this diagram are in open position, drawn out, with operating mechanisms discharged and all power sources off.

Les informations techniques contenues dans ce document sont la propriete exclusive de SCHNEIDER ELECTRIC INDUSTRIES SA et ne peuvent etre utilisees ou divulguees a des tiers quels qu'ils soient sans son accord ecrit. Seuls nous engagent pour execution les plans et schemas remis apres enregistrement de la commande. Les appareils representes sur ce schema sont en position ouvert desarmes - debroches - toutes sources coupees.

All technical information contained in this document is the exclusive property of SCHNEIDER ELECTRIC INDUSTRIES SA and may neither be used nor disclosed without its prior written consent. Only those drawings and diagrams remitted after order booking are binding for execution. All devices shown in this diagram are in open position, drawn out, with operating mechanisms discharged and all power sources off.

Les informations techniques contenues dans ce document sont la propriete exclusive de SCHNEIDER ELECTRIC INDUSTRIES SA et ne peuvent etre utilisees ou divulguees a des tiers quels qu'ils soient sans son accord ecrit. Seuls nous engagent pour execution les plans et schemas remis apres enregistrement de la commande. Les appareils representes sur ce schema sont en position ouvert desarmes - debroches - toutes sources coupees.

VUE DE FACE /
FRONT VIEW

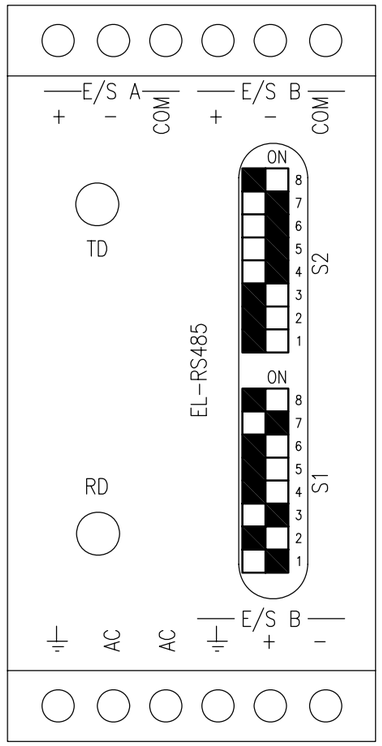

Micro-Switch S1 / Dip-Switch S1

1	2	3	4	5	6	7	8

0 : OFF
1 : ON

1 2	10 : Obligatoire / Mandatory
3 4	10 : Obligatoire / Mandatory
5 6 7	001 : Obligatoire / Mandatory Autres combinaisons impossibles / Other combination is not possible
8	0 : No Common link towards the ground via 100 Ohms (E/S B)

Micro-Switch S2 I/O B / Dip-Switch S2 I/O B

1	2	3	4	5	6	7	8

0 : OFF
1 : ON

1	0 : No connection between middle point of terminal charges and ground
2 3	00 : Obligatoire / Mandatory
4	1 : Pull DOWN charge connected to receive (–) I/O B
5	1 : Pull UP charge connected to receive (+) I/O B
6 7	11 : Terminal Charges connected I/O B
8	0 : No connection between common circuit and terminal charges I/O B

VUE DE DESSUS /
TOP VIEW

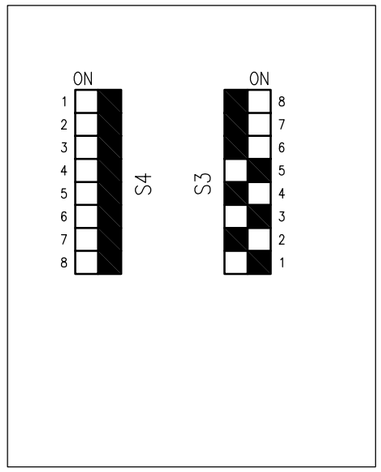

Micro-Switch S3 / Dip-Switch S3

1	2	3	4	5	6	7	8

0 : OFF
1 : ON

Data transmission characteristics : S3-1 to S3-5

SPEED	S3-1	S3-2	S3-3
9600 bps	1	0	1

FORMAT	S3-4	S3-5
7 bits, 2 stops, with parity	0	1

S3-6	OFF (ON : not allowed)
S3-7	OFF (ON : not allowed)
S3-8	OFF (ON : not allowed)

Micro-Switch S4 (I/O A) / Dip-Switch S4 (I/O A)

1	2	3	4	5	6	7	8

0 : OFF
1 : ON

1	1 : Pull DOWN connected I/O A
2	1 : Pull UP connected I/O A
3 4	11 : Terminal Charges connected (I/O A)
5	1 : Connection between middle point of terminal charges and ground (I/O A)
6	1 : Connection between common circuit and terminal charges (I/O A)
7	1 : Common link towards the Earth via 100 Ohms (I/O A)
8	1 : Connection between common circuit and ground (I/O A)

+PTR1

Ind. rev	Date date	Modification/ Modification	Archiv. micro-filmed	Ind. rev	Date date	Modification/ Modification	Archiv. micro-filmed
00	17 11 09	Edition originale/ First issue					

ISOLATION GALVANIQUE
–
RS485
–
PARAMETRAGES

JUMBO SCORE
SAINT-BENOIT
CENTRALE
PHOTOVOLTAIQUE
–

Schneider Electric

Projet – No commande Project – Order NO.	Ind/rev	Folio /sheet
02979394 FPVPB1354	00	027/ .

Original AutoCAD format A3

All technical information contained in this document is the exclusive property of SCHNEIDER ELECTRIC INDUSTRIES SA and may neither be used nor disclosed without its prior written consent. Only those drawings and diagrams remitted after order booking are binding for execution. All devices shown in this diagram are in open position, drawn out, with operating mechanisms discharged and all power sources off.

Les informations techniques contenues dans ce document sont la propriete exclusive de SCHNEIDER ELECTRIC INDUSTRIES SA et ne peuvent etre utilisees ou divulguees a des tiers quels qu'ils soient sans son accord ecrit. Seuls nous engagent pour execution les plans et schemas remis apres enregistrement de la commande. Les appareils representes sur ce schema sont en position ouvert desarmes – debroches – toutes sources coupees.

BOITIER ALIMENTATION ET COMMUNICATION EXTENSION AUTOMATE	EXTENSION CARTES AUTOMATE	EXTENSION CARTES AUTOMATE	EXTENSION CARTES AUTOMATE			
	CARTE E LOGIQUES	CARTE E LOGIQUES	CARTE E ANALOG.	RESERVE	RESERVE	RESERVE

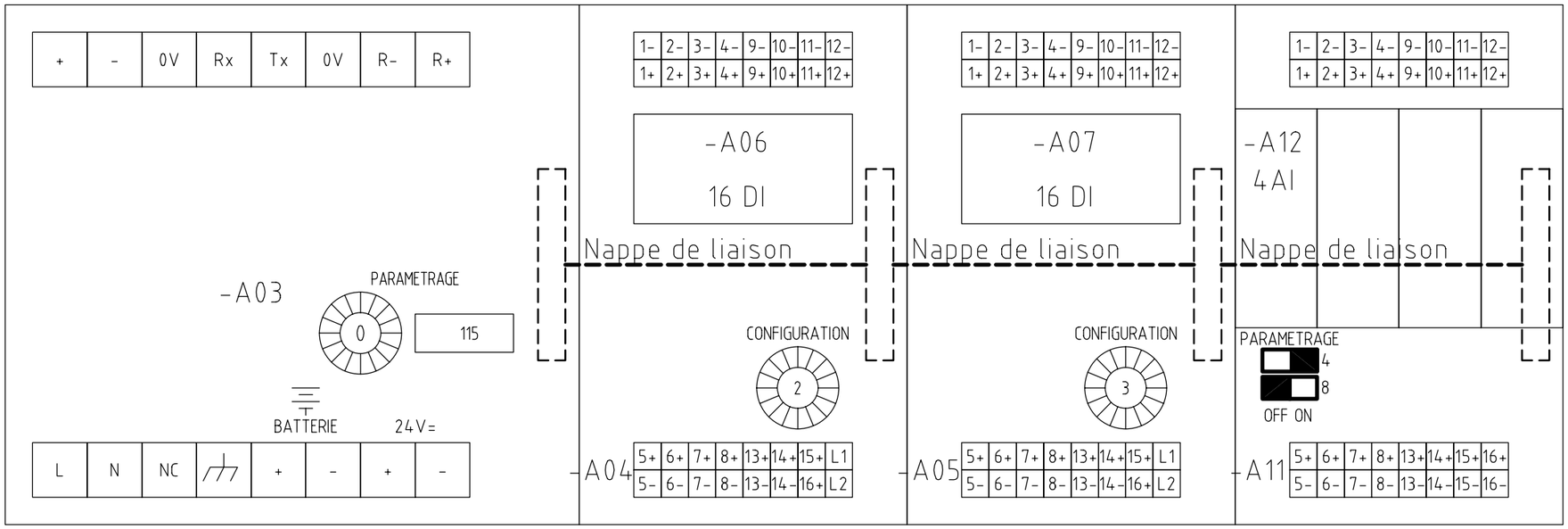

+PTR1

Ind. rev	Date date	Modification/ Modification	Archiv. micro-filmed	Ind. rev	Date date	Modification/ Modification	Archiv. micro-filmed
00	17 11 09	Edition originale/ First issue					

EXTENSION AUTOMATE
–
PRESENTATION
–
ALIMENTATION MODBUS

JUMBO SCORE
SAINT-BENOIT
CENTRALE
PHOTOVOLTAIQUE
–

Schneider Electric

0297939	4	00
Projet – No commande / Project – Order NO. FPVPB1354	Ind/rev 00	Folio /sheet 030/ .

Original AutoCAD format A3

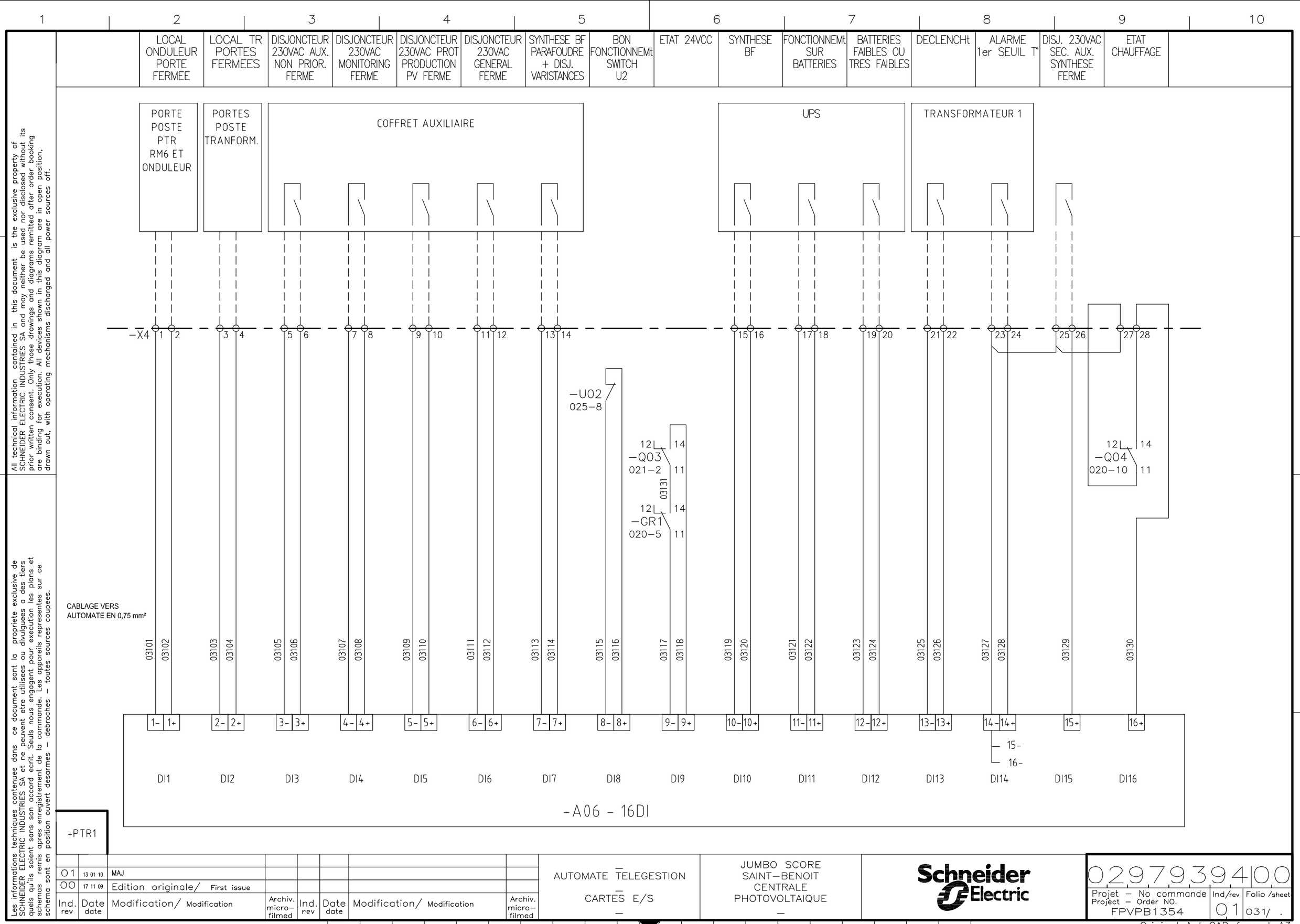

All technical information contained in this document is the exclusive property of SCHNEIDER ELECTRIC INDUSTRIES SA and may neither be used nor disclosed without its prior written consent. Only those drawings and diagrams remitted after order booking are binding for execution. All devices shown in this diagram are in open position, drawn out, with operating mechanisms discharged and all power sources off.

Les informations techniques contenues dans ce document sont la propriete exclusive de SCHNEIDER ELECTRIC INDUSTRIES SA et ne peuvent etre utilisees ou divulguees a des tiers quels qu'ils soient sans son accord ecrit. Seuls nous engagent pour execution les plans et schemas remis apres enregistrement de la commande. Les appareils representes sur ce schema sont en position ouvert desarmes - debroches - toutes sources coupees.

+PTR1

Ind. rev	Date date	Modification/ Modification	Archiv. micro-filmed	Ind. rev	Date date	Modification/ Modification	Archiv. micro-filmed
01	13 01 10	MAJ					
00	17 11 09	Edition originale/ First issue					

AUTOMATE TELEGESTION
CARTES E/S

JUMBO SCORE
SAINT-BENOIT
CENTRALE
PHOTOVOLTAIQUE

Schneider Electric

0297939400

Projet - No commande / Project - Order NO.	Ind/rev	Folio /sheet
FPVPB1354	01	031/ .

Original AutoCAD format A3

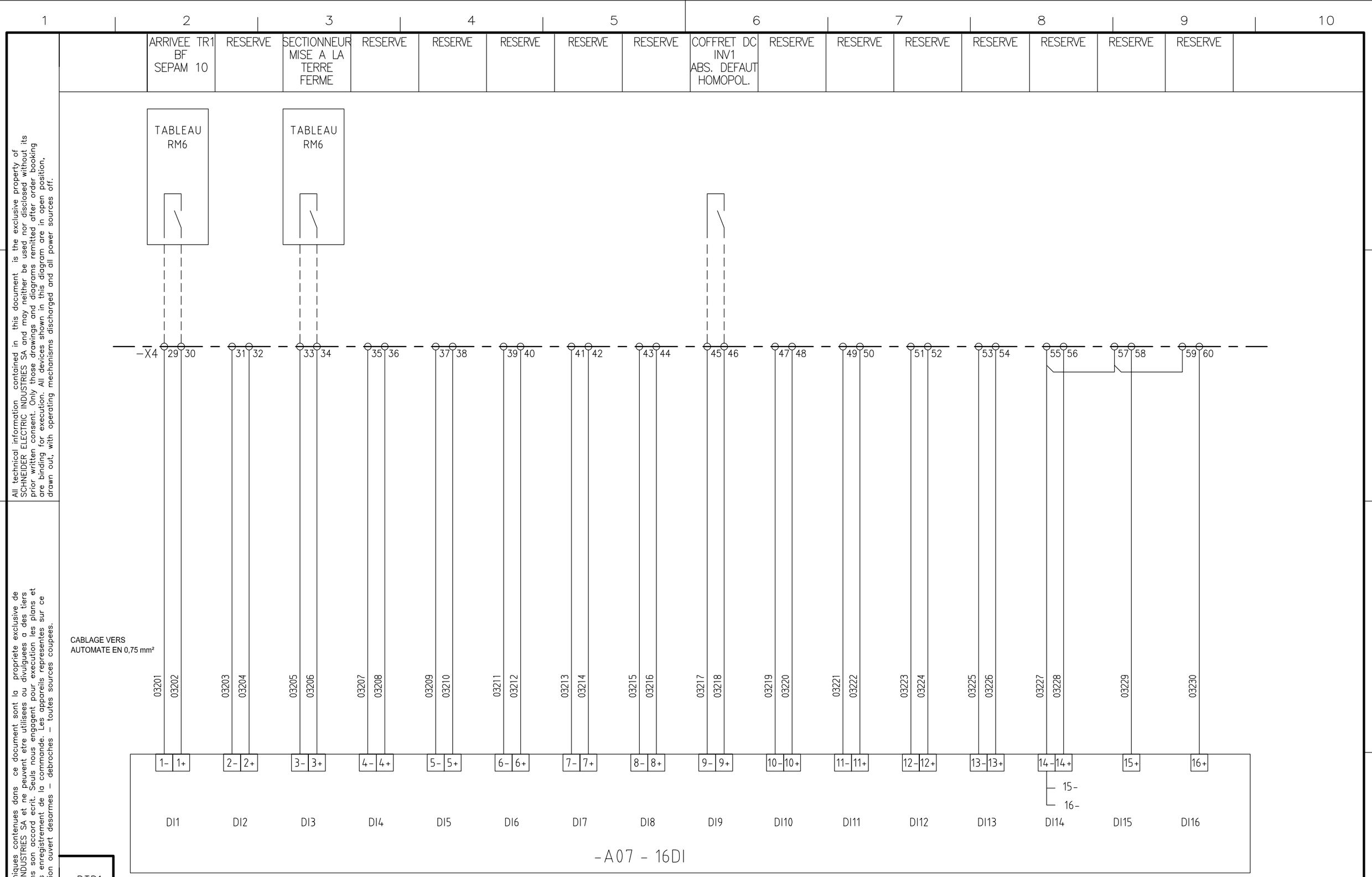

All technical information contained in this document is the exclusive property of SCHNEIDER ELECTRIC INDUSTRIES SA and may neither be used nor disclosed without its prior written consent. Only those drawings and diagrams remitted after order booking are binding for execution. All devices shown in this diagram are in open position, drawn out, with operating mechanisms discharged and all power sources off.

Les informations techniques contenues dans ce document sont la propriete exclusive de SCHNEIDER ELECTRIC INDUSTRIES SA et ne peuvent etre utilisees ou divulguees a des tiers quels qu'ils soient sans son accord ecrit. Seuls nous engagent pour execution les plans et schemas remis apres enregistrement de la commande. Les appareils representes sur ce schema sont en position ouvert desarmes – debroches – toutes sources coupees.

Ind. rev	Date date	Modification/ Modification	Archiv. micro-filmed	Ind. rev	Date date	Modification/ Modification	Archiv. micro-filmed
00	17 11 09	Edition originale/ First issue					

AUTOMATE TELEGESTION
CARTES E/S

JUMBO SCORE
SAINT-BENOIT
CENTRALE
PHOTOVOLTAIQUE

Schneider Electric

02979394 | 00

Projet – No commande / Project – Order NO.: FPVPB1354 | Ind/rev: 00 | Folio /sheet: 032/ .

Original AutoCAD format A3

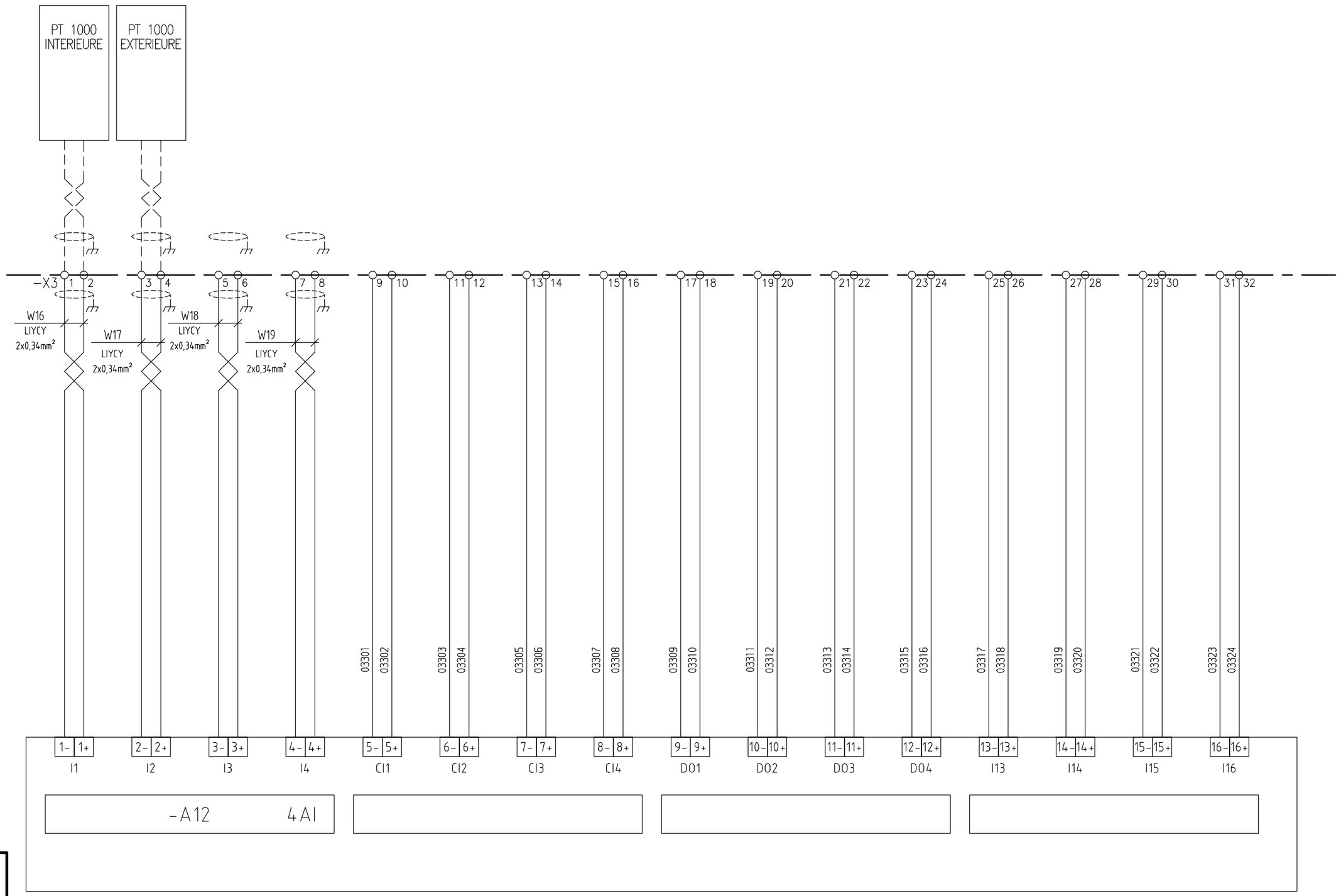

+PTR1

All technical information contained in this document is the exclusive property of SCHNEIDER ELECTRIC INDUSTRIES SA and may neither be used nor disclosed without its prior written consent. Only those drawings and diagrams remitted after order booking are binding for execution. All devices shown in this diagram are in open position, drawn out, with operating mechanisms discharged and all power sources off.

Les informations techniques contenues dans ce document sont la propriete exclusive de SCHNEIDER ELECTRIC INDUSTRIES SA et ne peuvent etre utilisees ou divulguees a des tiers quels qu'ils soient sans son accord ecrit. Seuls nous engagent pour execution les plans et schemas remis apres enregistrement de la commande. Les appareils representes sur ce schema sont en position ouvert desarmes – debroches – toutes sources coupees.

Ind. rev	Date date	Modification/ Modification	Archiv. micro-filmed	Ind. rev	Date date	Modification/ Modification	Archiv. micro-filmed
00	17 11 09	Edition originale/ First issue					

AUTOMATE TELEGESTION
CARTES E/S

JUMBO SCORE
SAINT-BENOIT
CENTRALE
PHOTOVOLTAIQUE

Schneider Electric

02979394 00

Projet – No commande / Project – Order NO.: FPVPB1354

Ind/rev: 00

Folio /sheet: 033/ .

Original AutoCAD format A3

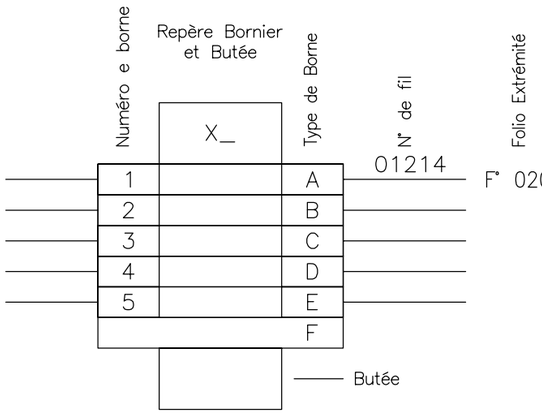

A : Borne TYPE AB1 RESSORT 6 mm² – EPAISSEUR 8mm

B : Borne TYPE AB1 RESSORT SECTIONNABLES A COUTEAU GRIS 3 POINTS – SECTION NOMINALE 2.5 mm² – EPAISSEUR 5mm

C : –

D : –

E : –

F : Flasque ou séparateur *Brida o separador*

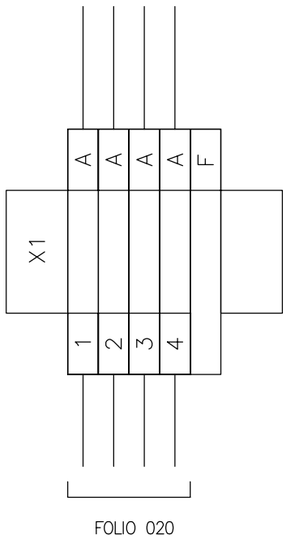

All technical information contained in this document is the exclusive property of SCHNEIDER ELECTRIC INDUSTRIES SA and may neither be used nor disclosed without its prior written consent. Only those drawings and diagrams remitted after order booking are binding for execution. All devices shown in this diagram are in open position, drawn out, with operating mechanisms discharged and all power sources off.

Les informations techniques contenues dans ce document sont la propriete exclusive de SCHNEIDER ELECTRIC INDUSTRIES SA et ne peuvent etre utilisees ou divulguees a des tiers quels qu'ils soient sans son accord ecrit. Seuls nous engagent pour execution les plans et schemas remis apres enregistrement de la commande. Les appareils representes sur ce schema sont en position ouvert desarmes – debroches – toutes sources coupees.

+PTR1

Ind. rev	Date date	Modification/ Modification	Archiv. micro-filmed	Ind. rev	Date date	Modification/ Modification	Archiv. micro-filmed
00	17 11 09	Edition originale/ First issue					

–
–
BORNIER X1
–
–

JUMBO SCORE
SAINT-BENOIT
CENTRALE
PHOTOVOLTAIQUE
–

Schneider Electric

02979394 | 00

Projet – No commande
Project – Order NO.
FPVPB1354

Ind/rev: 00

Folio /sheet: 060/ .

Original AutoCAD format A3

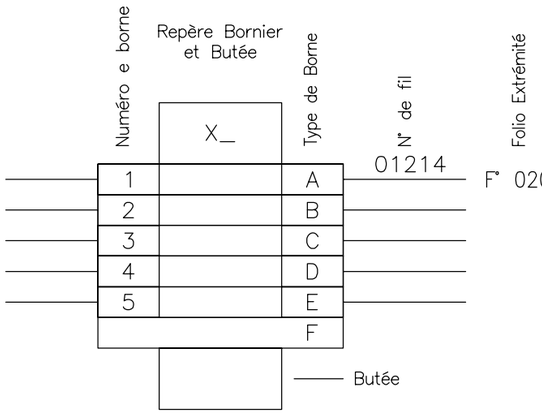

A : Borne TYPE AB1 RESSORT 6 mm² – EPAISSEUR 8mm

B : Borne TYPE AB1 RESSORT SECTIONNABLES A COUTEAU GRIS 3 POINTS – SECTION NOMINALE 2.5 mm² – EPAISSEUR 5mm

C : –

D : –

E : –

F : Flasque ou séparateur *Brida o separador*

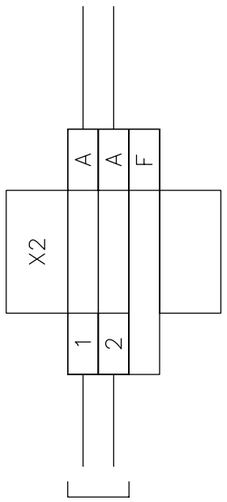

All technical information contained in this document is the exclusive property of SCHNEIDER ELECTRIC INDUSTRIES SA and may neither be used nor disclosed without its prior written consent. Only those drawings and diagrams remitted after order booking are binding for execution. All devices shown in this diagram are in open position, drawn out, with operating mechanisms discharged and all power sources off.

Les informations techniques contenues dans ce document sont la propriete exclusive de SCHNEIDER ELECTRIC INDUSTRIES SA et ne peuvent etre utilisees ou divulguees a des tiers quels qu'ils soient sans son accord ecrit. Seuls nous engagent pour execution les plans et schemas remis apres enregistrement de la commande. Les appareils representes sur ce schema sont en position ouvert desarmes – debroches – toutes sources coupees.

+PTR1

Ind. rev	Date date	Modification/ Modification	Archiv. micro-filmed	Ind. rev	Date date	Modification/ Modification	Archiv. micro-filmed
00	17 11 09	Edition originale/ First issue					

–
–
BORNIER X2
–
–

JUMBO SCORE
SAINT-BENOIT
CENTRALE
PHOTOVOLTAIQUE
–

Schneider Electric

02979394 | 00

Projet – No commande Project – Order NO.	Ind/rev	Folio /sheet
FPVPB1354	00	061/ .

Original AutoCAD format A3

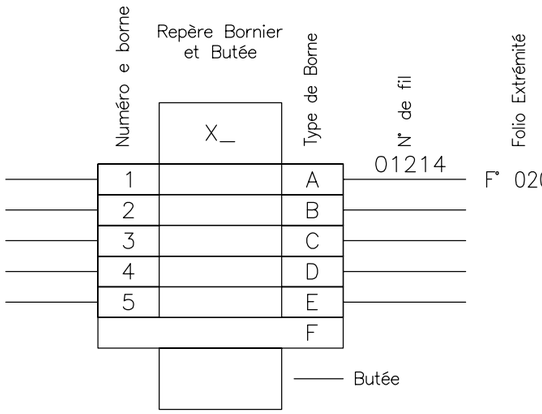

A : Borne TYPE AB1 RESSORT 6 mm² – EPAISSEUR 8mm

B : Borne TYPE AB1 RESSORT SECTIONNABLES A COUTEAU GRIS 3 POINTS – SECTION NOMINALE 2.5 mm² – EPAISSEUR 5mm

C : –

D : –

E : –

F : Flasque ou séparateur *Brida o separador*

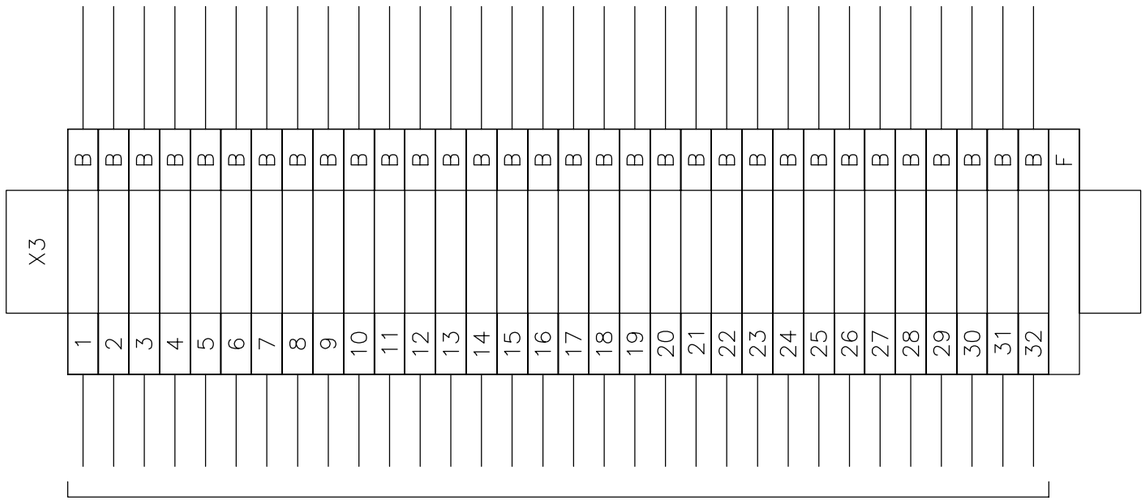

All technical information contained in this document is the exclusive property of SCHNEIDER ELECTRIC INDUSTRIES SA and may neither be used nor disclosed without its prior written consent. Only those drawings and diagrams remitted after order booking are binding for execution. All devices shown in this diagram are in open position, drawn out, with operating mechanisms discharged and all power sources off.

Les informations techniques contenues dans ce document sont la propriete exclusive de SCHNEIDER ELECTRIC INDUSTRIES SA et ne peuvent etre utilisees ou divulguees a des tiers quels qu'ils soient sans son accord ecrit. Seuls nous engagent pour execution les plans et schemas remis apres enregistrement de la commande. Les appareils representes sur ce schema sont en position ouvert desarmes – debroches – toutes sources coupees.

+PTR1

Ind. rev	Date date	Modification/ Modification	Archiv. micro-filmed	Ind. rev	Date date	Modification/ Modification	Archiv. micro-filmed
00	17 11 09	Edition originale/ First issue					

–
–
BORNIER X3
–
–

JUMBO SCORE
SAINT-BENOIT
CENTRALE
PHOTOVOLTAIQUE
–

Schneider Electric

02979394 | 00

Projet – No commande
Project – Order NO.
FPVPB1354

Ind/rev: 00

Folio /sheet: 062/ .

Original AutoCAD format A3

All technical information contained in this document is the exclusive property of SCHNEIDER ELECTRIC INDUSTRIES SA and may neither be used nor disclosed without its prior written consent. Only those drawings and diagrams remitted after order booking are binding for execution. All devices shown in this diagram are in open position, drawn out, with operating mechanisms discharged and all power sources off.

Les informations techniques contenues dans ce document sont la propriete exclusive de SCHNEIDER ELECTRIC INDUSTRIES SA et ne peuvent etre utilisees ou divulguees a des tiers quels qu'ils soient sans son accord ecrit. Seuls nous engagent pour execution les plans et schemas remis apres enregistrement de la commande. Les appareils representes sur ce schema sont en position ouvert desarmes - debroches - toutes sources coupees.

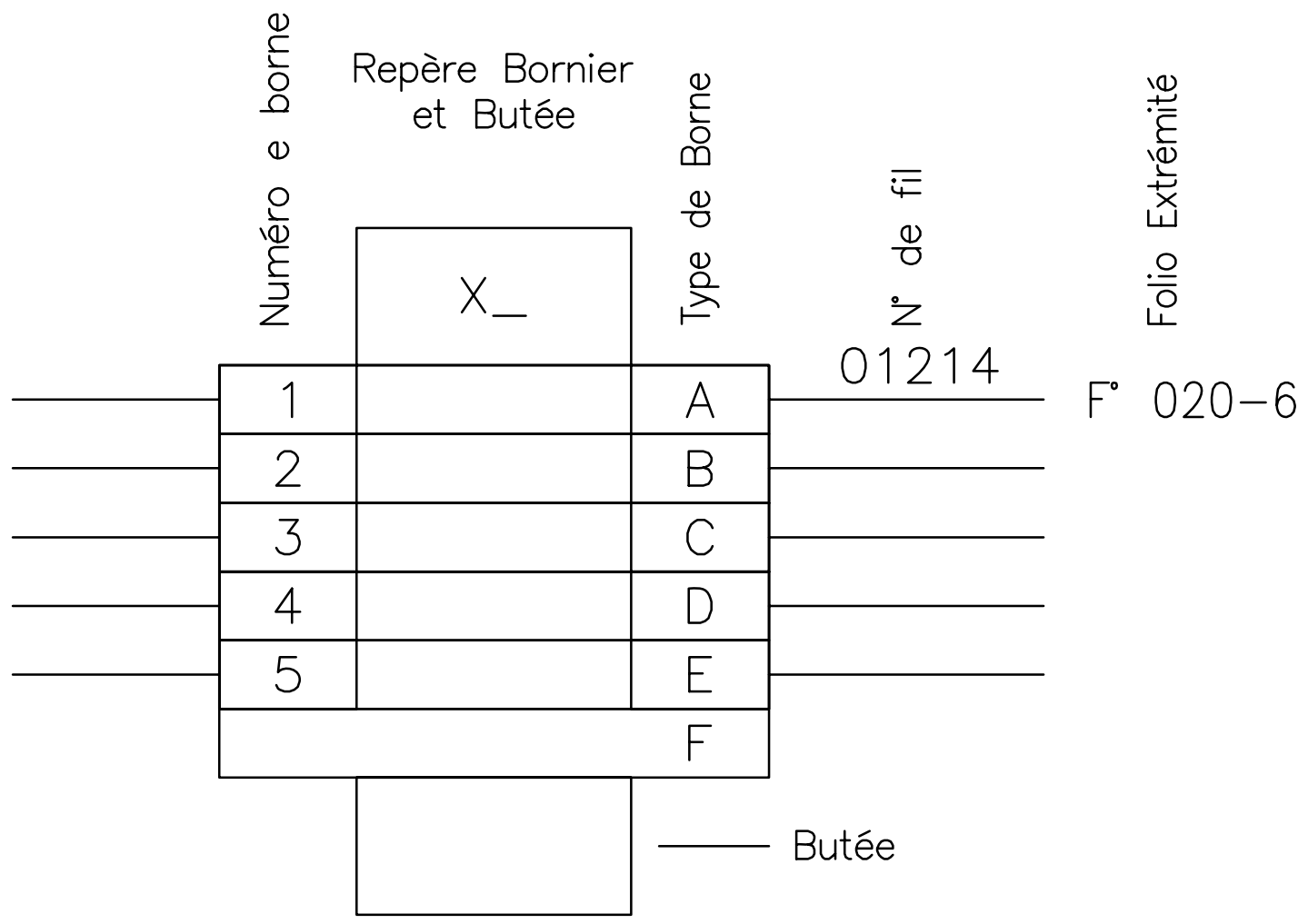

A : Borne TYPE AB1 RESSORT 6 mm² – EPAISSEUR 8mm
B : Borne TYPE AB1 RESSORT SECTIONNABLES A COUTEAU GRIS 3 POINTS – SECTION NOMINALE 2.5 mm² – EPAISSEUR 5mm
C : –
D : –
E : –
F : Flasque ou séparateur *Brida o separador*

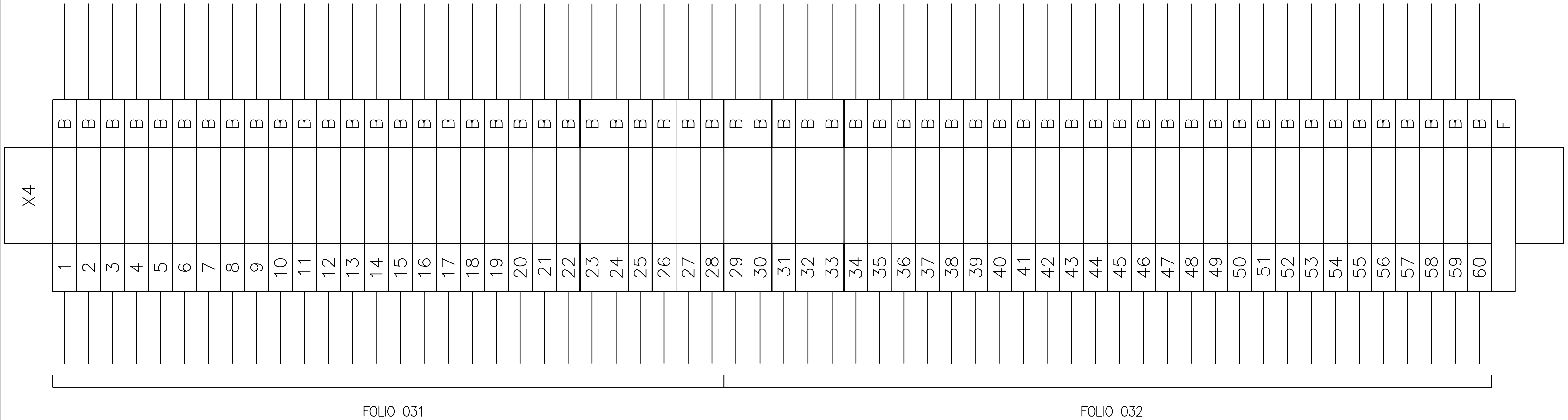

+PTR1

Ind. rev	Date date	Modification/ Modification	Archiv. micro-filmed	Ind. rev	Date date	Modification/ Modification	Archiv. micro-filmed
00	17 11 09	Edition originale/ First issue					

BORNIER X4

JUMBO SCORE
SAINT-BENOIT
CENTRALE
PHOTOVOLTAIQUE

Schneider Electric

0297939400

Projet - No commande / Project - Order NO.: FPVPB1354 | Ind/rev: 00 | Folio /sheet: 063/ .

Original AutoCAD format A3

QUANTITE	REPERE	FOLIO	DESIGNATION	REFERENCE	FABRIQUANT
1		15	ARMOIRE 600x20000x400	18548	SAREL
1		15	CHASSIS PLEIN 2000x600	63925	SAREL
1		15	BARILLET CLE 455	63702	SAREL
1		15	PORTE DOCUMENT	21322	SAREL
1		15	PLAQUE PASSE-CABLES	18831	SAREL
1		15	ACCESSOIRES + RAIL DIN + BARRE DE TERRE		SAREL
2		15	GRILLE DE VENTILATION 220x220		SAREL
3	-Q01 / -Q02 / -Q06	20	DISJONCTEUR C60N 2P 3A COURBE C	24198	SCHNEIDER
1	-Q03	21	DISJONCTEUR C60-H DC 2P 3A COURBE C + CONTACT AUXILIAIRE TYPE OF	MGN61523 + 26924	SCHNEIDER
1	-Q04	20	DISJONCTEUR C60N 2P 3A COURBE C + CONTACT AUXILIAIRE TYPE OF	24198 + 26924	SCHNEIDER
1	-Q05	20	INTERRUPTEUR I 2P 20A	15006	SCHNEIDER
1	-GR1	20	MODULE DE REDONDANCE	ABL8RED24400	SCHNEIDER
2	-U01 / -U04	20	ALIMENTATIONS A DECOUPAGE GAMME UNIVERSELLE 230/24V 240 W 10 A	ABL 8RPS24100	SCHNEIDER
10	-F01 à -F04 -F05 à -F10	20 21	BLOCS DE JONCTION TECHNOLOGIE A RESSORT SECTIONNABLES 4 mm^2 A SUPPORT AMOVIBLE POUR DIODE OU FUSIBLE CYLINDRIQUE - EPAISSEUR 6mm	AB1 RRNSF435UGR	SCHNEIDER
10	-F01 à -F04 -F05 à -F10	20 21	SUPPORT AMOVIBLE POUR FUSIBLE 5 x 20	AB1 SF520	SCHNEIDER
2	-F01 à -F04 -F05 à -F10	20 21	CLOISON TERMINALE POUR BLOCS DE JONCTION TECHNOLOGIE A RESSORT SECTIONNABLES - EPAISSEUR 1,5mm	AB1 RRNAC444GR	SCHNEIDER
4	-F01 à -F04 -F05 à -F10	20 21	BUTEE PLASTIQUE VISSABLE - EPAISSEUR 8mm	AB1 AB8P35	SCHNEIDER
1	-F05	21	FUSIBLE RAPIDE 5 X 20 - 250 V - CORPS VERRE 2 A	P090518P	FERRAZ
3	-F01 / -F03 -F09	20 21	FUSIBLE RAPIDE 5 X 20 - 250 V - CORPS VERRE 1 A	L090515P	FERRAZ
5	-F02 / -F04 / -F06 / -F08 / -F010	20 21	CARTOUCHE DE NEUTRE 5 x 20	179 371.16	ENTRELEC
1	-F07	21	FUSIBLE TEMPORISE 5 X 20 - 250 V - CORPS VERRE 1 AT	R090543P	FERRAZ
1	-R01	20	RESISTANCE CHAUFFANTE VENTILEE ISOLEE 177W 230VCA	87555	SAREL
1	-B01	20	HYGROTHERM 120/230VCA AFFICHAGE °C	17559	SAREL
1	-X10	25	COFFRET FIDJI 8 FO 8 SC FOLAN NOIR EQUIPE D'UNE CASSETTE PIVOTANTE + 8 RACCORDS SC MULTIMODE FOLAN + 8 PIGTAILS SC MULTIMODE 50/125 OM2 FOLAN + MONTAGE	-	ICTL
2	-W01 / -W02	25	JARRETIERE - CORDON ZIPCORD SC-PC / SC-PC MULTIMODE 50/125µM 2.8mm GRIS LONGUEUR 1m GAMME TERAOPTIC	502101365N	ICTL
1	-U02	21 / 25	COMMUTATEUR CONNEXIUM ESM VERSION 8 PORTS 6 PORTS 10/100 TX ET 2 PORTS 100 FX-MM GERES ALIMENTATION 24V	TCSESM083F2CU0	SCHNEIDER
1	-W03	25	CABLE ETHERNET AVEC CONNEXION RJ45		
1	-A01	21 / 25 / 26	PC DE TELEGESTION	UNO-1170E	ADVANTECH
1	-A02	25 / 26	CARTE GESTION 4 PORTS RS485	PCM-36141	ADVANTECH
1	-A03	20 / 26 / 30	ALIMENTATION BOÎTIER CPU PHENIX BOÎTIER EXT-1 BOÎTIER EXT-2 - 72X90X76 MM; - ADRESSAGE PAR ROUE CODEUSE - CHOIX RS485 PAR SWITCH	0RIO2 UPS-2	NAPAC
2	-A04 / -A05	30	BOITIER EXT-2 - 72X90X76 mm - 1 EMPLACEMENT CARTE (T2 - 62 mm) - ADRESSAGE PAR ROUE CODEUSE	0RIO2 EXT-2	NAPAC

All technical information contained in this document is the exclusive property of SCHNEIDER ELECTRIC INDUSTRIES SA and may neither be used nor disclosed without its prior written consent. Only those drawings and diagrams remitted after order booking are binding for execution. All devices shown in this diagram are in open position, drawn out, with operating mechanisms discharged and all power sources off.

Les informations techniques contenues dans ce document sont la propriete exclusive de SCHNEIDER ELECTRIC INDUSTRIES SA et ne peuvent etre utilisees ou divulguees a des tiers quels qu'ils soient sans son accord ecrit. Seuls nous engagent pour execution les plans et schemas remis apres enregistrement de la commande. Les appareils representes sur ce schema sont en position ouvert desarmes - debroches - toutes sources coupees.

Ind. rev	Date date	Modification/ Modification	Archiv. micro-filmed	Ind. rev	Date date	Modification/ Modification	Archiv. micro-filmed
00	17 11 09	Edition originale/ First issue					

NOMENCLATURE

JUMBO SCORE
SAINT-BENOIT
CENTRALE
PHOTOVOLTAIQUE

Schneider Electric

02979394 | 00

Projet - No commande / Project - Order NO.: FPVPB1354 | Ind/rev: 00 | Folio /sheet: 070/ .

Original AutoCAD format A3

QUANTITE	REPERE	FOLIO	DESIGNATION	REFERENCE	FABRIQUANT
2	-A06 / -A07	30	CARTE 16 ENTRÉES LOGIQUES ET COMPTAGES - TAILLE 2	0RIO2 16DI	NAPAC
1	-A11	30	BOITIER EXT-1 - 72X90X76 mm - 4 EMPLACEMENTS CARTES (T1 - 39 mm) - ADRESSAGE PAR ROUE CODEUSE	0RIO2 EXT-1	NAPAC
1	-A12	30	CARTE 4 ENTREES ANALOGIQUES UNIVERSELLES - TAILLE 1	0RIO1 04AI	NAPAC
2	-X08 / -X09	26	BOITIER DE DERIVATION MODBUS 3 BORNIERS A VIS, ADAPTATION DE FIN DE LIGNE RC	TSX SCA 50	SCHNEIDER
2	-U04 / -U05	20 / 26	EXTENSEUR POUR CIRCUIT RS-485 2 FILS AVEC ISOLATION GALVANIQUE - ALIMENTATION 230VCA	EL485RD2	GMI-DATABOX
2	-F21 / -F22	26	PARAFOUDRE PROTECTION CIRCUITS RS485 PT 3-HF-12DC-ST	28 58 043	PHOENIX
2	-F21 / -F22	26	EMBASE POUR PARAFOUDRE PROTECTION CIRCUITS RS485 PT 3-HF-12DC-ST	28 56 126	PHOENIX
4	-F21 / -F22	26	RACCORDEMENT AUTODENUDANT POUR BLINDAGE	28 39 295	PHOENIX
21		26 / 33	BORNES DE BLINDAGE SK-CEM - SK 4 - 13,5 - DIAMETRE DE CABLE DE 4 A 13,5 mm	36502	SATIE-ICOTEK
8	-X1 à -X4	60 à 63	BUTEE PLASTIQUE VISSABLE - EPAISSEUR 8MM	AB1 AB8P35	SCHNEIDER
6	-X1 à -X2	60 / 61	BLOCS DE JONCTION TECHNOLOGIE A RESSORT PASSANT - SECTION NOMINALE 6 mm^2 - EPAISSEUR 8mm	AB1 RRN635U3GR	SCHNEIDER
2	-X1 à -X2	60 / 61	CLOISON TERMINALE POUR BLOCS DE JONCTION TECHNOLOGIE A RESSORT POUR BORNE 6mm^2 - EPAISSEUR 1,5mm	AB1 RRNAC643GR	SCHNEIDER
92	-X3 à -X4	62 / 63	BLOCS DE JONCTION TECHNOLOGIE A RESSORT SECTIONNABLES A COUTEAU GRIS 3 POINTS - SECTION NOMINALE 2.5 mm^2 - EPAISSEUR 5mm	AB1 RRNSC235U3	SCHNEIDER
2	-X3 à -X4	62 / 63	CLOISON TERMINALE POUR BLOCS DE JONCTION TECHNOLOGIE A RESSORT SECTIONNABLES - EPAISSEUR 1,5mm	AB1 RRNAC244GR	SCHNEIDER
7	-W05 A -W11	26	LIAISONS CABLE INTERNE (VOIR SCHEMA)		
4	-W16 A -W19	33	LIYCY 2 X 0,34 mm^2		

All technical information contained in this document is the exclusive property of SCHNEIDER ELECTRIC INDUSTRIES SA and may neither be used nor disclosed without its prior written consent. Only those drawings and diagrams remitted after order booking are binding for execution. All devices shown in this diagram are in open position, drawn out, with operating mechanisms discharged and all power sources off.

Les informations techniques contenues dans ce document sont la propriete exclusive de SCHNEIDER ELECTRIC INDUSTRIES SA et ne peuvent etre utilisees ou divulguees a des tiers quels qu'ils soient sans son accord ecrit. Seuls nous engagent pour execution les plans et schemas remis apres enregistrement de la commande. Les appareils representes sur ce schema sont en position ouvert desarmes - debroches - toutes sources coupees.

Ind. rev	Date date	Modification/ Modification	Archiv. micro-filmed	Ind. rev	Date date	Modification/ Modification	Archiv. micro-filmed
00	17 11 09	Edition originale/ First issue					

NOMENCLATURE

JUMBO SCORE
SAINT-BENOIT
CENTRALE
PHOTOVOLTAIQUE

Schneider Electric

0297939400

Projet - No commande / Project - Order NO.: FPVPB1354 | Ind/rev: 00 | Folio /sheet: 071/ .

Original AutoCAD format A3