The technical information contained in this document is the exclusive property of Schneider Electric Industries S.A.S and cannot be used or disclosed to third parties of any kind without its written consent. Only those drawings and diagrams emitted after order bookings are binding for execution. All devices shown in this diagrams are in open position, drawn out with operating mechanism discharged and all power sources off.

Les informations techniques contenues dans ce document sont la propriete exclusive de Schneider Electric Industries S.A.S et ne peuvent etre utilisees ou divulguees a des tiers quelconques sans son accord ecrit. Seuls nous engagent les plans et schemas emis apres enregistrement de la commande. Les appareils representes sur ce schéma sont en position ouvert - désarmés - débroches - toutes sources coupées.

# DOE

| Ind Rev | Date Date | Modification / Modification | Nom / Name | Visa | Nom / Name | Visa | Nom / Name | Visa | Archiv. Micro-filmed |
|---|---|---|---|---|---|---|---|---|---|
| 02 | 30/08/2010 | TQC usine | FERTON | | GUILLET | | CHARPE | | |
| 01 | 07/05/2010 | modification I/O list | FERTON | | GUILLET | | CHARPE | | |
| 00 | 30/03/2010 | Edition originale / First issue | FERTON | | GUILLET | | CHARPE | | |
| | | | Dessine / Drawn | | Verifie / Checked | | Approuve / Approved | | |

ARMOIRE MONITORING

PDL ET PTR1

JUMBO SCORE 400

SAINT PIERRE

Echelle
Scale
1/1

Unite / Department
P&EC

Code diffusion
Distribution code

Projet - No commande
Project - Order No.
EW3TF0064

0298133200

Indice
Rev
02

Folio
Sheet
001

Schneider Electric

A3 garde - 11/2006

ifs_en_r
EW3TF0 E4_SCORE4 00-1A
Ie des 8

| Folio<br>Sheet | Designation<br>Designation | Indice de modification<br>Revision | | | | | | | | | |
|---|---|---|---|---|---|---|---|---|---|---|---|
| 001 | Page de garde cover sheet | 00 | 01 | 02 | | | | | | | |
| 002 | PAGE RECAPITULATIVE | 00 | 01 | | | | | | | | |
| 003 | PAGE RECAPITULATIVE | 00 | 01 | | | | | | | | |
| 010 | LEGENDE SYMBOLES N°1 - LEGEND OF SYMBOLS N°1 | 00 | | | | | | | | | |
| 011 | LEGENDE SYMBOLES N°2 - LEGEND OF SYMBOLS N°2 | 00 | | | | | | | | | |
| 012 | PRINCIPE DE REPERAGE - PRINCIPE OF MARKING | 00 | | | | | | | | | |
| 013 | REPERE ESSENTIEL - TABLE 1 - HIGHER-LEVEL DESIGNATION | 00 | | | | | | | | | |
| 014 | REPERE EMPLACEMENT PHYSIQUE - TABLE 2 - LOCATION OF ITEM | 00 | | | | | | | | | |
| 015 | REPERAGE MATERIEL - TABLE 3 - IDENTIFICATION ITEM | 00 | | | | | | | | | |
| 019 | Marquage NAME PLATE | 00 | | | | | | | | | |
| 020 | Unifilaire général de la liasse SINGLE LINE DIAGRAM | 00 | 02 | | | | | | | | |
| 021 | Unifilaire général de la liasse SINGLE LINE DIAGRAM | 00 | | | | | | | | | |
| 030 | Distribution des polarités POWER SUPPLY | 00 | 02 | | | | | | | | |
| 031 | Distribution des polarités POWER SUPPLY | 00 | | | | | | | | | |
| 032 | Distribution des polarités POWER SUPPLY | 00 | 02 | | | | | | | | |
| 033 | Distribution des polarités Module redondant POWER SUPPLY REDUNDANCY MODULE | 00 | 02 | | | | | | | | |
| 034 | Distribution des polarités 24V CC POWER SUPPLY 24V DC | 00 | | | | | | | | | |
| 035 | Distribution des polarités 24V CC POWER SUPPLY 24V DC | 00 | | | | | | | | | |
| 036 | Commande COMMAND | 00 | 01 | 02 | | | | | | | |
| 037 | Commande COMMAND | 00 | 01 | 02 | | | | | | | |
| 040 | Isolateur de ligne | 00 | | | | | | | | | |
| 042 | PC de télégestion UNO-1170E EMBEDDED AUTOMATION COMPUTER | 00 | 02 | | | | | | | | |
| 043 | Extenseur Modbus RS485 24V CC RS485 LINK EXTENDER 24V DC | 00 | | | | | | | | | |
| 048 | Switch ethernet 14 PORTS 10/100 TX ET 2 PORTS 100 FX-MM SWITCH 14TX/2FX-MM | 00 | | | | | | | | | |
| 050 | API NAPAC PLC NAPAC | 00 | | | | | | | | | |
| 052 | CARTE 16 ENTREES TOR ENTREE 1 à 8 A021 DIGITAL INPUTS BOARD | 00 | 01 | 02 | | | | | | | |
| 053 | CARTE 16 ENTREES TOR ENTREE 9 à 16 A021 DIGITAL INPUTS BOARD | 00 | 02 | | | | | | | | |
| 054 | CARTE 16 ENTREES TOR ENTREE 9 à 16 A031 DIGITAL INPUTS BOARD | 00 | | | | | | | | | |
| 055 | CARTE 16 ENTREES TOR ENTREE 1 à 8 A031 DIGITAL INPUTS BOARD | 00 | | | | | | | | | |
| 056 | CARTE 4 ENTREES ANALOGIQUE UNIVERSELLE A041 ANALOGUE INPUT BOARD | 00 | | | | | | | | | |
| 057 | CARTE 4 SORTIE TOR A042 DIGITAL OUTPUTS BOARD | 00 | | | | | | | | | |
| 058 | CARTE 4 SORTIE TOR A043 DIGITAL OUTPUTS BOARD | 00 | 01 | | | | | | | | |
| 059 | CARTE 4 SORTIE TOR A044 DIGITAL OUTPUTS BOARD | 00 | | | | | | | | | |
| 060 | CARTE 4 ENTREES TOR A051 DIGITAL INPUTS BOARD | 00 | 02 | | | | | | | | |
| 061 | CARTE 4 ENTREES TOR A052 DIGITAL INPUTS BOARD | 00 | 02 | | | | | | | | |
| 062 | CARTE 4 SORTIES TOR A053 DIGITAL OUTPUTS BOARD | 00 | 01 | | | | | | | | |
| 063 | CARTE 4 ENTREES TOR A054 DIGITAL INPUTS BOARD | 00 | 02 | | | | | | | | |
| 064 | CARTE 16 ENTREES TOR ENTREE 1 à 8 DIGITAL INPUTS BOARD | 00 | | | | | | | | | |
| 065 | CARTE 16 ENTREES TOR ENTREE 9 à 16 DIGITAL INPUTS BOARD | 00 | | | | | | | | | |
| 104 | Armoire Spacial SF 2000x800x400 SPACIAL SF ENCLOSURE EXTERNAL LAYOUT | 00 | | | | | | | | | |
| 105 | Armoire Spacial SF Implantation matériel SPACIAL SF ENCLOSURE INTERNAL LAYOUT | 00 | | | | | | | | | |
| 106 | Fixation au sol | 00 | | | | | | | | | |

The technical information contained in this document is the exclusive property of Schneider Electric Industries S.A.S and cannot be used or disclosed to third parties of any kind without its written consent. Only those drawings and diagrams printed after order are binding for execution. All drawings shown in this diagram are in open position, drawn out with operating mechanism discharged and all power sources off.

Les informations techniques contenues dans ce document sont la propriete exclusive de Schneider Electric Industries S.A.S et ne peuvent etre utilisees ou divulguees a des tiers quels qu'ils soient sans son accord ecrit. Seuls nous engagent les plans executes lors de la commande. Les dessins ci-dessous, les appareils representes sur ce schéma sont en position ouvert - désarmés - débroches - toutes sources coupées.

Archivage
Microfilmed

PAGE RECAPITULATIVE

JUMBO SCORE 400

SAINT PIERRE

Schneider Electric

| Projet - No commande<br>Project - Order No. | Indice<br>Rev | Folio<br>Sheet |
|---|---|---|
| 0 2 9 8 1 3 3 2 0 0<br>EW3TF0064 | 02 | 002 |

| Folio<br>Sheet | Designation<br>Designation | Indice de modification<br>Revision |
|---|---|---|
| 150 | BORNIER : =N201+AL01-X1 | 00 |
| 151 | BORNIER : =N201+AL01-X2 | 00 |
| 152 | BORNIER : =N201+AL01-X3 | 00 |
| 153 | BORNIER : =N201+AL01-X021 | 00 |
| 154 | BORNIER : =N201+AL01-X031 | 00 |
| 155 | BORNIER : =N201+AL01-X041 | 00 |
| 156 | BORNIER : =N201+AL01-X051 | 00 |
| 157 | BORNIER : =N201+AL01-X052 | 00 |
| 158 | BORNIER : =N201+AL01-X054 | 00 |
| 159 | BORNIER : =N201+AL01-X061 | 02 |
| 160 | BORNIER : =N201+AL01-XKA1 | 00 |
| 161 | BORNIER : =N201+AL01-XRS1 | 00 |
| 200 | NOMENCLATURE | 02 |
| 201 | NOMENCLATURE | 02 |
| 202 | NOMENCLATURE | 02 |

The technical information contained in this document is the exclusive property of Schneider Electric Industries S.A.S and cannot be used or disclosed to third parties of any kind without its written consent. Only those drawings and diagrams marked "for construction" are to be used for wiring purposes. All drawings shown in this diagrams are in open position, drawn out with operating mechanism discharged and all power sources off.

Les informations techniques contenues dans ce document sont la propriete exclusive de Schneider Electric Industries S.A.S et ne peuvent etre utilisees ou divulguees a des tiers quels qu'ils soient sans son accord ecrit. Seuls nous engagent uniquement les plans et schemas marqués "a construire". Les dessins et les diagrammes sur ce schéma sont en position ouvert - désarmés - débroches - toutes sources coupées.

Archivage
Microfilmed

PAGE RECAPITULATIVE

JUMBO SCORE 400

SAINT PIERRE

Schneider Electric

| Projet - No commande<br>Project - Order No. | Indice<br>Rev | Folio<br>Sheet |
|---|---|---|
| 0 2 9 8 1 3 3 2 0 0<br>EW3TF0064 | 02 | 003 |

| SYMBOLE SYMBOL | CODE | LEGENDE DESCRIPTION | SYMBOLE SYMBOL | CODE | LEGENDE DESCRIPTION | SYMBOLE SYMBOL | CODE | LEGENDE DESCRIPTION |
|---|---|---|---|---|---|---|---|---|
| | | CONTACT A FERMETURE<br>MAKE CONTACT | | | DISPOSITIF D'ACCROCHAGE EN PRISE<br>DEVICE FOR RESTRICTING MOVEMENT BLOCKED POSITION | | G | ELEMENT DE PILE OU ACCUMULATEUR<br>PRIMARU CELL OR ACCUMULATOR |
| | | CONTACT A OUVERTURE<br>BREAK CONTACT | | | DISPOSITIF D'ACCROCHAGE LIBERE<br>DEVICE FOR RESTRICTING MOVEMENT UNBLOCKED POSITION | | | |
| | | CONTACT INVERSEUR<br>CHANGE OVER CONTACT | | | TERRE DE PROTECTION<br>EARTH PROTECTION | | H | LAMPE DE SIGNALISATION<br>SIGNAL LAMP |
| | | CONTACT NO TEMPORISE AU TRAVAIL<br>MAKE CONTACT DELAY WHEN OPERATING | | | TERRE FONCTIONNELLE<br>FUNCTIONNAL EARTH | | H | VOYANT MECANIQUE DE SIGNALISATION<br>MECHANICAL INDICATOR |
| | | CONTACT NF TEMPORISE AU TRAVAIL<br>BREAK CONTACT DELAY WHEN OPERATING | | | TERRE<br>EARTH | | H | AVERTISSEUR<br>HORN |
| | | CONTACT NO TEMPORISE AU REPOS<br>MAKE CONTACT DELAY WHEN RELEASING | P | B | COMMANDE PAR PRESSION<br>OPERATED BY PRESSURE | | H | SONNERIE<br>HORN |
| | | CONTACT NF TEMPORISE AU REPOS<br>MAKE CONTACT DELAY WHEN RELEASING | θ | B | COMMANDE PAR TEMPERATURE<br>OPERATED BY TEMPERATURE | | | |
| | | CONTACT DE PASSAGE A LA FERMETURE<br>PASSING MAKE CONTACT CLOSING NOMENTARILY DURING OPERATION | h | B | COMMANDE PAR NIVEAU<br>OPERATED BY LEVEL | | KA | RELAIS - ORGANE DE COMMANDE<br>RELAY - COIL |
| | | CONTACT DE PASSAGE A L'OUVERTURE<br>PASSING BREAK CONTACT CLOSING NOMENTARILY DURING OPERATION | | | | | KA | RELAIS A MISE AU REPOS RETARDEE<br>SLOW RELEASING RELAY COIL |
| | | CONTACT A FERMETURE ANTERIEURE AUX AUTRES CONTACTS DE L'ENSEMBLE<br>MAKE CONTACT WICH OPERATES EARLIER RELATIVE TO THE ASSEMBLY OF CONTACT | | C | CAPACITE - CONDENSATEUR<br>CAPACITANCE - CAPACITOR | | KA | RELAIS A MISE AU TRAVAIL RETARDEE<br>SLOW OPERATING RELAY COIL |
| | | CONTACT A FERMETURE POSTERIEURE AUX AUTRES CONTACTS DE L'ENSEMBLE<br>MAKE CONTACT WICH OPERATES LATER RELATIVE TO THE ASSEMBLY OF CONTACT | | E | RESISTANCE DE CHAUFFAGE<br>HEATING RESISTOR | | KM | CONTACTEUR<br>CONTACTOR |
| | | CONTACT A OUVERTURE POSTERIEURE AUX AUTRES CONTACTS DE L'ENSEMBLE<br>BREAK CONTACT WICH OPERATES LATER RELATIVE TO THE ASSEMBLY OF CONTACT | | | | | | |
| | | CONTACT A OUVERTURE ANTERIEURE AUX AUTRES CONTACTS DE L'ENSEMBLE<br>MAKE CONTACT WICH OPERATES EARLIER RELATIVE TO THE ASSEMBLY OF CONTACT | | F | PARAFOUDRE<br>LIGHTNING ARRESTER | | P | INDICATEUR - SYMBOLE GENERAL<br>INDICATING INSTRUMENT - GENERAL SYMBOL |
| | | DISPOSITIF D'EMBROCHAGE<br>WITHDRAWABLE DEVICE | | F | COUPE CIRCUIT<br>FUSE | | P | ENREGISTREUR- SYMBOLE GENERAL<br>RECORDING INSTRUMENT - GENERAL SYMBOL |
| | | VERROUILLAGE MECANIQUE<br>MECHANICAL INTERLOCK | | F | DETECTION DE SURINTENSITE - EFFET THERMIQUE<br>OVERCURRENT DETECTION - THERMAL EFFECT | | P | COMPTEUR- SYMBOLE GENERAL<br>INTEGRATING METER - GENERAL SYMBOL |
| | | ENROULEMENT<br>WINDING | | F | DETECTION DE SURINTENSITE - EFFET MAGNETIQUE<br>OVERCURRENT DETECTION - MAGNETIC EFFECT | | | |

The technical information contained in this document is the exclusive property of Schneider Electric Industries S.A.S and cannot be used or disclosed to third parties of any kind without its written consent. Only those drawings and diagrams marked "for construction" or "approved for construction" may be used for building purposes. All drawings shown in this document are in open position, drawn out with operating mechanism discharged and all power sources off.

Les informations techniques contenues dans ce document sont la propriete exclusive de Schneider Electric Industries S.A.S et ne peuvent etre utilisees ou divulguees a des tiers quels qu'ils soient sans son accord ecrit. Seuls nous engagent pour ce document les plans et schemas marqués « a des fins de construction » et les documents de la gamme sur ce schéma sont en position ouvert - désarmés - débroches - toutes sources coupées.

| Ind. Rev | Date Date | Modification / Modification | Archiv. Micro-filmed | Ind. Rev | Date Date | Modification / Modification | Archiv. Micro-filmed |
|---|---|---|---|---|---|---|---|
| 00 | 30/03/2010 | Edition originale / First issue | | | | | |

LEGENDE SYMBOLES N°1 - LEGEND OF SYMBOLS N°1

JUMBO SCORE 400

SAINT PIERRE

Schneider Electric

| Projet - No commande Project - Order No. | Indice Rev | Folio Sheet |
|---|---|---|
| 0298133200 EW3TF0064 | 00 | 010 |

A3 suite - 11/2006

| SYMBOLE SYMBOL | CODE | LEGENDE DESCRIPTION | SYMBOLE SYMBOL | CODE | LEGENDE DESCRIPTION | SYMBOLE SYMBOL | CODE | LEGENDE DESCRIPTION |
|---|---|---|---|---|---|---|---|---|
| | Q | INTERRUPTEUR<br>SWITCH | | S | COMMANDE PAR LEVIER<br>OPERATED BY LEVER | | U | CONVERTISSEUR<br>TRANSDUCER |
| | Q | DISJONCTEUR<br>CIRCUIT BREAKER | | S | COMMANDE PAR CLEF<br>OPERATED BY KEY | | | |
| | Q | SECTIONNEUR<br>DISCONNECTOR (ISOLATOR) | | S | TL OU TPL POUR SECTIONNEUR<br>DISCREPANCY SWITCH FOR DISCONNECTOR | | V | FONCTION REDRESSEUSE<br>RECTIFYING FUNCTION |
| | Q | INTERRUPTEUR SECTIONNEUR<br>SWITCH DISCONNECTOR | | S | TL OU TPL POUR DISJONTEUR<br>DISCREPANCY SWITCH FOR CB | | | |
| | Q | COMMANDE PAR MOTEUR<br>OPERATED BY MOTOR | | S | BOITIER DE SIGNALISATION<br>ALARM ANNUNCIATOR | | | |
| | | | | | | | | |
| | R | SHUNT<br>SHUNT | | T | TRANSFORMATEUR DE COURANT UNIIFILAIRE<br>CURRENT TRANSFORMER SLD | | X | BOITE D'ESSAI<br>TEST BLOCK |
| | R | RESISTANCE<br>RESISTOR | | T | TRANSFORMATEUR DE COURANT MULTIFILAIRE<br>CURRENT TRANSFORMER TRIPOLAR DRAWING | | X | BORNE SIMPLE<br>ORDINARY TERMINAL BLOCK |
| | | | | T | TRANSFORMATEUR DE TENSION MULTIFILAIRE<br>VOLTAGE TRANSFORMER TRIPOLAR DRAWING | | X | BORNE SECTIONABLE<br>INTERRUPTIBLE TERMINAL BLOCK |
| | S | CONTACT DE POSITION NO<br>MAKE CONTACT OF LIMIT SWITCH | | T | ENROULEMENT DE TRANFORMATEUR DE PUISSANCE - MULTIFILAIRE<br>POWER TRANSFORMER WINDING - TRIPOLAR DRAWING | | X | BORNE FUSIBLE<br>FUSE CARIER TERMINAL BLOCK |
| | S | CONTACT DE POSITION NF<br>BREAK CONTACT OF LIMIT SWITCH | | T | ENROULEMENT DE TRANFORMATEUR DE PUISSANCE - MULTIFILAIRE<br>POWER TRANSFORMER WINDING - TRIPOLAR DRAWING | | X | BORNE DIODE<br>DIODE TERMINAL BLOCK |
| | S | COMMUTATEUR UNIPOLAIRE A N DIRECTIONS<br>SINGLE POLE N POSITIONS SWITCH | | T | TRANFORMATEUR DE PUISSANCE - UNIFILAIRE<br>POWER TRANSFORMER - SLD | | X | BORNE RESISTANCE<br>RESISTOR TERMINAL BLOCK |
| | S | COMMANDE PAR POUSSOIR<br>OPERATED BY PUSHING | | T | AUTOTRANFORMATEUR DE PUISSANCE - UNIFILAIRE<br>POWER AUTOTRANSFORMER WINDING - SLD | | X | BROCHE MALE DE CONNECTEUR<br>MAL CONNECTOR PIN |
| | S | COMMANDE PAR TIRETTE<br>OPERATED BY PULLING | | T | TRANSFORMATEUR D'ISOLEMENT<br>ISOLATING TRANSFORMER | | X | BROCHE FEMELLE DE CONNECTEUR<br>FEMALE CONNECTOR PIN |
| | S | COMMANDE ROTATIVE<br>OPERATED BY TURNING | | | | | | |
| | S | BOUTON POUSSOIR COUP DE POING<br>EMERGENCY SWITCH | | | | | | |

The technical information contained in this document is the exclusive property of Schneider Electric Industries S.A.S and cannot be used or disclosed to third parties of any kind without its written consent. Only those drawings and diagrams marked "for construction" or "approved for construction" are binding. All drawings shown in this document are in open position, drawn out with operating mechanism discharged and all power sources off.

Les informations techniques contenues dans ce document sont la propriete exclusive de Schneider Electric Industries S.A.S et ne peuvent etre utilisees ou divulguees a des tiers quels qu'ils soient sans son accord ecrit. Seuls nous engagent pour ce document les plans et schemas "a construire" ou "approuves pour construire". Les appareils representes sur ce schéma sont en position ouvert - désarmés - débrochés - toutes sources coupées.

| Ind. Rev | Date Date | Modification / Modification | Archiv. Micro-filmed | Ind. Rev | Date Date | Modification / Modification | Archiv. Micro-filmed |
|---|---|---|---|---|---|---|---|
| 00 | 30/03/2010 | Edition originale / First issue | | | | | |

LEGENDE SYMBOLES N°2 - LEGEND OF SYMBOLS N°2

JUMBO SCORE 400

SAINT PIERRE

Schneider Electric

| Projet - No commande / Project - Order No. | Indice / Rev | Folio / Sheet |
|---|---|---|
| EW3TF0064 | 00 | 011 |

0 2 9 8 1 3 3 2 0 0

## LE REPERAGE DES APPAREILS EST CONFORME A LA NORME CEI. ADDITION DE 4 BLOCS DE CARACTERES

| = ANN | + AANN | - AA*N*N | : CC*C* |
|---|---|---|---|
| bloc 1* | bloc 2 | bloc 3 | bloc 4 |

A = Alphabétique
N = Numérique
C = Alphanumérique
* = facultatif

Ex : =D01 +AB01 -KA1 :13

- :13 — repère du N° de borne
- -KA1 — repère du matériel (racine et n° d'ordre)
- +AB01 — repère de l'emplacement physiquel (zone ; localisation)
- =D01 — repère essentiel (ensemble ou fonction)

### bloc 1 =ANN "=" symbole distinctif repère essentiel

Repère principal caractérisant chaque subdivision importante d'une installation ou ensemble (fonctionnel). Il est facultatif.
Le 1° caractère est choisi dans la "TABLE 1.
Cette table donne les lettres repères des niveaux de tension et des fonctions non spécifiques à une travée ou un niveau de tension.

### bloc 2 +AANN "+" symbole distinctif repère de l'emplacement physique

Repère de l'adresse physique du matériel.
Repère de l'équipement qui contient le matériel (choix des deux premiers caractères dans la "TABLE 2").

### bloc 3 -AA*N*N "-" symbole distinctif repère matériel

Repère complet du nom de l'appareil. La première lettre indique la fonction générale de l'appareil. Choix "TABLE 3".

### bloc 4 :CC*C* ":" symbole distinctif repère du N° de borne

Repère composé indifféremment de lettres ou de chiffres.

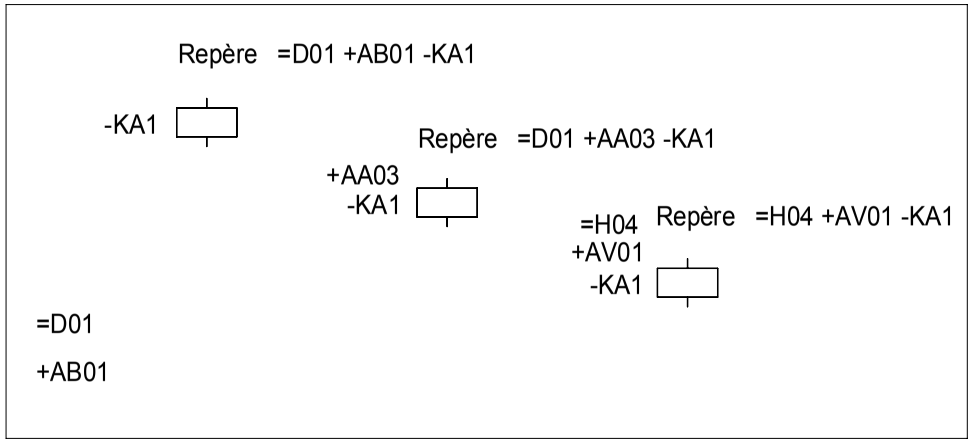


## ACCORDING TO STANDARD, MARKING OF EQUIPMENTS IS MADE WITH 4 BLOCKS OF CHARACTERS

| = ANN | + AANN | - AA*N*N | : CC*C* |
|---|---|---|---|
| block 1* | block 2 | block 3 | block 4 |

A = Alphabetic
N = Numeric
C = Alphanumeric
* = optional

Ex : =D01 +AB01 -KA1 :13

- :13 — terminal designation
- -KA1 — identification of item (root & sequence N°)
- +AB01 — location of item (zone ; location)
- =D01 — higher-level designation (set or function)

### block 1 =ANN "=" distinctive symbol higher level designation

Item designation for any major part of plant or function. Optional.
First character is given by "TABLE 1".
This table gives codes for voltage levels and for no attached functions to a particular bay or voltage level.

### block 2 +AANN "+" distinctive symbol location of item

Designation for location item.
Indicates equipment wich conttains the item (choice of the 2 first characters "TABLE 2").

### block 3 -AA*N*N "-" distinctive symbol identification of item

Complete designation of item identification. 1st character indicates general function of item. Choice "TABLE 3".

### block 4 :CC*C* ":" distinctive symbol terminal designation

Designation composed of letters or numbers.

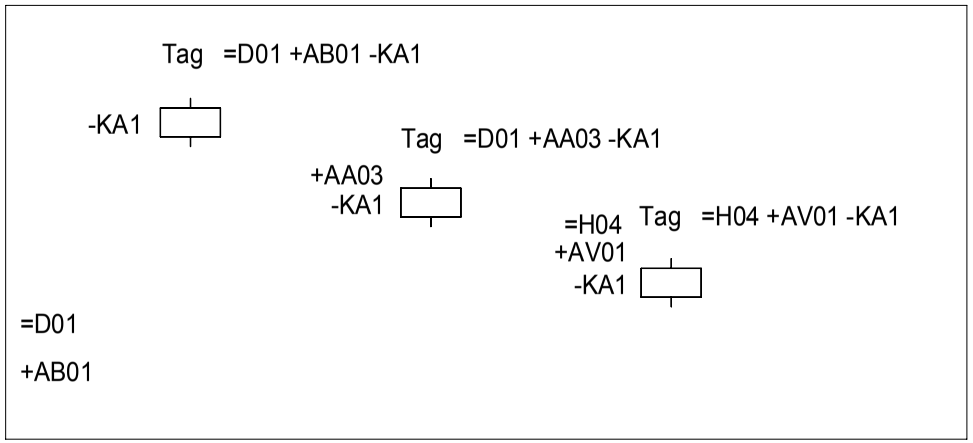


The technical information contained in this document is the exclusive property of Schneider Electric Industries S.A.S and cannot be used or disclosed to third parties of any kind without its written consent. Only those drawings and diagrams specifically agreed upon with the customer may be used for wiring purposes. All drawings must be in the diagrams are in open position, drawn out with operating mechanism discharged and all power sources off.

Les informations techniques contenues dans ce document sont la propriete exclusive de Schneider Electric Industries S.A.S et ne peuvent etre utilisees ou divulguees a des tiers quels qu'ils soient sans son accord ecrit. Seuls nous engagent ceux ecrits dans le cadre de la commande. Les dessins doivent etre utilisés pour le cablage. Les diagrammes et les appareils representes sur ce schéma sont en position ouvert - désarmés - débrochés - toutes sources coupées.

| Ind. Rev | Date Date | Modification / Modification | Archiv. Micro-filmed | Ind. Rev | Date Date | Modification / Modification | Archiv. Micro-filmed |
|---|---|---|---|---|---|---|---|
| 00 | 30/03/2010 | Edition originale / First issue | | | | | |

PRINCIPE DE REPERAGE
-
PRINCIPE OF MARKING

JUMBO SCORE 400
SAINT PIERRE

Schneider Electric

| Projet - No commande / Project - Order No. | Indice Rev | Folio Sheet |
|---|---|---|
| 0298133200 / EW3TF0064 | 00 | 012 |

A3 suite - 11/2006

## NIVEAUX DE TENSION

| LETTRES | TENSIONS |
|---|---|
| B | > 420kV |
| C | 380 à 419kV |
| D | 220 à 379kV |
| E | 110 à 219kV |
| F | 60 à 109kV |
| G | 45 à 59kV |
| H | 30 à 44kV |
| J | 20 à 29kV |
| K | 10 à 19kV |
| L | 6 à 9kV |
| M | 1 à 5kV |
| N0 | 500 - 999VCA |
| N1 | 300 - 499VCA |
| N2 | 50 - 299VCA |
| N3 | < 49VCA |
| N5 | > 250VCC |
| N6 | 150 - 249VCC |
| N7 | 50 - 149VCC |
| N8 | 25 - 49VCC |
| N9 | < 24VCC |

## FONCTIONS NON SPECIFIQUES A UNE TRAVEE OU A UN NIVEAU DE TENSION

| LETTRES | FONCTIONS |
|---|---|
| Q | MESURE - COMPTAGE - ENREGISTREMENT |
| R | PROTECTIONS |
| S | ECLAIRAGE - CLIMATISATION - INSTAL DOMESTIQUE |
| T | TRANSFORMATEUR |
| U | COMMUNS - TRANCHE GENERALE |
| V | |
| W | INTERFACES |
| X | CONSIGNATEURS - OSCILLOPERTURBOGRAPHE |
| Y | SYSTEME TELECOMMUNICATION |
| Z | CABLE |

Le numéro de la travée est donné par deux chiffres caractéristiques de 01 à 99.
Les chiffres "00" sont utilisés pour les équipements communs à un niveau de tension et plusieurs travées.

ex : =E00, repère essentiel de l'ensemble fonctionnel commun à toutes les travées 132kV.
+E00.AB01, armoire de relayage N° 1 (protection barre)

EXEMPLES : +E04 Indique que l'emplacement appartient en totalité à la travée 110kV N° 04
=C05 Indique la travée 400kV N° 05
=R01 Indique l'ensemble fonctionnel "PROTECTION INCENDIE" N° 01

## LEVEL VOLTAGE

| LETTRES | VOLTAGE |
|---|---|
| B | > 420kV |
| C | 380 à 419kV |
| D | 220 à 379kV |
| E | 110 à 219kV |
| F | 60 à 109kV |
| G | 45 à 59kV |
| H | 30 à 44kV |
| J | 20 à 29kV |
| K | 10 à 19kV |
| L | 6 à 9kV |
| M | 1 à 5kV |
| N0 | 500 - 999VAC |
| N1 | 300 - 499VAC |
| N2 | 50 - 299VAC |
| N3 | < 49VAC |
| N5 | > 250VDC |
| N6 | 150 - 249VDC |
| N7 | 50 - 149VDC |
| N8 | 25 - 49VDC |
| N9 | < 24VDC |

## NO ATTACHED FUNCTIONS TO A PARTICULAR BAY OR A VOLTAGE LEVEL

| LETTRES | VOLTAGE |
|---|---|
| Q | MEASURING - RECORDING - METERING |
| R | PROTECTIONS |
| S | LIGHTING, AIR CONDITIONING, DOMESTIC |
| T | TRANSFORMER |
| U | COMMONS |
| V | |
| W | INTERFACES |
| X | EVENTS & FAULT RECORDER, SUPERVISION |
| Y | TELECOMMUNICATION SYSTEM, ALARMS STATUS |
| Z | CABLE |

Bay number is given by two figures from 01 to 99.
Figures "00" are used for common equipment to a voltage level and several bays

eg ; =E00, higher level of designation 132kV busbar
+E00, AB01, 132kV common relaying cubicle N° 1 (busbar protection)

EXAMPLES : +E04 Indicates that the localisation is fully attached to bay 110kV N° 04
=C05 Indicates bay 400kV N° 05
=R01 Indicates the function "FIRE PROTECTION" N° 01

The technical information contained in this document is the exclusive property of Schneider Electric Industries S.A.S and cannot be used or disclosed to third parties of any kind without its written consent. Only those drawings and diagrams marked "for construction" or "for approval" may be used for manufacture or installation purposes and are in open position, drawn out with operating mechanism discharged and all power sources off.

Les informations techniques contenues dans ce document sont la propriete exclusive de Schneider Electric Industries S.A.S et ne peuvent etre utilisees ou divulguees a des tiers quels qu'ils soient sans son accord ecrit. Seuls nous engagent ceux qui sont marqués "pour construction" ou "pour approbation". Les appareils représentés sur ce schéma sont en position ouvert - désarmés - débroches - toutes sources coupées.

| Ind. Rev | Date Date | Modification / Modification | Archiv. Micro-filmed | Ind. Rev | Date Date | Modification / Modification | Archiv. Micro-filmed |
|---|---|---|---|---|---|---|---|
| 00 | 30/03/2010 | Edition originale / First issue | | | | | |

REPERE ESSENTIEL
- TABLE 1 -
HIGHER-LEVEL DESIGNATION

JUMBO SCORE 400
SAINT PIERRE

Schneider Electric

| Projet - No commande Project - Order No. | Indice Rev | Folio Sheet |
|---|---|---|
| EW3TF0064 | 00 | 013 |

| CODE | DESIGNATION |
|---|---|
| | |
| | |
| AC | Tableau de commande et protection<br>Control and relay board |
| AD | Tableau de comptage - mesure<br>Metering - Measuring board |
| AE | Armoire enregistreur de pertubations<br>Fault recorder cubicle |
| AF | Armoire de travée<br>Marshalling kiosk |
| AG | Coffret intensité<br>Current box |
| AH | Coffret tension<br>Voltage box |
| AJ | Armoire - coffret d'éclairage<br>Lighting cubicle - box |
| | |
| AL | Armoire monitoring de livraison (PDL)<br>Monitoring delivery board (PDL) |
| AM | Coffret auxiliaires transformateur<br>Transformer auxiliaries box |
| AN | Coffret régleur transformateur<br>On load tap changer box |
| AO | Armoire / coffret synchro<br>Synchro panel |
| AP | Armoire monitoring de transformation (PTR)<br>Monitoring transformer board (PTR) |

| CODE | DESIGNATION |
|---|---|
| AQ | Armoire contrôle et régulation tension du transformateur<br>Transformer auto voltage regulation cubicle |
| AS | Armoire auxiliaires courant alternatif<br>AC low voltage auxiliaries cubicle |
| AT | Armoire auxiliaires courant continu<br>DC low voltage auxiliaries cubicle |
| AU | Armoire auxiliaires groupe de secours<br>Emergency generator auxiliaries cubicle |
| AV | Caisson-coffret BT des cellules MT<br>MV SWGR low voltage cubicle-box |
| AW | Armoire des auxiliaires disjoncteur<br>Circuit breaker auxiliaries cubicle |
| AX | Armoire des auxiliaires sectionneur<br>Disconnecting switch auxiliaries cubicle |
| | |
| | |
| | |
| | |
| | |
| | |
| | |
| | |

The technical information contained in this document is the exclusive property of Schneider Electric Industries S.A.S and cannot be used or disclosed to third parties of any kind without its written consent. Only those drawings and diagrams bearing the mention "approved for construction" are valid for construction purposes. All drawings and diagrams are in open position, drawn out with operating mechanism discharged and all power sources off.

Les informations techniques contenues dans ce document sont la propriete exclusive de Schneider Electric Industries S.A.S et ne peuvent etre utilisees ou divulguees a des tiers quels qu'ils soient sans son accord ecrit. Seuls nous engagent les plans et schemas emis "pour construction". Les plans et schemas ne sont valables que lorsque les appareils representes sur ce schéma sont en position ouvert - désarmés - débrochés - toutes sources coupées.

| Ind. Rev | Date Date | Modification / Modification | Archiv. Micro-filmed | Ind. Rev | Date Date | Modification / Modification | Archiv. Micro-filmed |
|---|---|---|---|---|---|---|---|
| 00 | 30/03/2010 | Edition originale / First issue | | | | | |

REPERE EMPLACEMENT PHYSIQUE

- TABLE 2 -

LOCATION OF ITEM

JUMBO SCORE 400

SAINT PIERRE

Schneider Electric

| Projet - No commande<br>Project - Order No. | Indice<br>Rev | Folio<br>Sheet |
|---|---|---|
| 0298133200<br>EW3TF0064 | 00 | 014 |

| CODE | DESIGNATION - (Famille de symbole) / (Family of symbol) |
|---|---|
| A | Ensemble, Sous-ensemble - (démarreur de moteur, automates)<br>Assemblie, Subassemblie - (motor starter, programmable logic device) |
| B | Transducteur de grandeur non électrique en grandeur électrique - (détecteur, capteur)<br>Transducer from non electrical to electrical quantity - (detector, sensor) |
| C | Condensateur<br>Capacitor |
| D | Operateur binaire, Mise en mémoire, Temporisation<br>Binary operator, Storage device delay, Delay device |
| E | Matériel divers - (chauffage, éclairage, divers)<br>Miscellaneous - (heating, lighting, various) |
| F | Dispositif de protection - (fusible, protection, relais thermique & magnétique, relais de mesure)<br>Protective device - (fuse, thermal & magnetic relay, measuring relay) |
| G | Générateur, Alimentation de puissance - (générateur, batterie)<br>Generator, Power supply - (generator, battery) |
| H | Dispositif de signalisation - (signalisation)<br>Signalling device - (signalling) |
| KA | Relais, Contacteur - (relais auxiliaire, contact)<br>Relay, Contactor - (auxiliairy relay, contact) |
| KM | Relais, Contacteur - (contacteur de puissance, contact)<br>Relay, Contactor - (power contactor, contact) |
| L | Reactance - (inductance)<br>Reactor - (inductance) |
| M | Moteur<br>Motor |
| N | Dispositif analogique-numérique<br>Analogue digital device |
| P | Instruments de mesure - (appareil de mesure, indicateur, enregistreur)<br>Measuring equipment - (measuring instrument) |
| Q | Appareil de connexion pour circuit de puissance - (disjoncteur, interrupteur, sectionneur, contacteur disj)<br>Switching device for power circuit - (circuit breaker,switch, disconnector,circuit breaker contactor) |

| CODE | DESIGNATION - (Famille de symbole) / (Family of symbol) |
|---|---|
| R | Résistance - (résistance, shunt)<br>Resistor - (resistor, shunt) |
| S | Appareil de connexion pour circuit de conduite, Selecteur - (bouton, commutateur,fin de course)<br>Switching device for control, Circuit-selector - (button, turn switch, limit switch) |
| T | Transformateur<br>Transformer |
| U | Transducteur, Convertisseur<br>Transducer, Converter |
| V | Semiconducteur<br>Semiconductor |
| W | Conducteur - Câble<br>Conductor - Cable |
| X | Bornes - (prise de courant, répartiteur, borne)<br>Terminals - (plug-in soket, distributor, terminal) |
| Y | Appareil mécanique actionné électriquement - (frein, électrovane)<br>Electrical operated mechanical device - (brake, electrovalve) |
| Z | Régulateur, Filtre, Correcteur<br>Regulator, Filter, Compandor |
| | |
| | |
| | |
| | |
| | |
| | |

The technical information contained in this document is the exclusive property of Schneider Electric Industries S.A.S and cannot be used or disclosed to third parties of any kind without its written consent. Only those drawings and diagrams marked "for construction" or "approved for construction" may be used for building purposes. All drawings shown in this document are in open position, drawn out with operating mechanism discharged and all power sources off.

Les informations techniques contenues dans ce document sont la propriete exclusive de Schneider Electric Industries S.A.S et ne peuvent etre utilisees ou divulguees a des tiers quels qu'ils soient sans son accord ecrit. Seuls nous engagent pour execution, les plans et schemas marqués "a la construction" ou "approuvés pour construction". Les appareils representés sur ce schéma sont en position ouvert - désarmés - débroché - toutes sources coupées.

| Ind. Rev | Date Date | Modification / Modification | Archiv. Micro-filmed | Ind. Rev | Date Date | Modification / Modification | Archiv. Micro-filmed |
|---|---|---|---|---|---|---|---|
| 00 | 30/03/2010 | Edition originale / First issue | | | | | |

REPERAGE MATERIEL

- TABLE 3 -

IDENTIFICATION ITEM

JUMBO SCORE 400

SAINT PIERRE

Schneider Electric

| Projet - No commande<br>Project - Order No. | Indice<br>Rev | Folio<br>Sheet |
|---|---|---|
| 0298133200<br>EW3TF0064 | 00 | 015 |

The technical information contained in this document is the exclusive property of Schneider Electric Industries S.A.S and cannot be used or disclosed to third parties of any kind without its written consent. Only those drawings and documents specifically agreed upon in writing may be used. All devices shown in the drawings are in open position, drawn out with operating mechanism discharged and all power sources off.

Les informations techniques contenues dans ce document sont la propriete exclusive de Schneider Electric Industries S.A.S et ne peuvent etre utilisees ou divulguees a des tiers quels qu'ils soient sans son accord ecrit. Seuls nous engagent les dessins et documents specifiquement agreés par ecrit. Les appareils representés sur ce schéma sont en position ouvert - désarmés - débrochés - toutes sources coupées.

ETIQUETTE A
COLLEE A L'INTERIEUR DE LA PORTE
EN BAS COTE GAUCHE

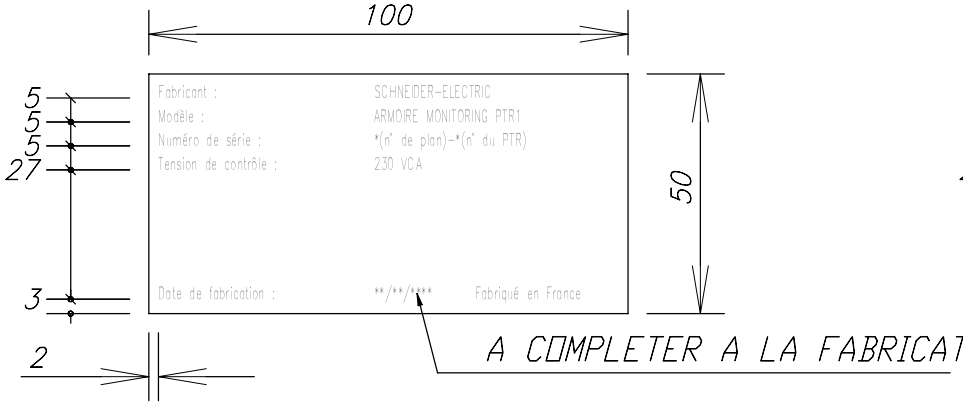


PLAQUE DILOPHANE GRAVEE AUTO-ADHESIVE
ECRITURE NOIRE SUR FOND BLANC
HAUTEUR DES LETTRES : 2.5 mm
CARACTERES : HELVETICA-NARROW

ETIQUETTE B

PLAQUE DILOPHANE GRAVEE AUTO-ADHESIVE
ECRITURE NOIRE SUR FOND BLANC
HAUTEUR DES LETTRES : 10 mm
CARACTERES : HELVETICA-NARROW

| Ind. Rev | Date Date | Modification / Modification | Archiv. Micro-filmed | Ind. Rev | Date Date | Modification / Modification | Archiv. Micro-filmed |
|---|---|---|---|---|---|---|---|
| 00 | 30/03/2010 | Edition originale / First issue | | | | | |

Marquage
NAME PLATE

JUMBO SCORE 400
SAINT PIERRE

Schneider Electric

| Projet - No commande / Project - Order No. | Indice / Rev | Folio / Sheet |
|---|---|---|
| 0 2 9 8 1 3 3 2 0 0 / EW3TF0064 | 00 | 019 |

A3 suite - 11/2006

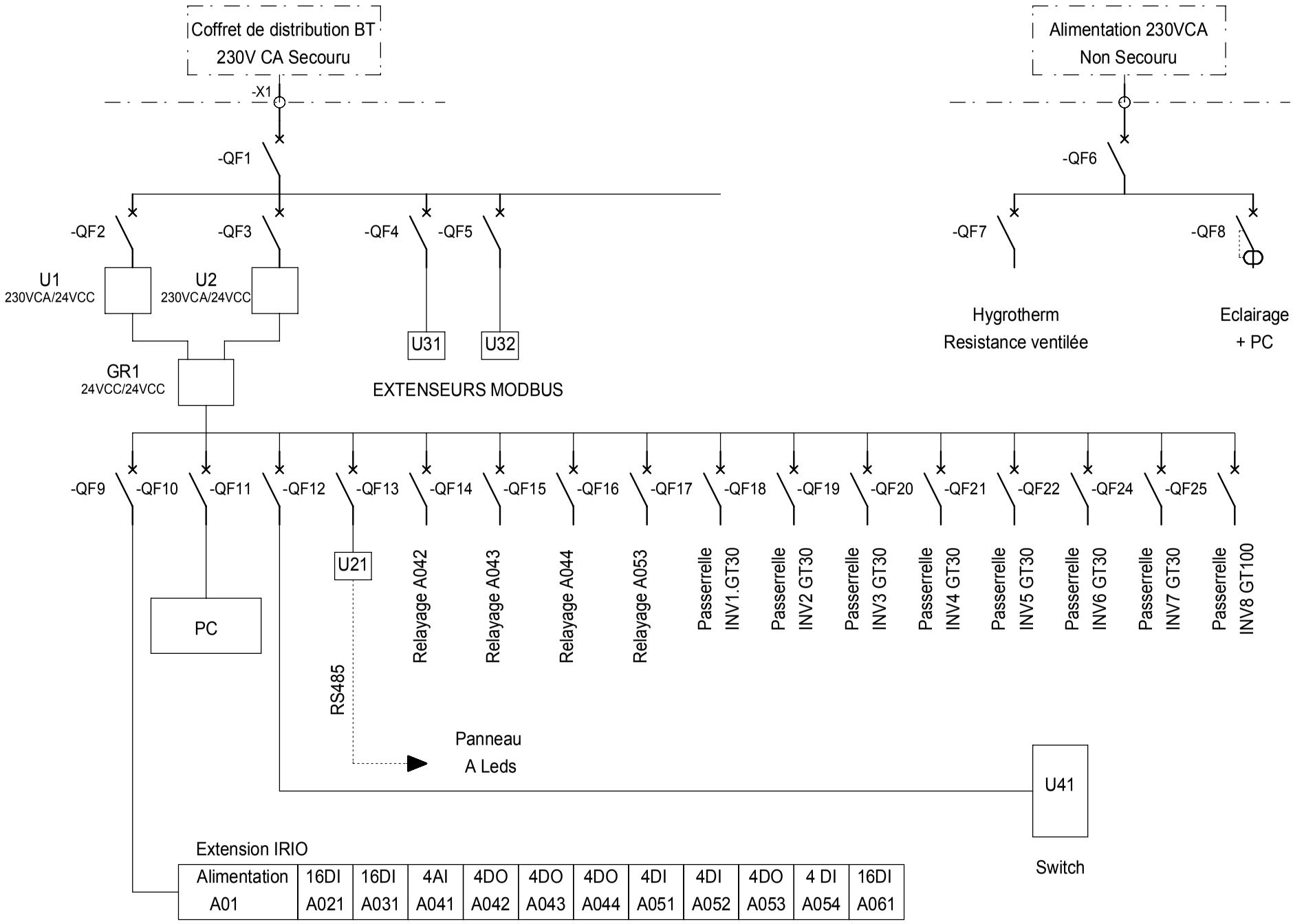


The technical information contained in this document is the exclusive property of Schneider Electric Industries S.A.S and cannot be used or disclosed to third parties of any kind without its written consent. Only those drawings and diagrams marked "approved for construction" or "approved for production" may be used in the design process are in open position, drawn out with operating mechanism discharged and all power sources off.

Les informations techniques contenues dans ce document sont la propriete exclusive de Schneider Electric Industries S.A.S et ne peuvent etre utilisees ou divulguees a des tiers quels qu'ils soient sans son accord ecrit. Seuls nous engagent les dessins et schemas marqués "bon pour construction" ou "bon pour fabrication". Les appareils representes sur ce schéma sont en position ouvert - désarmés - débrochés - toutes sources coupées.

| Ind. Rev | Date Date | Modification / Modification | Archiv. Micro-filmed | Ind. Rev | Date Date | Modification / Modification | Archiv. Micro-filmed |
|---|---|---|---|---|---|---|---|
| 02 | 30/08/2010 | TQC usine | | | | | |
| 00 | 30/03/2010 | Edition originale / First issue | | | | | |

Unifilaire général de la liasse

SINGLE LINE DIAGRAM

JUMBO SCORE 400

SAINT PIERRE

Schneider Electric

| Projet - No commande / Project - Order No. | Indice / Rev | Folio / Sheet |
|---|---|---|
| 0298133200 EW3TF0064 | 02 | 020 |

A3 suite - 11/2006

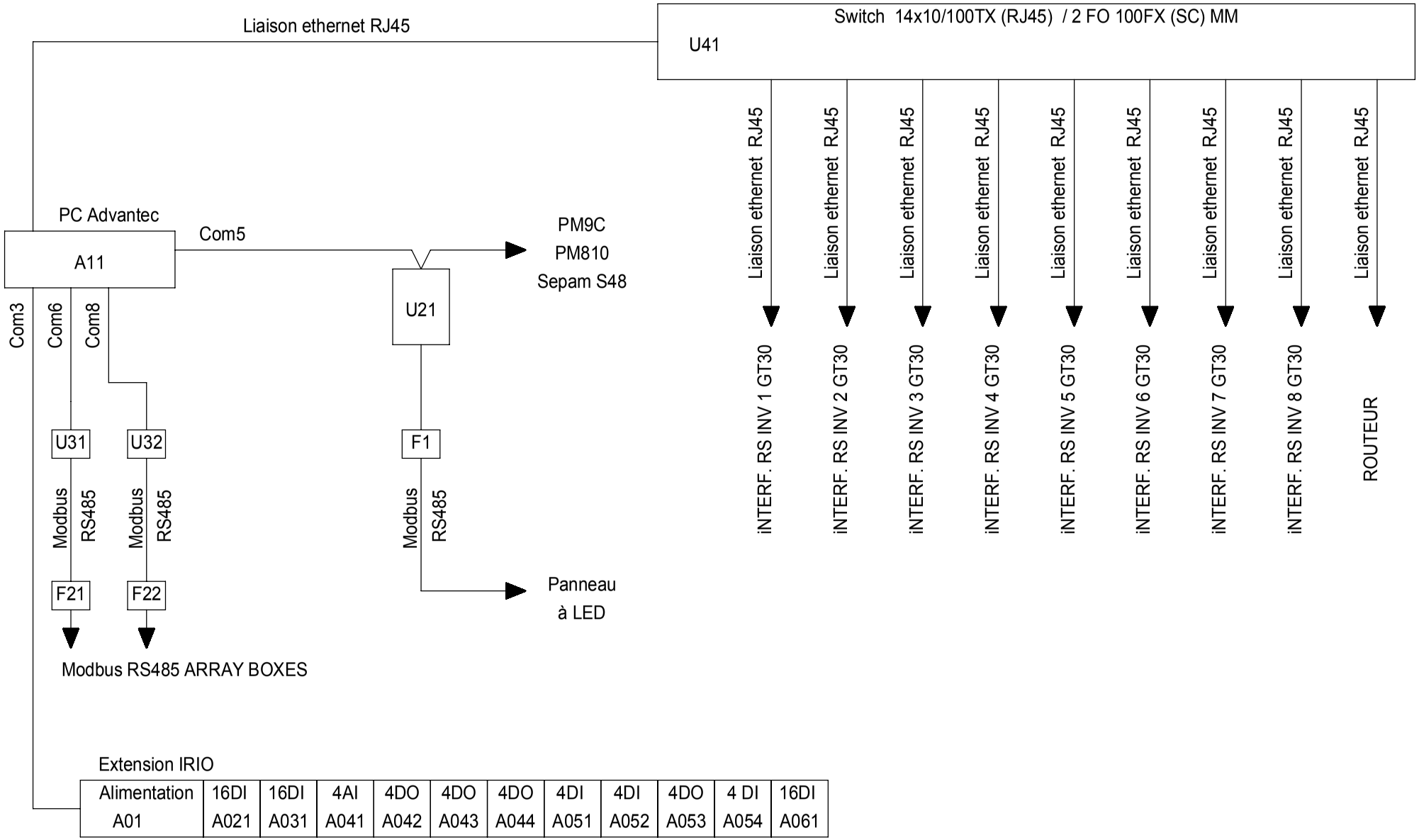


The technical information contained in this document is the exclusive property of Schneider Electric Industries S.A.S and cannot be used or disclosed to third parties of any kind without its written consent. Only those drawings and diagrams marked "approved for construction" are to be used for the purpose of installing equipment. Only those diagrams are in open position, drawn out with operating mechanism discharged and all power sources off.

Les informations techniques contenues dans ce document sont la propriete exclusive de Schneider Electric Industries S.A.S et ne peuvent etre utilisees ou divulguees a des tiers quels qu'ils soient sans son accord ecrit. Seuls nous engagent les plans et schemas marqués "approuvés pour la construction". Les appareils représentés sur ce schéma sont en position ouvert - désarmés - débrochés - toutes sources coupées.

| Ind. Rev | Date Date | Modification / Modification | Archiv. Micro-filmed | Ind. Rev | Date Date | Modification / Modification | Archiv. Micro-filmed |
|---|---|---|---|---|---|---|---|
| 00 | 30/03/2010 | Edition originale / First issue | | | | | |

Unifilaire général de la liasse

SINGLE LINE DIAGRAM

JUMBO SCORE 400

SAINT PIERRE

Schneider Electric

| Projet - No commande Project - Order No. | Indice Rev | Folio Sheet |
|---|---|---|
| 0298133200 EW3TF0064 | 00 | 021 |

A3 suite - 11/2006

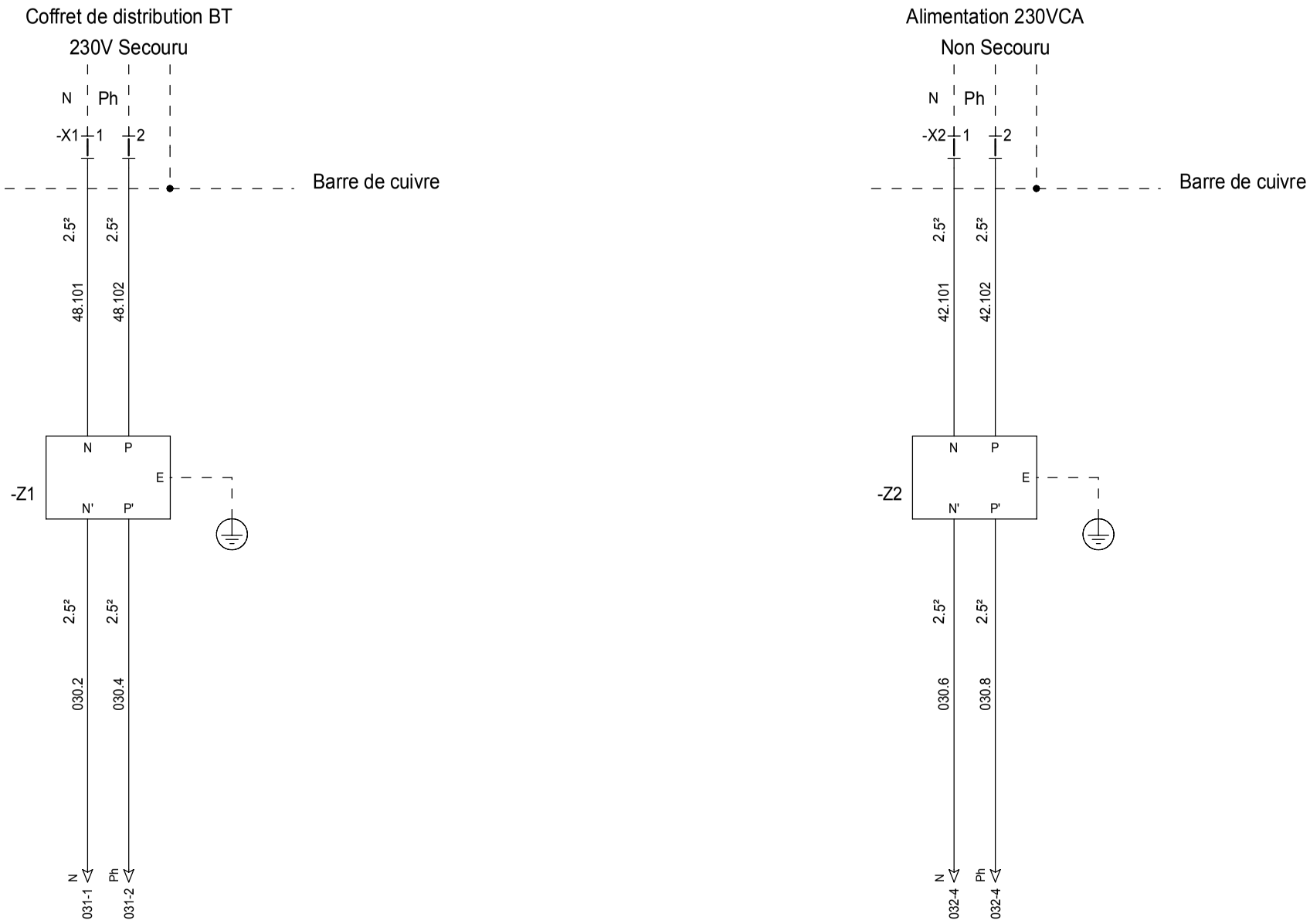


=N201
+AL01

The technical information contained in this document is the exclusive property of Schneider Electric Industries S.A.S and cannot be used or disclosed to third parties of any kind without its written consent. Only those drawings and diagrams marked "for construction" or "approved for construction" are intended for execution. All drawings should be used only when the apparatus are in open position, drawn out with operating mechanism discharged and all power sources off.

Les informations techniques contenues dans ce document sont la propriete exclusive de Schneider Electric Industries S.A.S et ne peuvent etre utilisees ou divulguees a des tiers quels qu'ils soient sans son accord ecrit. Seuls nous engagent pour ce schéma sont en position ouvert - désarmés - débroches - toutes sources coupées.

| Ind. Rev | Date Date | Modification / Modification | Archiv. Micro-filmed | Ind. Rev | Date Date | Modification / Modification | Archiv. Micro-filmed |
|---|---|---|---|---|---|---|---|
| 02 | 30/08/2010 | TQC usine | | | | | |
| 00 | 30/03/2010 | Edition originale / First issue | | | | | |

Distribution des polarités

POWER SUPPLY

JUMBO SCORE 400

SAINT PIERRE

Schneider Electric

| Projet - No commande Project - Order No. | Indice Rev | Folio Sheet |
|---|---|---|
| 0298133200 EW3TF0064 | 02 | 030 |

A3 suite - 01/2008

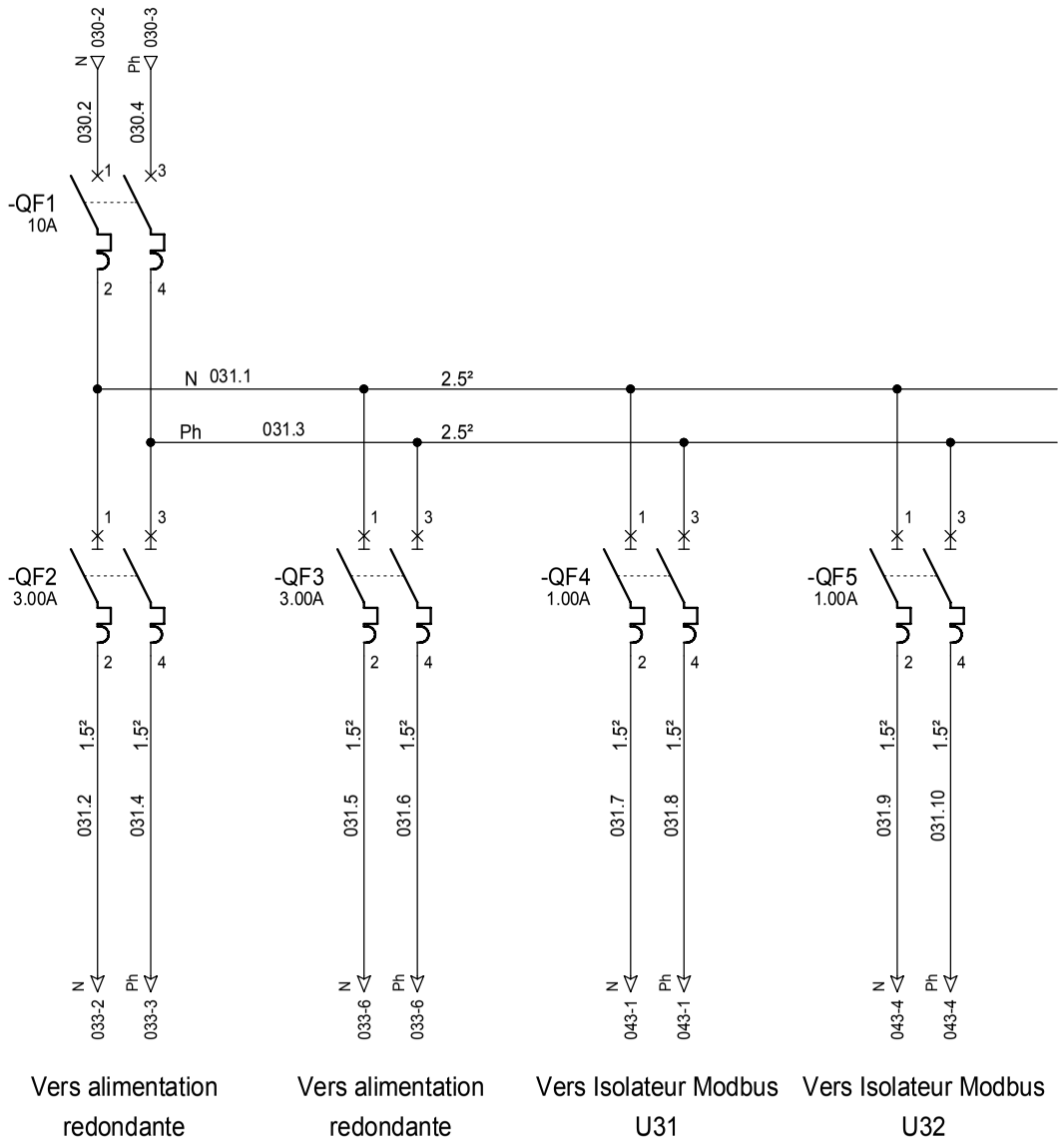


=N201
+AL01

The technical information contained in this document is the exclusive property of Schneider Electric Industries S.A.S and cannot be used or disclosed to third parties of any kind without its written consent. Only those drawings and diagrams marked "for construction" or "approved for construction" are to be used for the purpose of wiring. All drawings are in open position, drawn out with operating mechanism discharged and all power sources off.

Les informations techniques contenues dans ce document sont la propriete exclusive de Schneider Electric Industries S.A.S et ne peuvent etre utilisees ou divulguees a des tiers quels qu'ils soient sans son accord ecrit. Seuls nous engagent les schemas et plans "a construire" ou "approuves pour construire". Tous les schemas sont en position ouvert - desarmes - debrochés - toutes sources coupées.

| Ind. Rev | Date Date | Modification / Modification | Archiv. Micro-filmed | Ind. Rev | Date Date | Modification / Modification | Archiv. Micro-filmed |
|---|---|---|---|---|---|---|---|
| 00 | 30/03/2010 | Edition originale / First issue | | | | | |

Distribution des polarités

POWER SUPPLY

JUMBO SCORE 400

SAINT PIERRE

Schneider Electric

| Projet - No commande Project - Order No. | Indice Rev | Folio Sheet |
|---|---|---|
| 0298133200 EW3TF0064 | 00 | 031 |

A3 suite - 01/2008

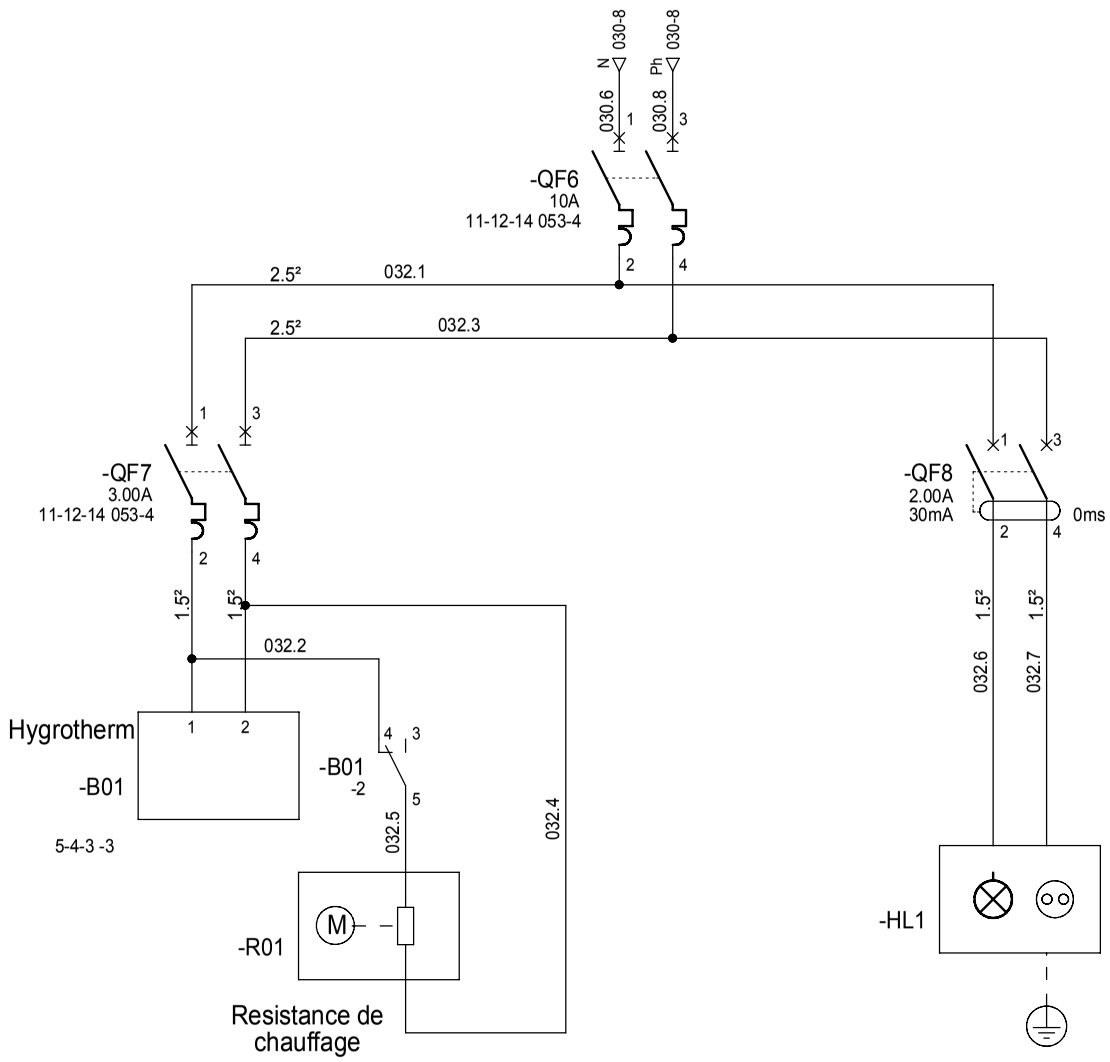


=N201
+AL01

The technical information contained in this document is the exclusive property of Schneider Electric Industries S.A.S and cannot be used or disclosed to third parties of any kind without its written consent. Only those drawings and diagrams marked "for order" or "for production" are valid for production. All devices shown in this diagram are in open position, drawn out with operating mechanism discharged and all power sources off.

Les informations techniques contenues dans ce document sont la propriete exclusive de Schneider Electric Industries S.A.S et ne peuvent etre utilisees ou divulguees a des tiers quels qu'ils soient sans son accord ecrit. Seuls nous engagent ceux marqués "pour commande" ou "pour production". Les appareils representés sur ce schéma sont en position ouvert - désarmés - débrochés - toutes sources coupées.

| Ind. Rev | Date Date | Modification / Modification | Archiv. Micro-filmed | Ind. Rev | Date Date | Modification / Modification | Archiv. Micro-filmed |
|---|---|---|---|---|---|---|---|
| 02 | 30/08/2010 | TQC usine | | | | | |
| 00 | 30/03/2010 | Edition originale / First issue | | | | | |

Distribution des polarités

POWER SUPPLY

JUMBO SCORE 400

SAINT PIERRE

Schneider Electric

| Projet - No commande Project - Order No. | Indice Rev | Folio Sheet |
|---|---|---|
| 0298133200 EW3TF0064 | 02 | 032 |

A3 suite - 01/2008

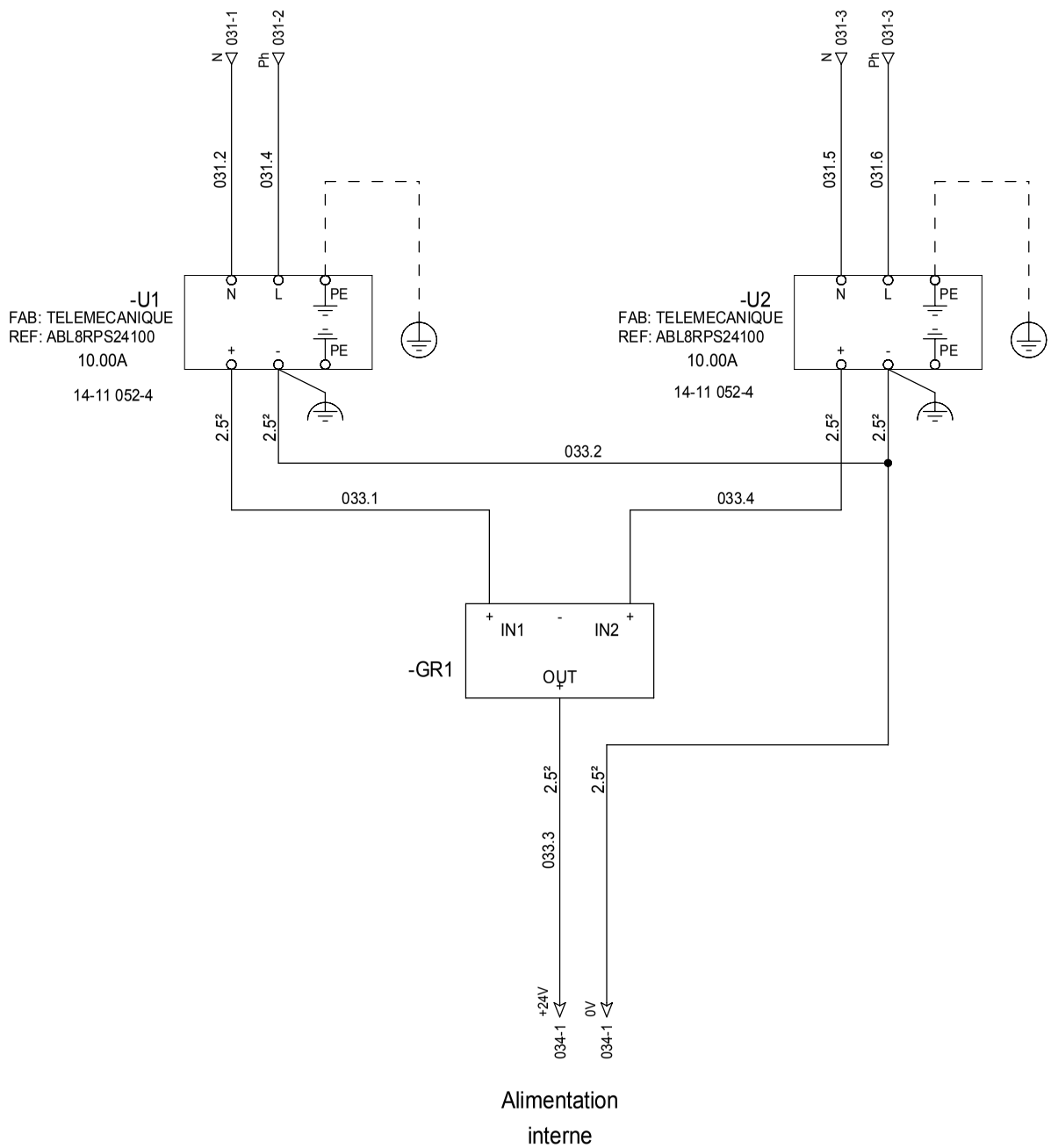


=N201
+AL01

The technical information contained in this document is the exclusive property of Schneider Electric Industries S.A.S and cannot be used or disclosed to third parties of any kind without its written consent. Only those drawings and diagrams marked "approved for construction" or "approved for execution" may be used. Always ensure that the circuits are in open position, drawn out with operating mechanism discharged and all power sources off.

Les informations techniques contenues dans ce document sont la propriete exclusive de Schneider Electric Industries S.A.S et ne peuvent etre utilisees ou divulguees a des tiers quels qu'ils soient sans son accord ecrit. Seuls nous engagent ceux des schemas marques "pour construction" ou "pour execution". Les appareils representes sur ce schéma sont en position ouvert - désarmés - débrochés - toutes sources coupées.

| Ind. Rev | Date Date | Modification / Modification | Archiv. Micro-filmed | Ind. Rev | Date Date | Modification / Modification | Archiv. Micro-filmed |
|---|---|---|---|---|---|---|---|
| 02 | 30/08/2010 | TQC usine | | | | | |
| 00 | 30/03/2010 | Edition originale / First issue | | | | | |

Distribution des polarités
Module redondant

POWER SUPPLY
REDUNDANCY MODULE

JUMBO SCORE 400

SAINT PIERRE

Schneider Electric

| Projet - No commande Project - Order No. | Indice Rev | Folio Sheet |
|---|---|---|
| 0298133200 EW3TF0064 | 02 | 033 |

A3 suite - 01/2008

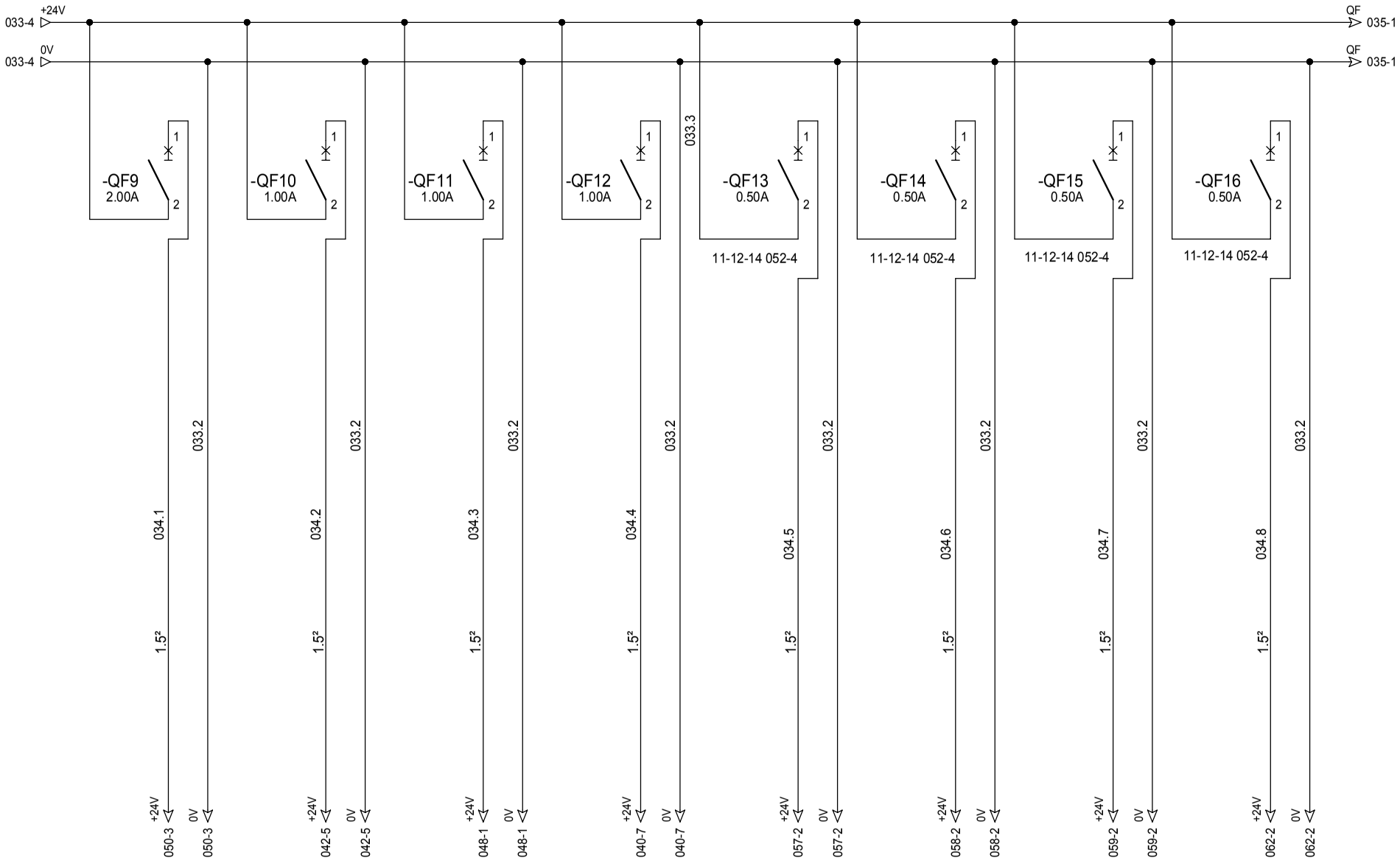


| Alimentation Extension 24Vcc IRIO | Alimentation PC de Telegestion | Alimentation Switch U41 | Alimentation Etic et Relais EDF | Alimentation Relayage A042 | Alimentation Relayage A043 | Alimentation Relayage A044 | Alimentation Relayage A053 |
|---|---|---|---|---|---|---|---|

=N201
+AL01

The technical information contained in this document is the exclusive property of Schneider Electric Industries S.A.S and cannot be used or disclosed to third parties of any kind without its written consent. Only those drawings and diagrams marked "Issued for order" or "Issued for approval" may be used for manufacture. All diagrams are in open position, drawn out with operating mechanism discharged and all power sources off.

Les informations techniques contenues dans ce document sont la propriete exclusive de Schneider Electric Industries S.A.S et ne peuvent etre utilisees ou divulguees a des tiers quels qu'ils soient sans son accord ecrit. Seuls nous engagent les documents marqués "Emis pour commande" et "Emis pour approbation". Les appareils representes sur ce schéma sont en position ouvert - désarmés - débroches - toutes sources coupées.

| Ind. Rev | Date Date | Modification / Modification | Archiv. Micro-filmed | Ind. Rev | Date Date | Modification / Modification | Archiv. Micro-filmed |
|---|---|---|---|---|---|---|---|
| 00 | 30/03/2010 | Edition originale / First issue | | | | | |

Distribution des polarités
24V CC

POWER SUPPLY
24V DC

JUMBO SCORE 400

SAINT PIERRE

Schneider Electric

| Projet - No commande Project - Order No. | Indice Rev | Folio Sheet |
|---|---|---|
| 0298133200 EW3TF0064 | 00 | 034 |

A3 suite - 01/2008

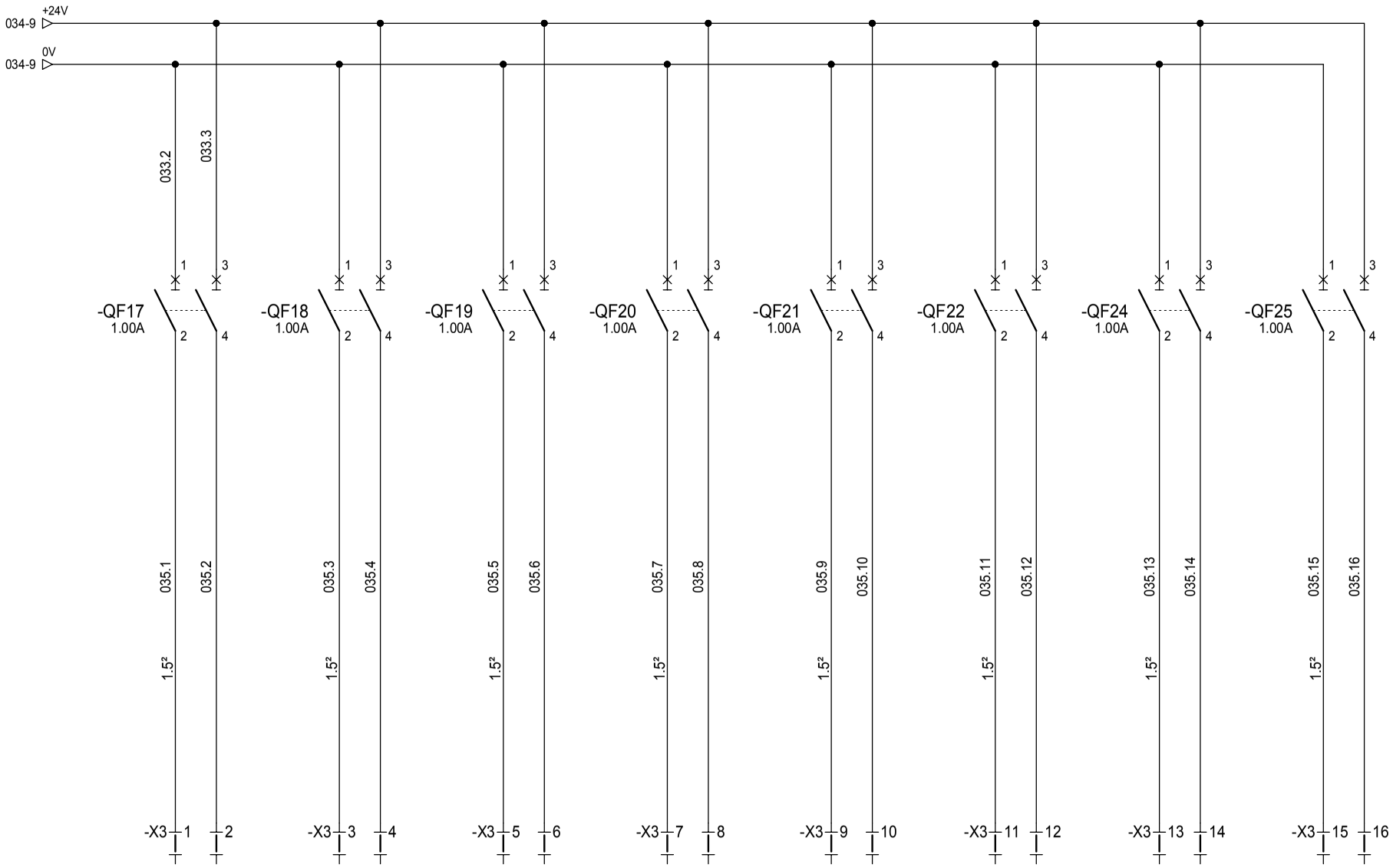


=N201
+AL01

Alimentation Passerelle Onduleur INV1.

Alimentation Passerelle Onduleur INV2

Alimentation Passerelle Onduleur INV3

Alimentation Passerelle Onduleur INV4

Alimentation Passerelle Onduleur INV5

Alimentation Passerelle Onduleur INV6

Alimentation Passerelle Onduleur INV7

Alimentation Passerelle Onduleur INV8

The technical information contained in this document is the exclusive property of Schneider Electric Industries S.A.S and cannot be used or disclosed to third parties of any kind without its written consent. Only those drawings and diagrams marked "for order" or "for approval" are binding. All devices shown in the diagrams are in open position, drawn out with operating mechanism discharged and all power sources off.

Les informations techniques contenues dans ce document sont la propriete exclusive de Schneider Electric Industries S.A.S et ne peuvent etre utilisees ou divulguees a des tiers quels qu'ils soient sans son accord ecrit. Seuls nous engagent les documents marqués "pour commande" et "pour approbation". Les appareils representes sur ce schéma sont en position ouvert - désarmés - débroches - toutes sources coupées.

| Ind. Rev | Date Date | | Archiv. Micro-filmed | Ind. Rev | Date Date | Modification / Modification | Archiv. Micro-filmed |
|---|---|---|---|---|---|---|---|
| 00 | 30/03/2010 | Edition originale / First issue | | | | | |

Distribution des polarités
24V CC

POWER SUPPLY
24V DC

JUMBO SCORE 400

SAINT PIERRE

Schneider Electric

| Projet - No commande Project - Order No. | Indice Rev | Folio Sheet |
|---|---|---|
| 0298133200 EW3TF0064 | 00 | 035 |

The technical information contained in this document is the exclusive property of Schneider Electric Industries S.A.S and cannot be used or disclosed to third parties of any kind without its written consent. Only those drawings and diagrams marked "for construction" or "for manufacture" may be used for wiring or assembly. All devices shown in the diagrams are in open position, drawn out with operating mechanism discharged and all power sources off.

Les informations techniques contenues dans ce document sont la propriete exclusive de Schneider Electric Industries S.A.S et ne peuvent etre utilisees ou divulguees a des tiers quels qu'ils soient sans son accord ecrit. Seuls nous engagent les dessins et schemas marqués "pour construction" ou "pour fabrication". Les appareils representés sur ce schéma sont en position ouvert - désarmés - débrochés - toutes sources coupées.

# Raccordement direct sur bornes relais

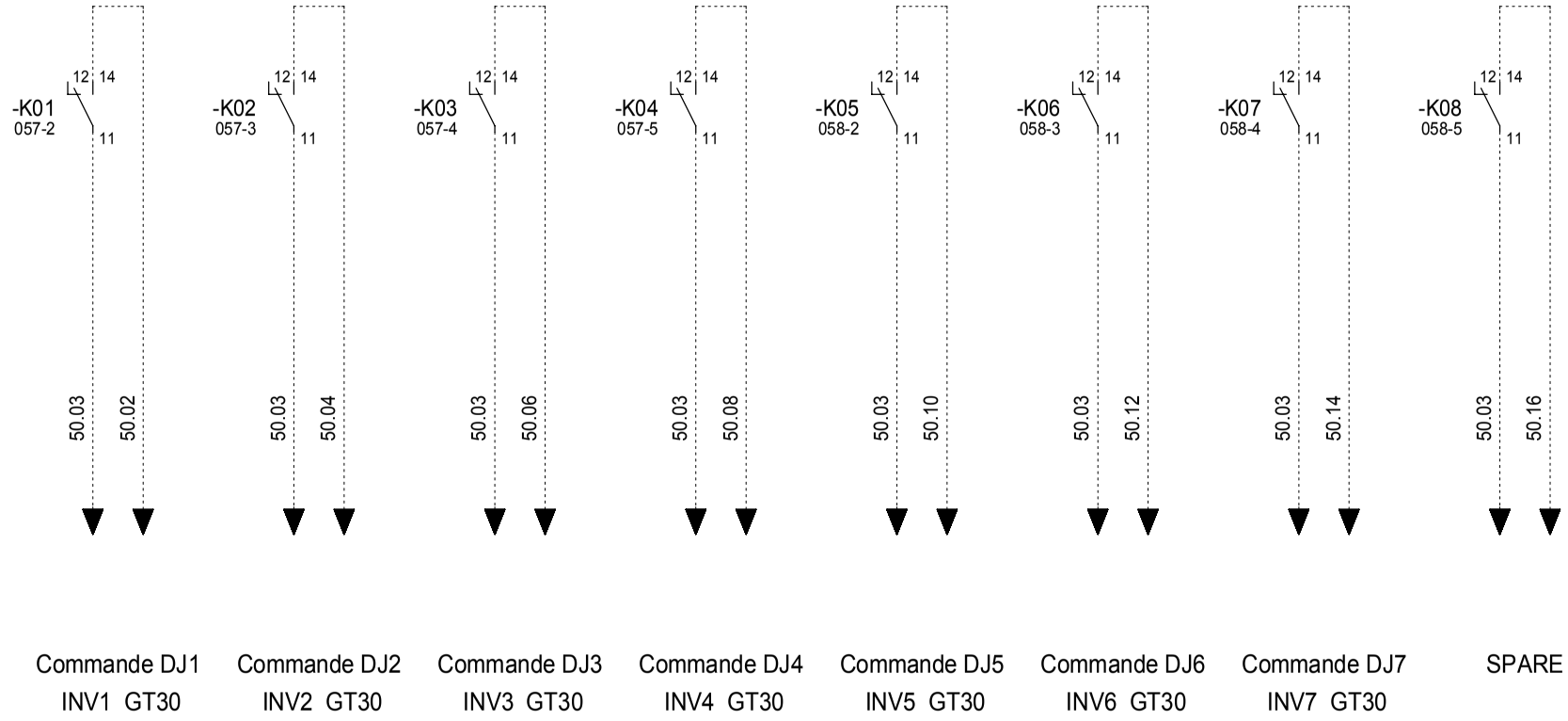


=N201
+AL01

| Ind. Rev | Date Date | Modification / Modification | Archiv. Micro-filmed | Ind. Rev | Date Date | Modification / Modification | Archiv. Micro-filmed |
|---|---|---|---|---|---|---|---|
| 02 | 30/08/2010 | TQC usine | | | | | |
| 01 | 07/05/2010 | | | | | | |
| 00 | 30/03/2010 | Edition originale / First issue | | | | | |

Commande
COMMAND

JUMBO SCORE 400
SAINT PIERRE

Schneider Electric

| Projet - No commande Project - Order No. | Indice Rev | Folio Sheet |
|---|---|---|
| 0298133200 EW3TF0064 | 02 | 036 |

The technical information contained in this document is the exclusive property of Schneider Electric Industries S.A.S and cannot be used or disclosed to third parties of any kind without its written consent. Only those drawings and diagrams marked "for construction" are binding for execution. All devices shown in the diagrams are in open position, drawn out with operating mechanism discharged and all power sources off.

Les informations techniques contenues dans ce document sont la propriete exclusive de Schneider Electric Industries S.A.S et ne peuvent etre utilisees ou divulguees a des tiers quels qu'ils soient sans son accord ecrit. Seuls nous engagent ceux marques "pour construction". Les appareils representes sur ce schéma sont en position ouvert - désarmés - débrochés - toutes sources coupées.

# Raccordement direct sur bornes relais

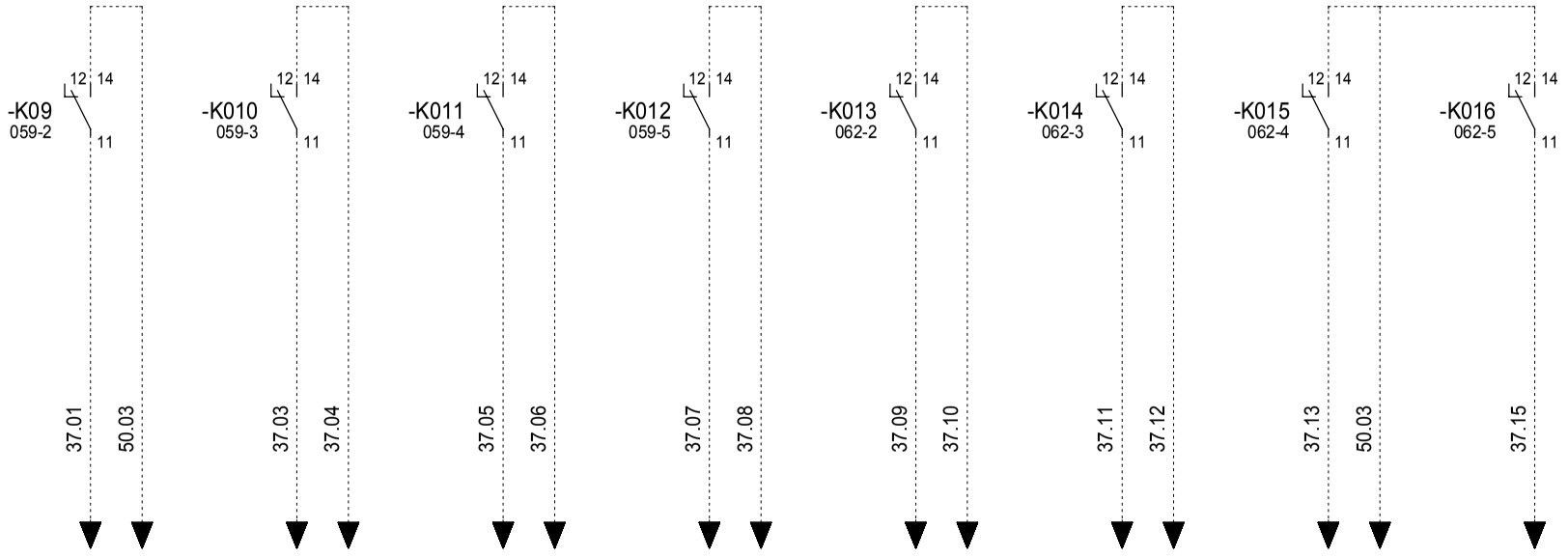


| Commande ouverture (pulse) DJTR1 | Commande fermeture (pulse) DJTR1 | Commande réarmement Chargeur 48V | spare | Commande ouverture (pulse) QMPTR1 | Commande fermeture (pulse) QMPTR1 | Commande ouverture (pulse) INV8 GT100 | Commande fermeture (pulse) INV8 GT100 |
|---|---|---|---|---|---|---|---|

=N201
+AL01

| Ind. Rev | Date Date | Modification / Modification | Archiv. Micro-filmed | Ind. Rev | Date Date | Modification / Modification | Archiv. Micro-filmed |
|---|---|---|---|---|---|---|---|
| 02 | 30/08/2010 | TQC usine | | | | | |
| 01 | 07/05/2010 | | | | | | |
| 00 | 30/03/2010 | Edition originale / First issue | | | | | |

Commande

COMMAND

JUMBO SCORE 400

SAINT PIERRE

Schneider Electric

| Projet - No commande Project - Order No. | Indice Rev | Folio Sheet |
|---|---|---|
| 0298133200 EW3TF0064 | 02 | 037 |

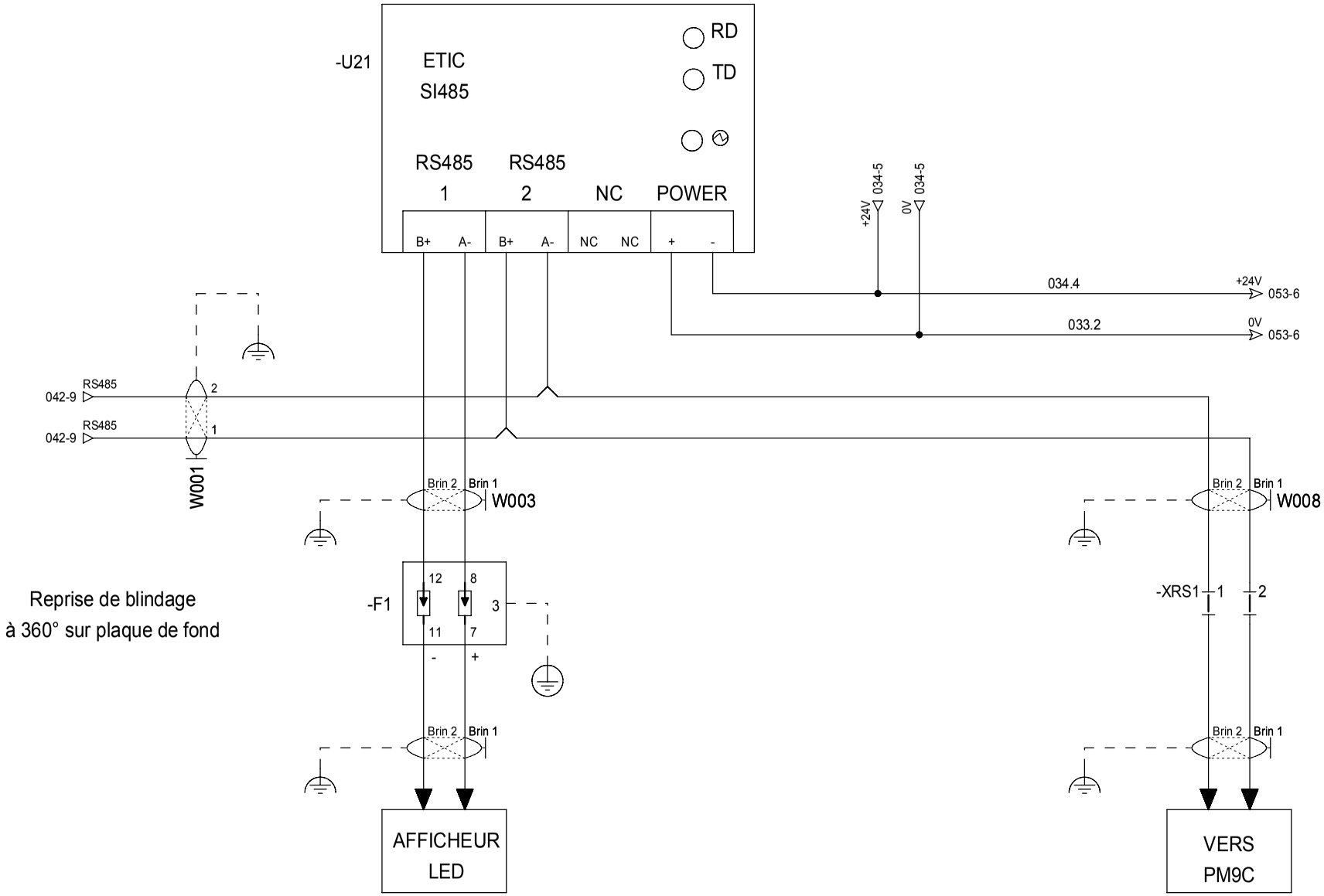


=N201
+AL01

The technical information contained in this document is the exclusive property of Schneider Electric Industries S.A.S and cannot be used or disclosed to third parties of any kind without its written consent. Only those drawings and diagrams marked "for order" or "for approval" may be used for manufacturing purposes. All devices shown in the diagrams are in open position, drawn out with operating mechanism discharged and all power sources off.

Les informations techniques contenues dans ce document sont la propriete exclusive de Schneider Electric Industries S.A.S et ne peuvent etre utilisees ou divulguees a des tiers quels qu'ils soient sans son accord ecrit. Seuls nous engagent ceux qui portent la mention "a fin de commande" ou "a fin d'approbation". Les appareils representes sur ce schéma sont en position ouvert - désarmés - débrochés - toutes sources coupées.

| Ind. Rev | Date Date | Modification / Modification | Archiv. Micro-filmed | Ind. Rev | Date Date | Modification / Modification | Archiv. Micro-filmed |
|---|---|---|---|---|---|---|---|
| 00 | 30/03/2010 | Edition originale / First issue | | | | | |

Isolateur de ligne

JUMBO SCORE 400

SAINT PIERRE

Schneider Electric

| Projet - No commande / Project - Order No. | Indice / Rev | Folio / Sheet |
|---|---|---|
| 0298133200 EW3TF0064 | 00 | 040 |

A3 suite - 01/2008

The technical information contained in this document is the exclusive property of Schneider Electric Industries S.A.S and cannot be used or disclosed to third parties of any kind without its written consent. Only those drawings and diagrams marked "for construction" or "for execution" are binding for execution. All devices shown in the diagrams are in open position, drawn out with operating mechanism discharged and all power sources off.

Les informations techniques contenues dans ce document sont la propriete exclusive de Schneider Electric Industries S.A.S et ne peuvent etre utilisees ou divulguees a des tiers quels qu'ils soient sans son accord ecrit. Seuls nous engagent ceux qui sont marqués "pour construire" ou "pour executer". Les appareils representés sur ce schéma sont en position ouvert - désarmés - débroches - toutes sources coupées.

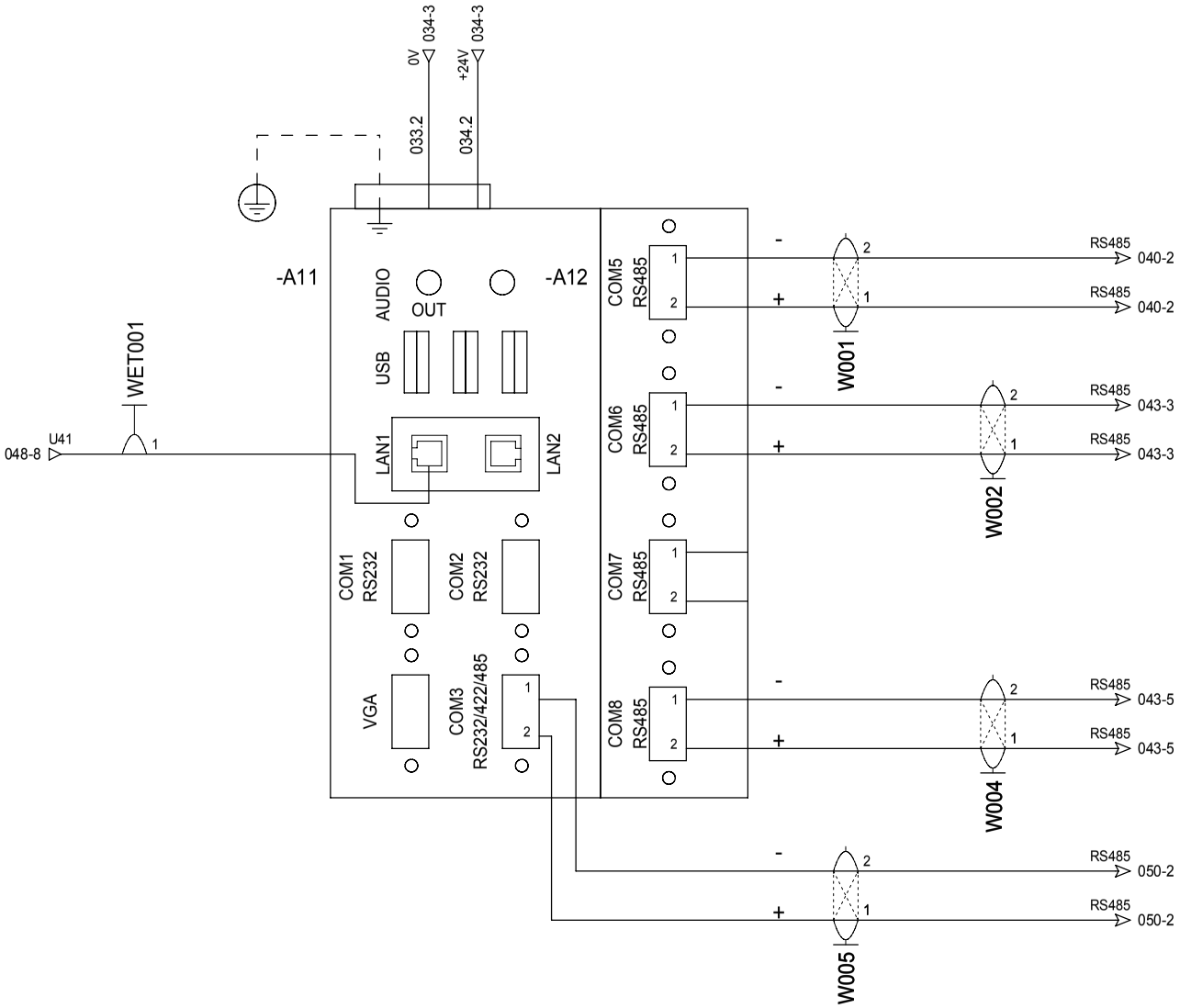


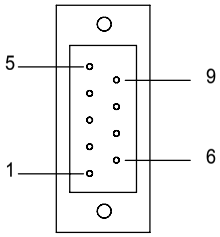


| PIN | RS-485 |
|---|---|
| 1 | Data- |
| 2 | Data+ |
| 3 | NC |
| 4 | NC |
| 5 | GND |
| 6 | NC |
| 7 | NC |
| 8 | NC |
| 9 | NC |

=N201
+AL01

| Ind. Rev | Date Date | Modification / Modification | Archiv. Micro-filmed | Ind. Rev | Date Date | Modification / Modification | Archiv. Micro-filmed |
|---|---|---|---|---|---|---|---|
| 02 | 30/08/2010 | TQC usine | | | | | |
| 00 | 30/03/2010 | Edition originale / First issue | | | | | |

PC de télégestion
UNO-1170E

EMBEDDED AUTOMATION COMPUTER

JUMBO SCORE 400

SAINT PIERRE

Schneider Electric

| Projet - No commande Project - Order No. | Indice Rev | Folio Sheet |
|---|---|---|
| 0298133200 EW3TF0064 | 02 | 042 |

A3 suite - 01/2008

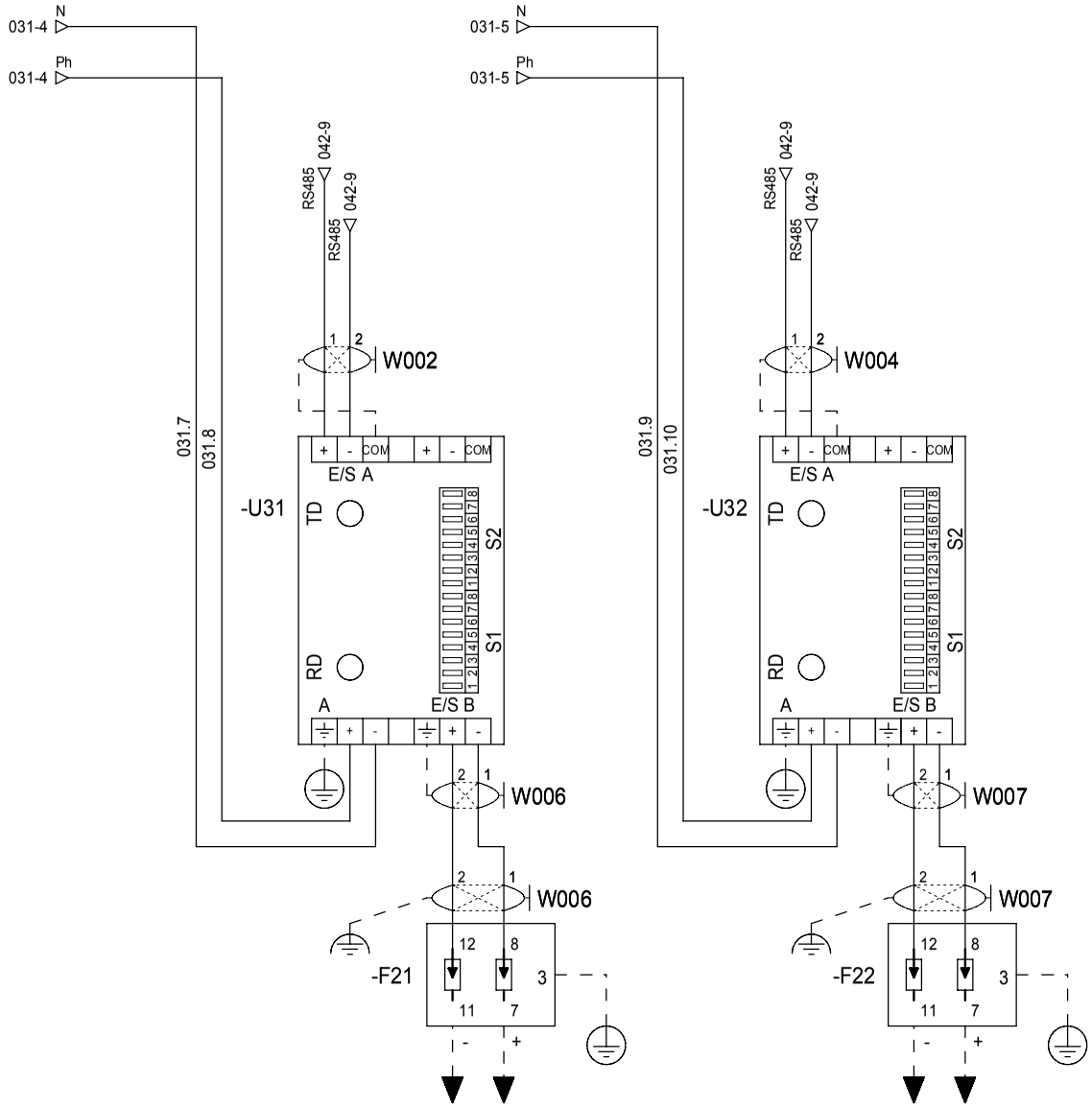


Raccordement sur parafoudre avec reprise de blindage à 360° Vers Array Box Toitures

Raccordement sur parafoudre avec reprise de blindage à 360° Vers Array Box Ombrières

Configuration Switch -U31/32

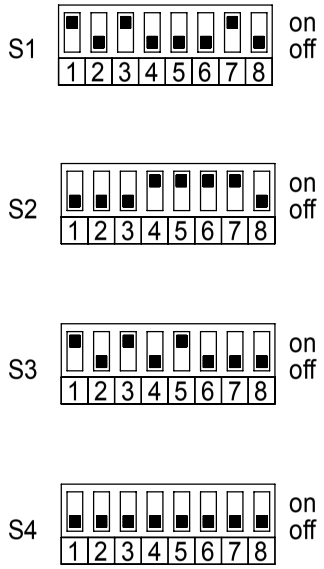


Vue de dessus de -U31/32

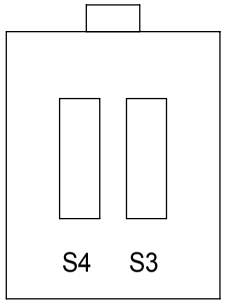


=N201
+AL01

The technical information contained in this document is the exclusive property of Schneider Electric Industries S.A.S and cannot be used or disclosed to third parties of any kind without its written consent. Only those drawings and diagrams marked "for order" or "for construction" are binding in the event of a dispute. All drawings shown in this document are in open position, drawn out with operating mechanism discharged and all power sources off.

Les informations techniques contenues dans ce document sont la propriete exclusive de Schneider Electric Industries S.A.S et ne peuvent etre utilisees ou divulguees a des tiers quels qu'ils soient sans son accord ecrit. Seuls nous engagent ceux des schémas marqués « pour ordre » et « pour construction ». Les schémas ne figurent que les appareils représentés sur ce schéma sont en position ouvert - désarmés - débrochés - toutes sources coupées.

| Ind. Rev | Date Date | | Archiv. Micro-filmed | Ind. Rev | Date Date | Modification / Modification | Archiv. Micro-filmed |
|---|---|---|---|---|---|---|---|
| 00 | 30/03/2010 | Edition originale / First issue | | | | | |

Extenseur Modbus RS485
24V CC

RS485 LINK EXTENDER
24V DC

JUMBO SCORE 400

SAINT PIERRE

Schneider Electric

| Projet - No commande / Project - Order No. | Indice Rev | Folio Sheet |
|---|---|---|
| 0298133200 EW3TF0064 | 00 | 043 |

A3 suite - 01/2008

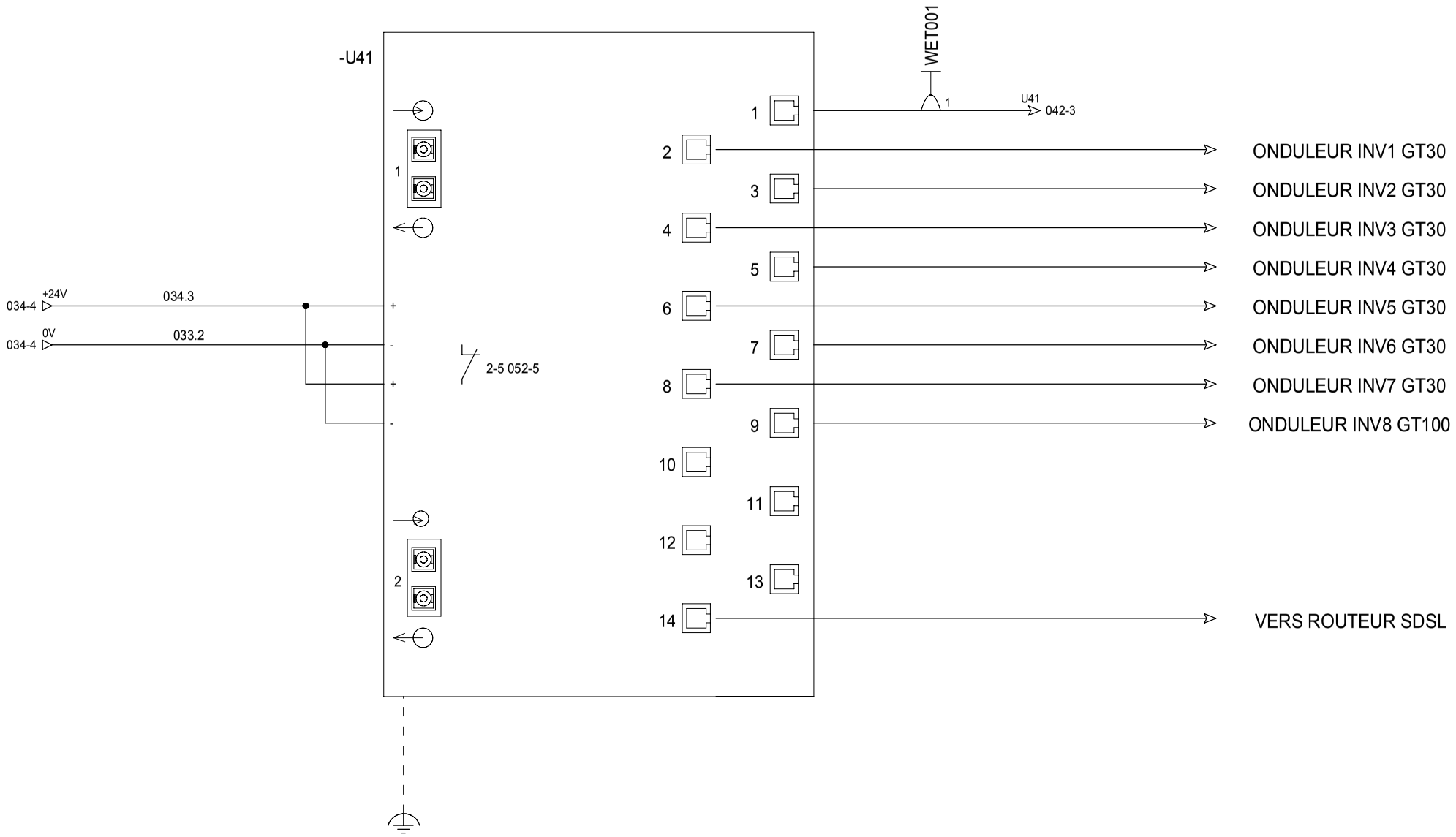


The technical information contained in this document is the exclusive property of Schneider Electric Industries S.A.S and cannot be used or disclosed to third parties of any kind without its written consent. Only those drawings and diagrams marked "approved for construction" are valid. All drawings shown in this diagram are in open position, drawn out with operating mechanism discharged and all power sources off.

Les informations techniques contenues dans ce document sont la propriete exclusive de Schneider Electric Industries S.A.S et ne peuvent etre utilisees ou divulguees a des tiers quels qu'ils soient sans son accord ecrit. Seuls nous engagent ce qui est marqué "pour construction". Les appareils representes sur ce schéma sont en position ouvert - désarmés - débrochés - toutes sources coupées.

| Ind. Rev | Date Date | Modification / Modification | Archiv. Micro-filmed | Ind. Rev | Date Date | Modification / Modification | Archiv. Micro-filmed |
|---|---|---|---|---|---|---|---|
| 00 | 30/03/2010 | Edition originale / First issue | | | | | |

Switch ethernet
14 PORTS 10/100 TX ET 2 PORTS 100 FX-MM

SWITCH 14TX/2FX-MM

JUMBO SCORE 400

SAINT PIERRE

Schneider Electric

| Projet - No commande Project - Order No. | Indice Rev | Folio Sheet |
|---|---|---|
| 0298133200 EW3TF0064 | 00 | 048 |

A3 suite - 01/2008

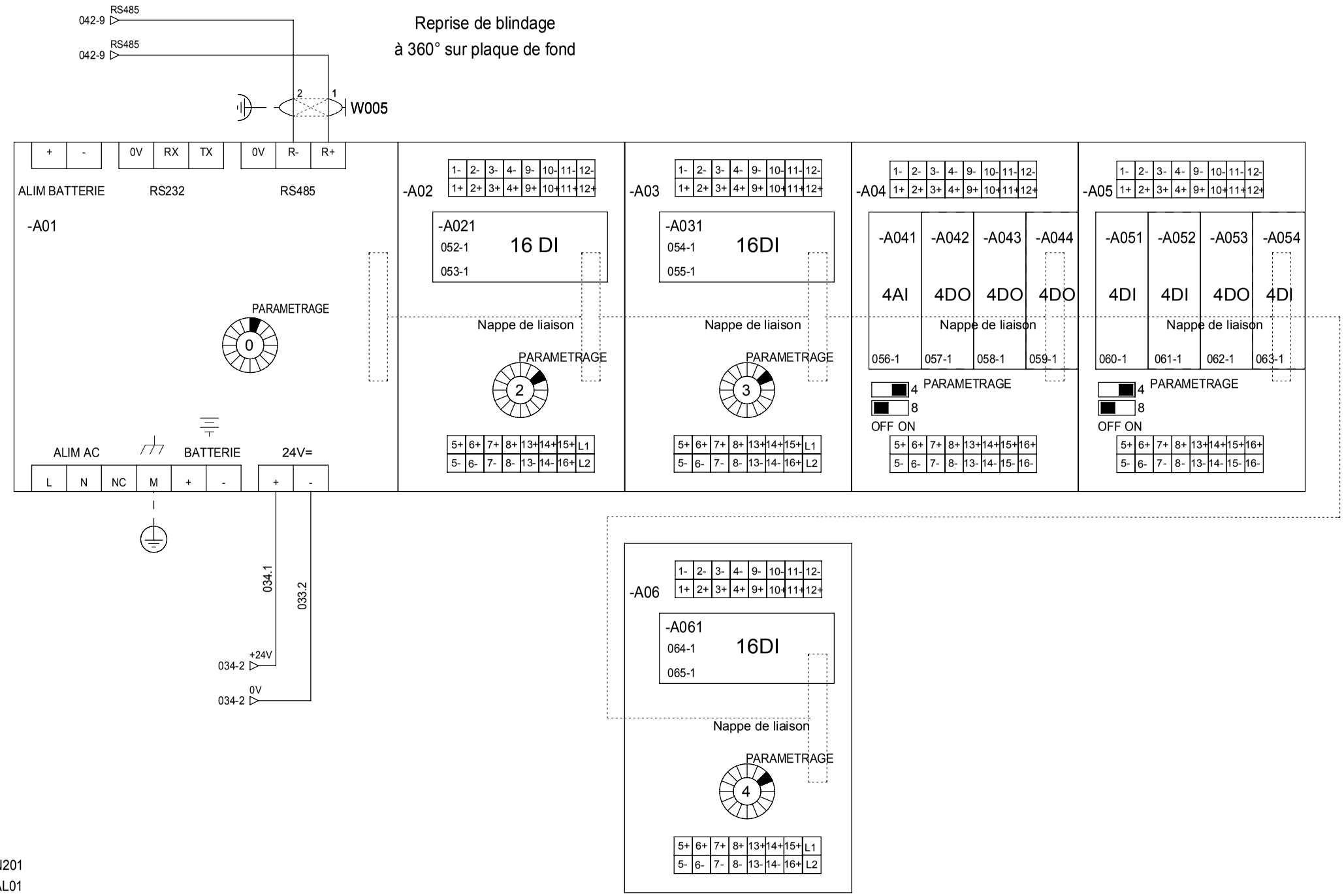


| Ind. Rev | Date Date | Modification / Modification | Archiv. Micro-filmed | Ind. Rev | Date Date | Modification / Modification | Archiv. Micro-filmed |
|---|---|---|---|---|---|---|---|
| 00 | 30/03/2010 | Edition originale / First issue | | | | | |

API NAPAC

PLC NAPAC

JUMBO SCORE 400

SAINT PIERRE

Schneider Electric

| Projet - No commande Project - Order No. | Indice Rev | Folio Sheet |
|---|---|---|
| 0298133200 EW3TF0064 | 00 | 050 |

A3 suite - 01/2008

The technical information contained in this document is the exclusive property of Schneider Electric Industries S.A.S and cannot be used or disclosed to third parties of any kind without its written consent. Only those drawings and diagrams bearing the mention "approved for construction" are to be used for the purpose of building the equipment. All drawings are in open position, drawn out with operating mechanism discharged and all power sources off.

Les informations techniques contenues dans ce document sont la propriete exclusive de Schneider Electric Industries S.A.S et ne peuvent etre utilisees ou divulguees a des tiers quels qu'ils soient sans son accord ecrit. Seuls nous engagent pour ce document les plans etiquetes "a utiliser pour construire" et les documents de la commande. Les appareils representes sur ce schéma sont en position ouvert - désarmés - débrochés - toutes sources coupées.

| LOCAL ONDULEURS<br>POSITION<br>PORTE | LOCAL TRANSFO<br>POSITION<br>PORTE | MONITORING<br>ALIMENTATION<br>24VDC | MONITORING<br>ETAT<br>SWITCH RESEAU | AUXILIAIRE<br>DISJONCTEUR AUXILIAIRE<br>NON PRIORITAIRE | SM6 CM<br>INFO CHIEN DE GARDE<br>SEPAM S48 | AUXILIAIRE<br>DISJONCTEUR PRODUCTION<br>PROTECTION PV | AUXILIAIRE<br>DISJONCTEUR<br>GENERAL |
|---|---|---|---|---|---|---|---|

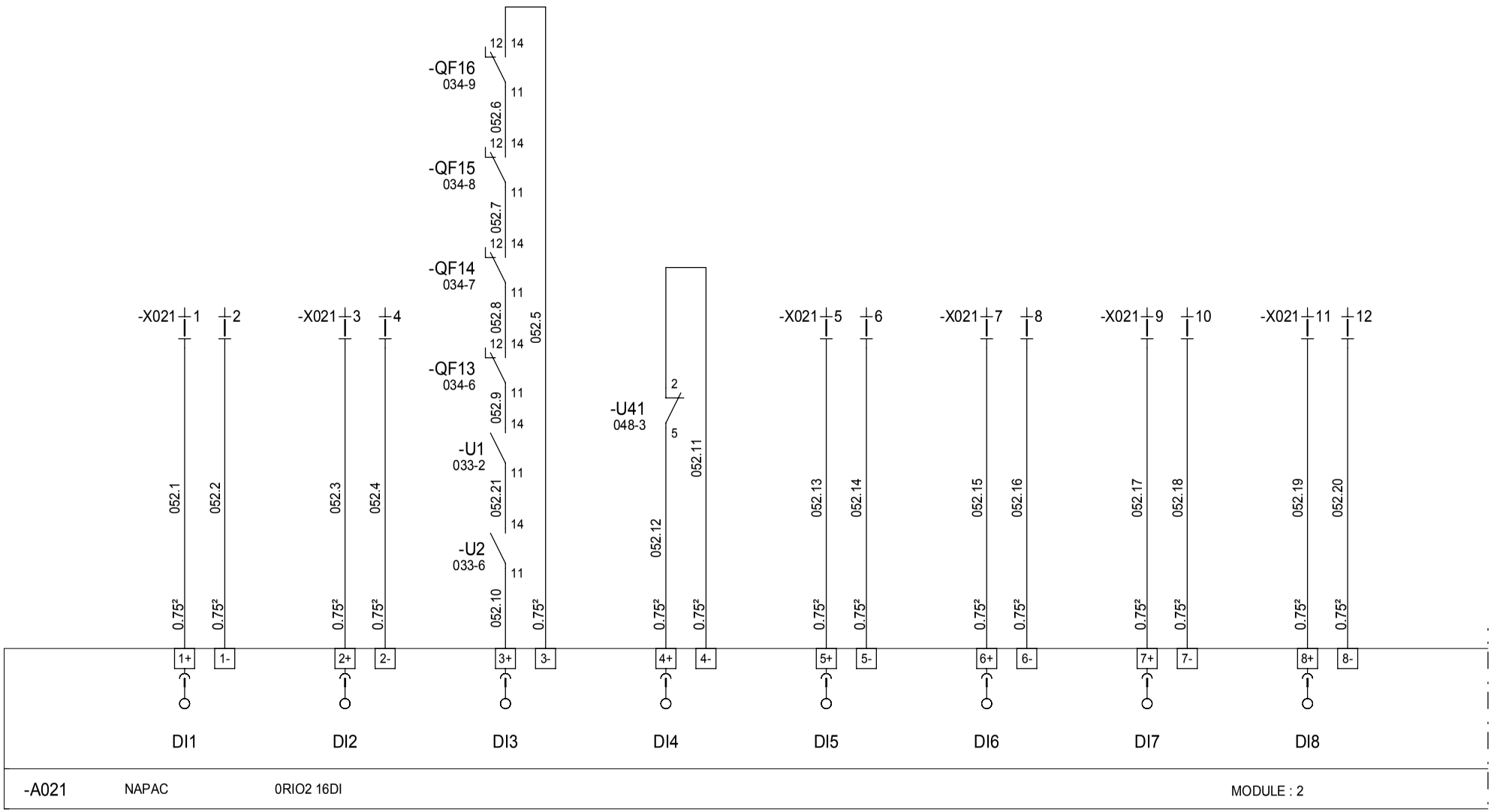


=N201
+AL01

| Ind. Rev | Date Date | Modification / Modification | Archiv. Micro-filmed | Ind. Rev | Date Date | Modification / Modification | Archiv. Micro-filmed |
|---|---|---|---|---|---|---|---|
| 02 | 30/08/2010 | TQC usine | | | | | |
| 01 | 07/05/2010 | | | | | | |
| 00 | 30/03/2010 | Edition originale / First issue | | | | | |

CARTE 16 ENTREES TOR
ENTREE 1 à 8
A021
DIGITAL INPUTS BOARD

JUMBO SCORE 400

SAINT PIERRE

Schneider Electric

| Projet - No commande<br>Project - Order No. | Indice<br>Rev | Folio<br>Sheet |
|---|---|---|
| 0298133200<br>EW3TF0064 | 02 | 052 |

A3 suite - 01/2008

The technical information contained in this document is the exclusive property of Schneider Electric Industries S.A.S and cannot be used or disclosed to third parties of any kind without its written consent. Only those drawings and diagrams marked "Approved for construction" are valid for building and wiring purposes. All devices shown in this diagram are in open position, drawn out with operating mechanism discharged and all power sources off.

Les informations techniques contenues dans ce document sont la propriete exclusive de Schneider Electric Industries S.A.S et ne peuvent etre utilisees ou divulguees a des tiers quels qu'ils soient sans son accord ecrit. Seuls nous engagent les dessins et schemas marqués "Approuvé pour construction". Les appareils représentés sur ce schéma sont en position ouvert - désarmés - débrochés - toutes sources coupées.

| AUXILIAIRE<br>SYNTHESE BF PARAFOUDRE BT | MONITORING<br>ETAT<br>ROUTEUR | MONITORING<br>ETAT<br>CHAUFFAGE | LOCAL MT<br>POSITION<br>PORTE | COMPTAGE<br>VENTE PAR<br>EDF | COMPTAGE<br>ACHAT PAR<br>EDF | AUXILIAIRE<br>DISJONCTEUR 230VAC<br>SECOURU SYNTHESE | MAGASIN<br>BOUTON<br>AU |
|---|---|---|---|---|---|---|---|

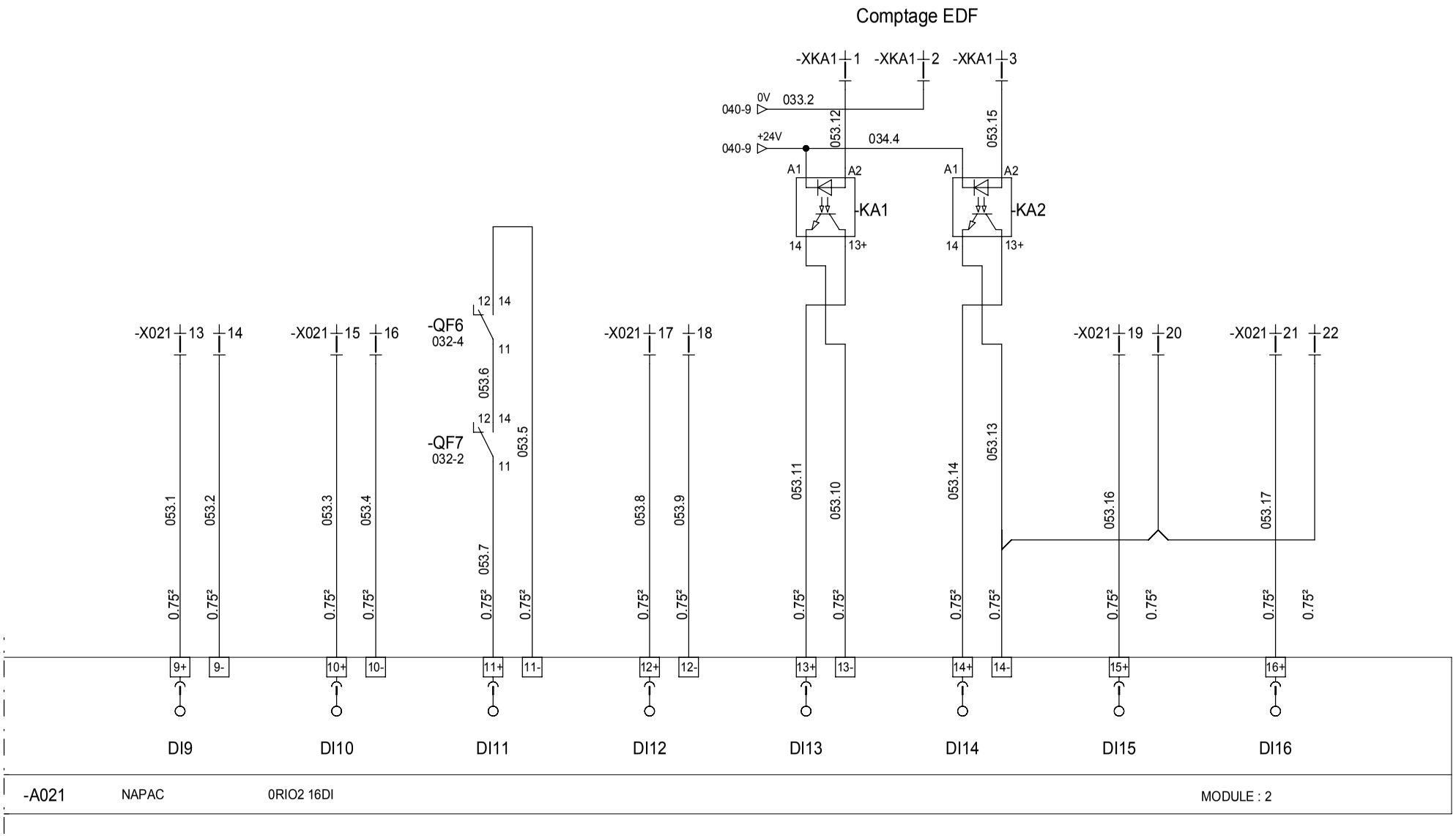


=N201
+AL01

| Ind. Rev | Date Date | Modification / Modification | Archiv. Micro-filmed | Ind. Rev | Date Date | Modification / Modification | Archiv. Micro-filmed |
|---|---|---|---|---|---|---|---|
| 02 | 30/08/2010 | TQC usine | | | | | |
| 00 | 30/03/2010 | Edition originale / First issue | | | | | |

CARTE 16 ENTREES TOR
ENTREE 9 à 16
A021
DIGITAL INPUTS BOARD

JUMBO SCORE 400

SAINT PIERRE

Schneider Electric

| Projet - No commande<br>Project - Order No. | Indice<br>Rev | Folio<br>Sheet |
|---|---|---|
| 0298133200<br>EW3TF0064 | 02 | 053 |

A3 suite - 01/2008

The technical information contained in this document is the exclusive property of Schneider Electric Industries S.A.S and cannot be used or disclosed to third parties of any kind without its written consent. Only those drawings and diagrams marked "Approved" or "Approved for building" are binding. All drawings shown in this diagram are in open position, drawn out with operating mechanism discharged and all power sources off.

Les informations techniques contenues dans ce document sont la propriete exclusive de Schneider Electric Industries S.A.S et ne peuvent etre utilisees ou divulguees a des tiers quels qu'ils soient sans son accord ecrit. Seuls nous engagent ceux qui sont marqués "Approuvé" ou "Approuvé pour construire". Les appareils représentés sur ce schéma sont en position ouvert - désarmés - débrochés - toutes sources coupées.

| UPS POSTE SYNTHESE ETAT UPS | UPS POSTE FONCTIONNEMENT SUR BATTERIES | UPS BATTERIES FAIBLES OU TRES FAIBLES | 48V MT SYNTHESE ETAT | 48V MT BATTERIES FAIBLES OU TRES FAIBLES | 48V MT FONCTIONNEMENT SUR BATTERIE | SM6 IM EDF2 POSITION INTERRUPTEUR | SM6 IM EDF2 POSITION SECTIONNEUR DE TERRE |
|---|---|---|---|---|---|---|---|

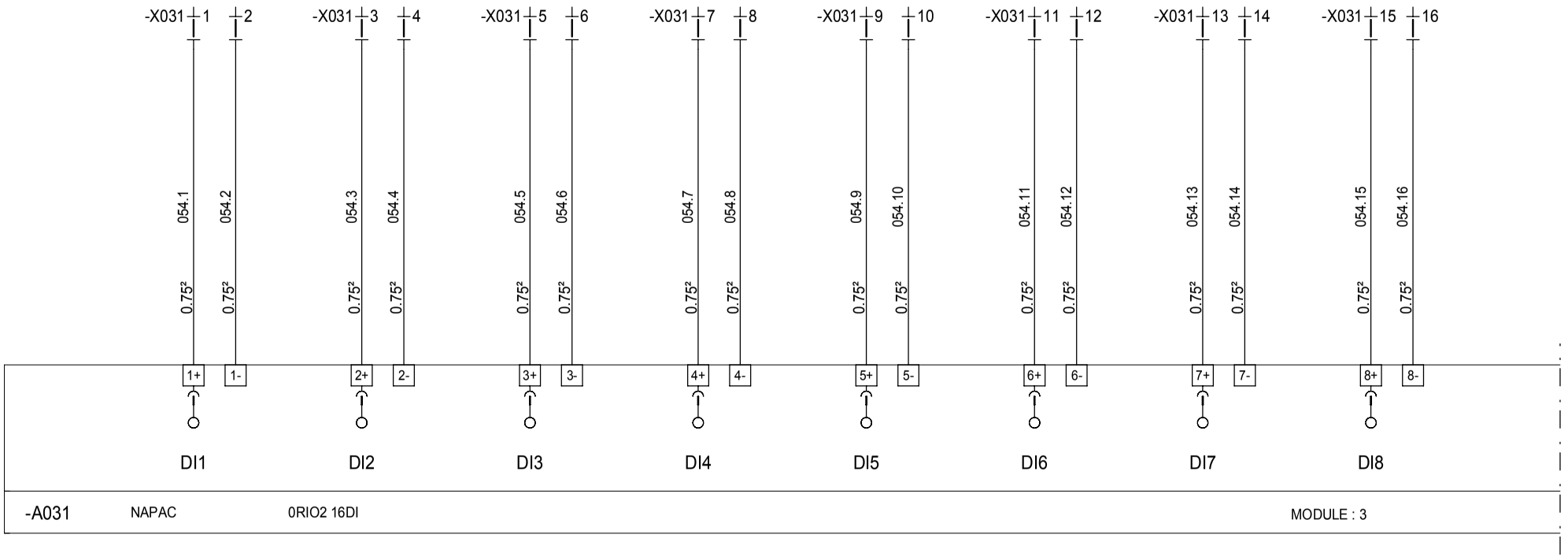


=N201
+AL01

| Ind. Rev | Date Date | Modification / Modification | Archiv. Micro-filmed | Ind. Rev | Date Date | Modification / Modification | Archiv. Micro-filmed |
|---|---|---|---|---|---|---|---|
| 00 | 30/03/2010 | Edition originale / First issue | | | | | |

CARTE 16 ENTREES TOR
ENTREE 9 à 16
A031
DIGITAL INPUTS BOARD

JUMBO SCORE 400

SAINT PIERRE

Schneider Electric

| Projet - No commande Project - Order No. | Indice Rev | Folio Sheet |
|---|---|---|
| 0298133200 EW3TF0064 | 00 | 054 |

The technical information contained in this document is the exclusive property of Schneider Electric Industries S.A.S and cannot be used or disclosed to third parties of any kind without its written consent. Only those drawings and diagrams marked "certified" or "approved" are valid for building or wiring purposes. All drawings shown in this document are in open position, drawn out with operating mechanism discharged and all power sources off.

Les informations techniques contenues dans ce document sont la propriete exclusive de Schneider Electric Industries S.A.S et ne peuvent etre utilisees ou divulguees a des tiers quels qu'ils soient sans son accord ecrit. Seuls nous engagent ceux qui sont marqués "certifie" ou "approuve". Les schémas et dessins ne sont valables que pour les appareils représentés sur ce schéma sont en position ouvert - désarmés - débroches - toutes sources coupées.

| SM6 CM<br>FUSION<br>FUSIBLE | SM6 CM<br>POSITION<br>DISJ. MESURE U | TR1<br>DMCR<br>DECLENCHEMENT | TR1<br>DMCR<br>ALARME SEUIL 1 | SM6 QM<br>COMMANDE<br>EN LOCAL | TGBT<br>POSITION<br>DJ1 INV1 | TGBT<br>POSITION<br>DJ2 INV2 | TGBT<br>POSITION<br>DJ3 INV3 |
|---|---|---|---|---|---|---|---|

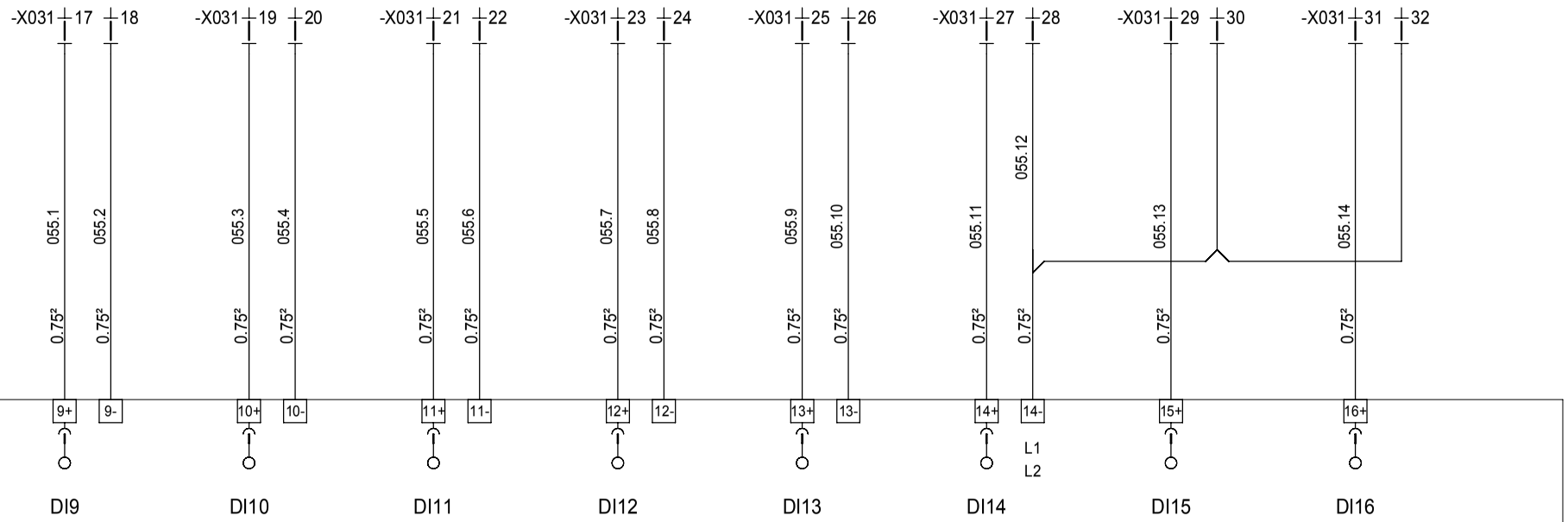


-A031 NAPAC 0RIO2 16DI MODULE : 3

=N201
+AL01

| Ind. Rev | Date Date | Modification / Modification | Archiv. Micro-filmed | Ind. Rev | Date Date | Modification / Modification | Archiv. Micro-filmed |
|---|---|---|---|---|---|---|---|
| 00 | 30/03/2010 | Edition originale / First issue | | | | | |

CARTE 16 ENTREES TOR
ENTREE 1 à 8
A031
DIGITAL INPUTS BOARD

JUMBO SCORE 400

SAINT PIERRE

Schneider Electric

| Projet - No commande<br>Project - Order No. | Indice<br>Rev | Folio<br>Sheet |
|---|---|---|
| 0298133200<br>EW3TF0064 | 00 | 055 |

The technical information contained in this document is the exclusive property of Schneider Electric Industries S.A.S and cannot be used or disclosed to third parties of any kind without its written consent. Only those drawings and diagrams marked "Certified" or "Approved" or those bearing an "Issued for execution" stamp are binding. All devices shown in the diagrams are in open position, drawn out with operating mechanism discharged and all power sources off.

Les informations techniques contenues dans ce document sont la propriete exclusive de Schneider Electric Industries S.A.S et ne peuvent etre utilisees ou divulguees a des tiers quels qu'ils soient sans son accord ecrit. Seuls nous engagent les documents marqués "Certifie" ou "Approuve" ou ceux comportant le cachet "Emis pour execution". Les appareils representes sur ce schéma sont en position ouvert - désarmés - débrochés - toutes sources coupées.

| TEMPERATURE INTERIEURE POSTE | TEMPERATURE EXTERIEURE POSTE (COTE OMBRE) | RESERVE | RESERVE |
|---|---|---|---|

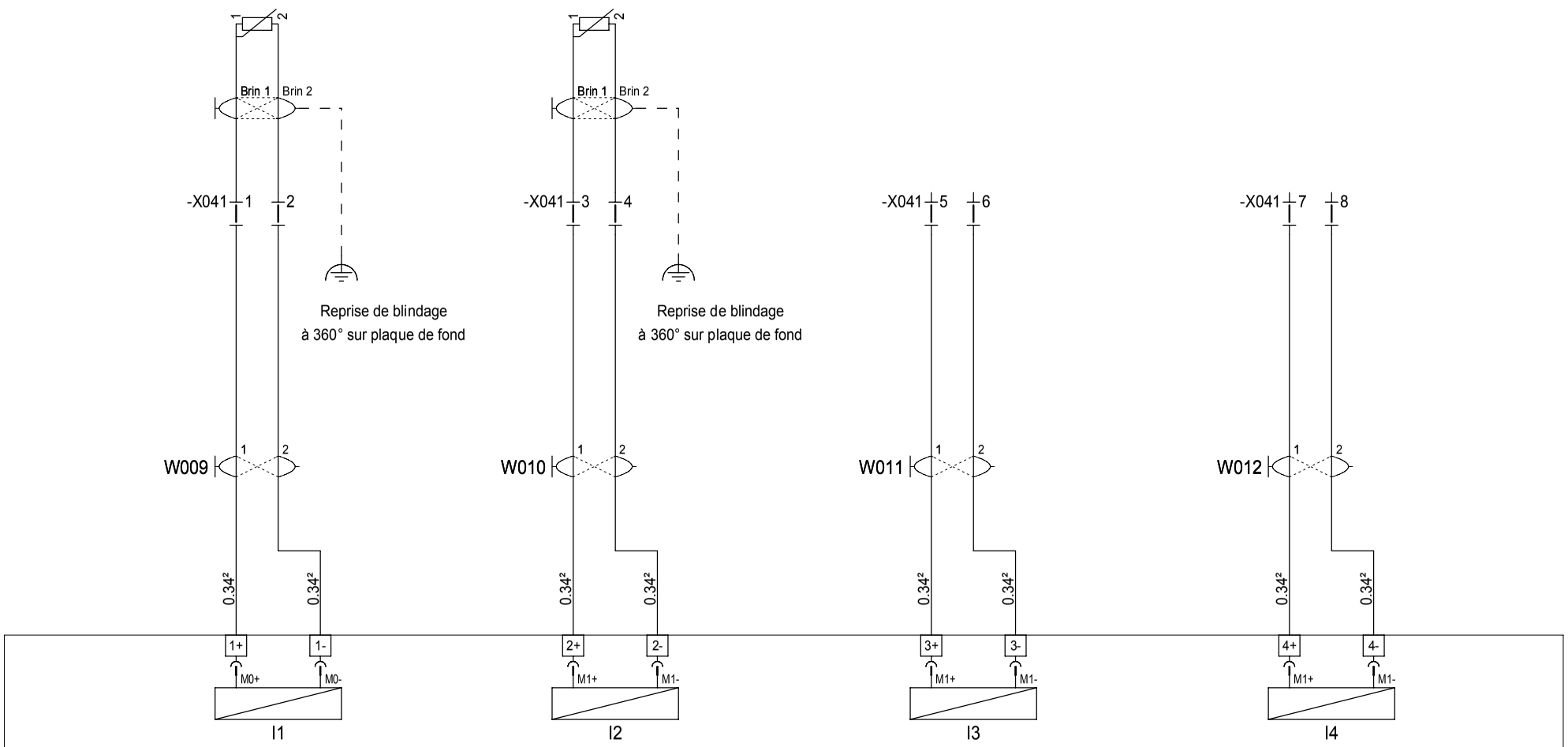


-A041 MANUFACT 0RIO1 4AI MODULE : 5

=N201
+AL01

| Ind. Rev | Date Date | Modification / Modification | Archiv. Micro-filmed | Ind. Rev | Date Date | Modification / Modification | Archiv. Micro-filmed |
|---|---|---|---|---|---|---|---|
| 00 | 30/03/2010 | Edition originale / First issue | | | | | |

CARTE 4 ENTREES ANALOGIQUE UNIVERSELLE
A041
ANALOGUE INPUT BOARD

JUMBO SCORE 400

SAINT PIERRE

Schneider Electric

| Projet - No commande Project - Order No. | Indice Rev | Folio Sheet |
|---|---|---|
| 0 2 9 8 1 3 3 2 0 0 EW3TF0064 | 00 | 056 |

The technical information contained in this document is the exclusive property of Schneider Electric Industries S.A.S and cannot be used or disclosed to third parties of any kind without its written consent. Only those drawings and diagrams marked "for order" or "for construction" are binding. All drawings shown in the diagrams are in open position, drawn out with operating mechanism discharged and all power sources off.

Les informations techniques contenues dans ce document sont la propriete exclusive de Schneider Electric Industries S.A.S et ne peuvent etre utilisees ou divulguees a des tiers quels qu'ils soient sans son accord ecrit. Seuls nous engagent les plans marqués "a fin de commande" ou "a fin de construction". Les dessins sur ce schéma sont en position ouvert - désarmés - débrochés - toutes sources coupées.

A3 suite - 01/2008

| TGBT FERMETURE DJ1 INV1 | TGBT FERMETURE DJ2 INV2 | TGBT FERMETURE DJ3 INV3 | TGBT FERMETURE DJ4 INV4 | | | | |
|---|---|---|---|---|---|---|---|

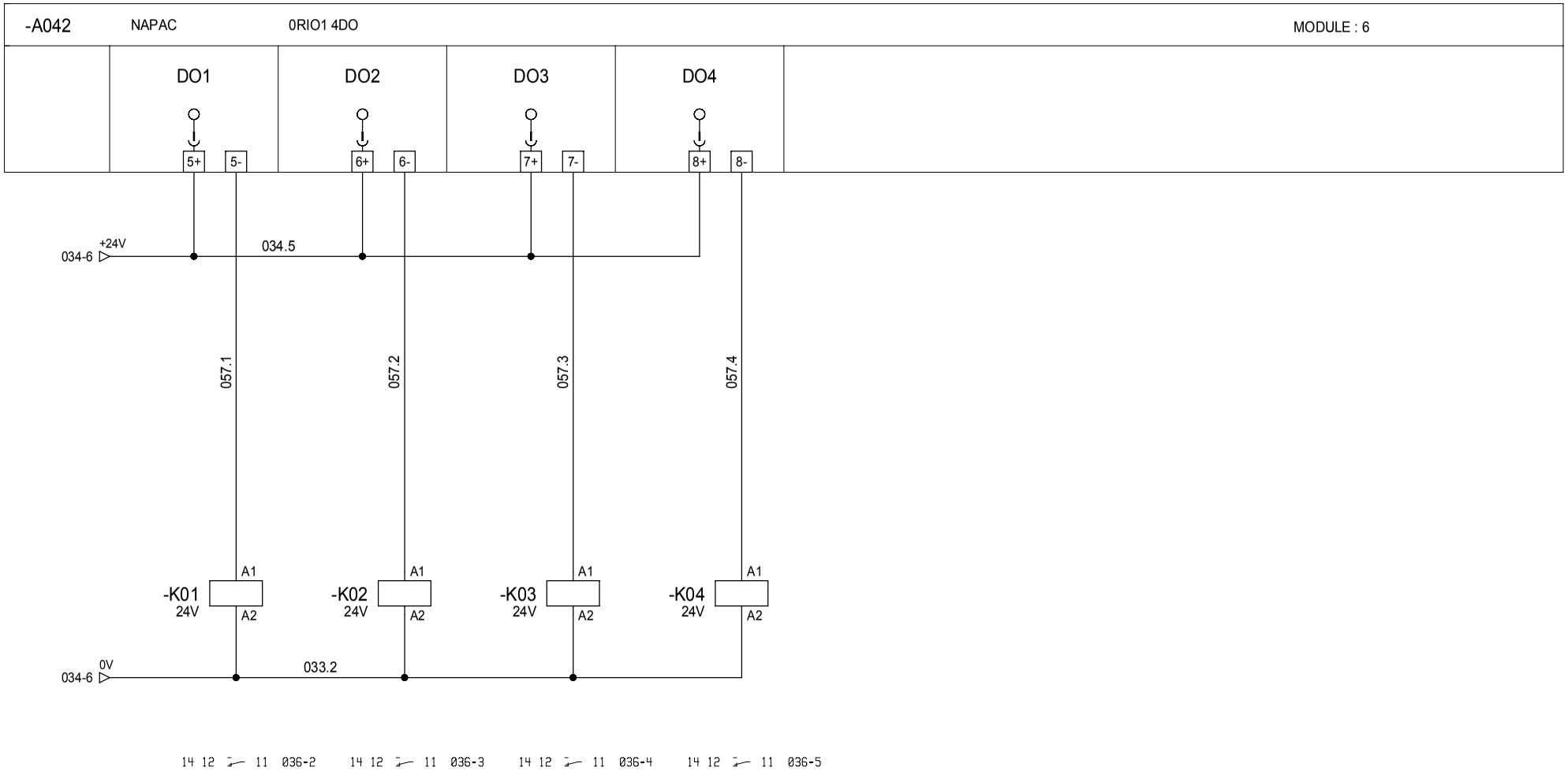


=N201
+AL01

| Ind. Rev | Date Date | Modification / Modification | Archiv. Micro-filmed | Ind. Rev | Date Date | Modification / Modification | Archiv. Micro-filmed |
|---|---|---|---|---|---|---|---|
| 00 | 30/03/2010 | Edition originale / First issue | | | | | |

CARTE 4 SORTIE TOR
A042

DIGITAL OUTPUTS BOARD

JUMBO SCORE 400

SAINT PIERRE

Schneider Electric

| Projet - No commande Project - Order No. | Indice Rev | Folio Sheet |
|---|---|---|
| 0298133200 EW3TF0064 | 00 | 057 |

The technical information contained in this document is the exclusive property of Schneider Electric Industries S.A.S and cannot be used or disclosed to third parties of any kind without its written consent. Only those drawings and diagrams marked "for construction" or "approved for construction" are intended for use in the field. All drawings are in open position, drawn out with operating mechanism discharged and all power sources off.

Les informations techniques contenues dans ce document sont la propriete exclusive de Schneider Electric Industries S.A.S et ne peuvent etre utilisees ou divulguees a des tiers quels qu'ils soient sans son accord ecrit. Seuls nous engagent ou sur ce schéma sont en position ouvert - désarmés - débroches - toutes sources coupées.

A3 suite - 01/2008

| | | | | | | | |
|---|---|---|---|---|---|---|---|
| TGBT<br>FERMETURE<br>DJ5 INV5 | TGBT<br>FERMETURE<br>DJ6 INV6 | TGBT<br>FERMETURE<br>DJ7 INV7 | x<br>Spare<br>x | | | | |

-A043 NAPAC 0RIO1 4DO MODULE : 7

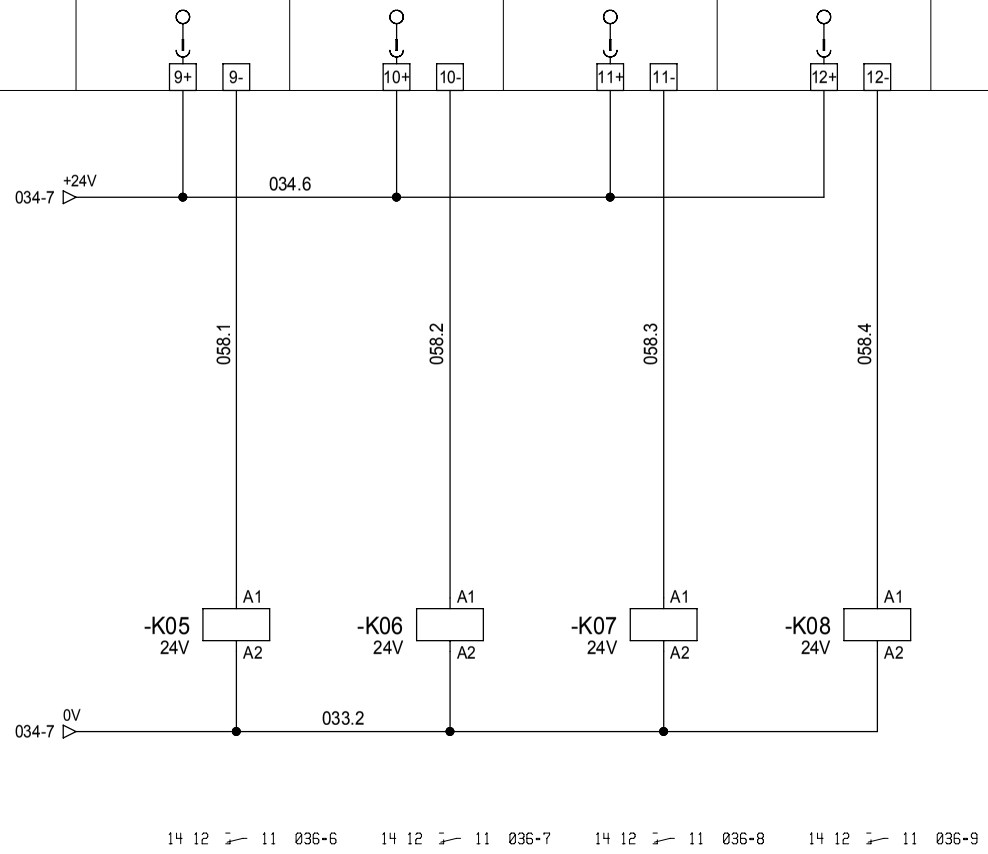


=N201
+AL01

| Ind. Rev | Date Date | Modification / Modification | Archiv. Micro-filmed | Ind. Rev | Date Date | Modification / Modification | Archiv. Micro-filmed |
|---|---|---|---|---|---|---|---|
| 01 | 07/05/2010 | | | | | | |
| 00 | 30/03/2010 | Edition originale / First issue | | | | | |

CARTE 4 SORTIE TOR
A043

DIGITAL OUTPUTS BOARD

JUMBO SCORE 400

SAINT PIERRE

Schneider Electric

| Projet - No commande<br>Project - Order No. | Indice<br>Rev | Folio<br>Sheet |
|---|---|---|
| 0298133200<br>EW3TF0064 | 01 | 058 |

The technical information contained in this document is the exclusive property of Schneider Electric Industries S.A.S and cannot be used or disclosed to third parties of any kind without its written consent. Only those drawings and diagrams marked "for approval" or "for construction" are binding for execution. All drawings shown in this diagram are in open position, drawn out with operating mechanism discharged and all power sources off.

Les informations techniques contenues dans ce document sont la propriete exclusive de Schneider Electric Industries S.A.S et ne peuvent etre utilisees ou divulguees a des tiers quels qu'ils soient sans son accord ecrit. Seuls nous engagent ceux qui sont marqués "a fin de construction" ou "a fin d'approbation". Les dessins ci-apparents representes sur ce schéma sont en position ouvert - désarmés - débroches - toutes sources coupées.

| TGBT OUVERTURE(pulse) DJTR1 | TGBT FERMETURE(pulse) DJTR1 | CHARGEUR 48V REARMEMENT | RESERVE | | | | |
|---|---|---|---|---|---|---|---|

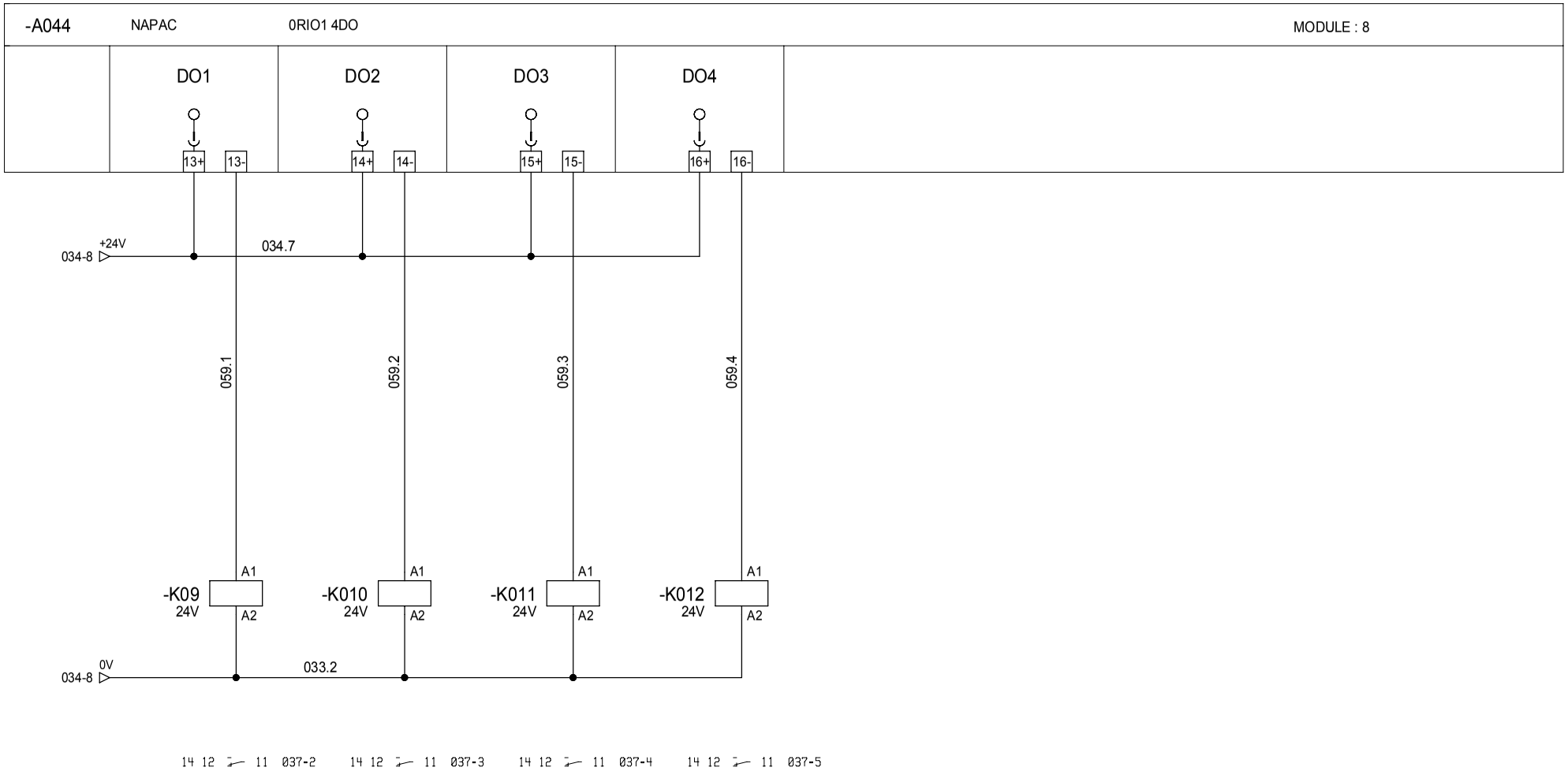


=N201
+AL01

The technical information contained in this document is the exclusive property of Schneider Electric Industries S.A.S and cannot be used or disclosed to third parties of any kind without its written consent. Only those drawings and diagrams marked "for construction" or "issued for construction" are binding for execution. All drawings are in the diagrams are in open position, drawn out with operating mechanism discharged and all power sources off.

Les informations techniques contenues dans ce document sont la propriete exclusive de Schneider Electric Industries S.A.S et ne peuvent etre utilisees ou divulguees a des tiers quels qu'ils soient sans son accord ecrit. Seuls nous engagent ceux qui sont marqués "a des fins d'execution" et "emis pour execution". Les dessins et les schemas sur ce schéma sont en position ouvert - désarmés - débrochés - toutes sources coupées.

| Ind. Rev | Date Date | | Archiv. Micro-filmed | Ind. Rev | Date Date | | Archiv. Micro-filmed |
|---|---|---|---|---|---|---|---|
| 00 | 30/03/2010 | Edition originale / First issue | | | | | |

CARTE 4 SORTIE TOR
A044

DIGITAL OUTPUTS BOARD

JUMBO SCORE 400

SAINT PIERRE

Schneider Electric

| Projet - No commande Project - Order No. | Indice Rev | Folio Sheet |
|---|---|---|
| 0298133200 EW3TF0064 | 00 | 059 |

A3 suite - 01/2008

| | | | | | | | |
|---|---|---|---|---|---|---|---|
| TGBT POSITION DJ4 INV4 | TGBT POSITION DJ5 INV5 | TGBT POSITION DJ6 INV6 | TGBT POSITION DJ7 INV7 | | | | |

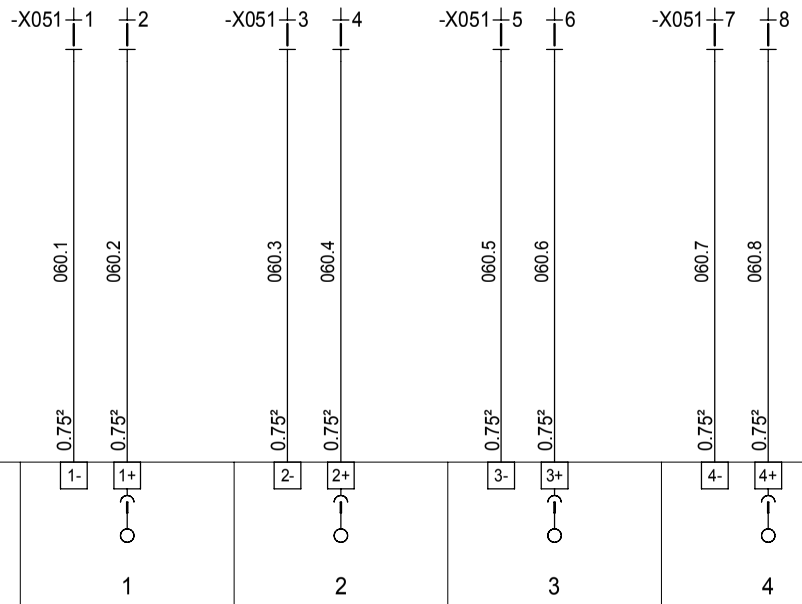


| | | | |
|---|---|---|---|
| -A051 | MANUFACT | 0RIO1 4DI | MODULE : 9 |

=N201
+AL01

| Ind. Rev | Date Date | Modification / Modification | Archiv. Micro-filmed | Ind. Rev | Date Date | Modification / Modification | Archiv. Micro-filmed |
|---|---|---|---|---|---|---|---|
| 02 | 30/08/2010 | TQC usine | | | | | |
| 00 | 30/03/2010 | Edition originale / First issue | | | | | |

CARTE 4 ENTREES TOR
A051

DIGITAL INPUTS BOARD

JUMBO SCORE 400

SAINT PIERRE

Schneider Electric

| Projet - No commande Project - Order No. | Indice Rev | Folio Sheet |
|---|---|---|
| 0 2 9 8 1 3 3 2 0 0 EW3TF0064 | 02 | 060 |

The technical information contained in this document is the exclusive property of Schneider Electric Industries S.A.S and cannot be used or disclosed to third parties of any kind without its written consent. Only those drawings and diagrams marked "certified" or "approved" are valid for execution. All devices shown in the diagrams are in open position, drawn out with operating mechanism discharged and all power sources off.

Les informations techniques contenues dans ce document sont la propriete exclusive de Schneider Electric Industries S.A.S et ne peuvent etre utilisees ou divulguees a des tiers quels qu'ils soient sans son accord ecrit. Seuls nous engagent ceux qui sont marqués "certifie" ou "approuve". Les appareils representes sur ce schéma sont en position ouvert - désarmés - débrochés - toutes sources coupées.

| | | | | | | | |
|---|---|---|---|---|---|---|---|
| TGBT POSITION DJ8 INV8 | TGBT POSITION DJTR1 | SM6 IM EDF1 POSITION INTERRUPTEUR | SM6 IM EDF1 POSITION SECTIONNEUR DE TERRE | | | | |

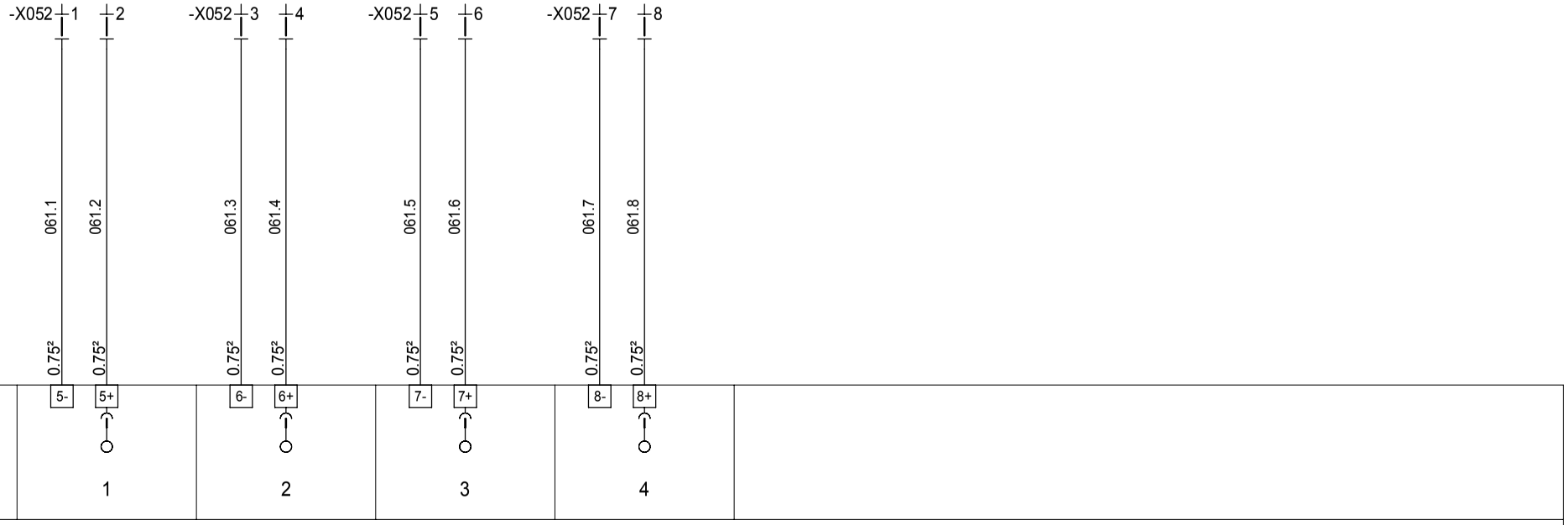


=N201
+AL01

| Ind. Rev | Date Date | Modification / Modification | Archiv. Micro-filmed | Ind. Rev | Date Date | Modification / Modification | Archiv. Micro-filmed |
|---|---|---|---|---|---|---|---|
| 02 | 30/08/2010 | TQC usine | | | | | |
| 00 | 30/03/2010 | Edition originale / First issue | | | | | |

CARTE 4 ENTREES TOR
A052

DIGITAL INPUTS BOARD

JUMBO SCORE 400

SAINT PIERRE

Schneider Electric

| Projet - No commande / Project - Order No. | Indice / Rev | Folio / Sheet |
|---|---|---|
| 0 2 9 8 1 3 3 2 0 0 EW3TF0064 | 02 | 061 |


The technical information contained in this document is the exclusive property of Schneider Electric Industries S.A.S and cannot be used or disclosed to third parties of any kind without its written consent. Only those drawings and diagrams marked "for construction" or "approved for construction" are to be used for wiring purposes. All devices shown in the diagrams are in open position, drawn out with operating mechanism discharged and all power sources off.

Les informations techniques contenues dans ce document sont la propriete exclusive de Schneider Electric Industries S.A.S et ne peuvent etre utilisees ou divulguees a des tiers quels qu'ils soient sans son accord ecrit. Seuls nous engagent ce qui est mentionne "a utiliser pour construire" ou "approuve pour construire". Les appareils representes sur ce schéma sont en position ouvert - désarmés - débrochés - toutes sources coupées.

| SM6 QM<br>OUVERTURE(pulse)<br>QMPTR1 | SM6 QM<br>FERMETURE(pulse)<br>QMPTR1 | TGBT<br>OUVERTURE (pulse)<br>DJ8 INV8 | TGBT<br>FERMETURE (pulse)<br>DJ8 INV8 | | | | |
|---|---|---|---|---|---|---|---|

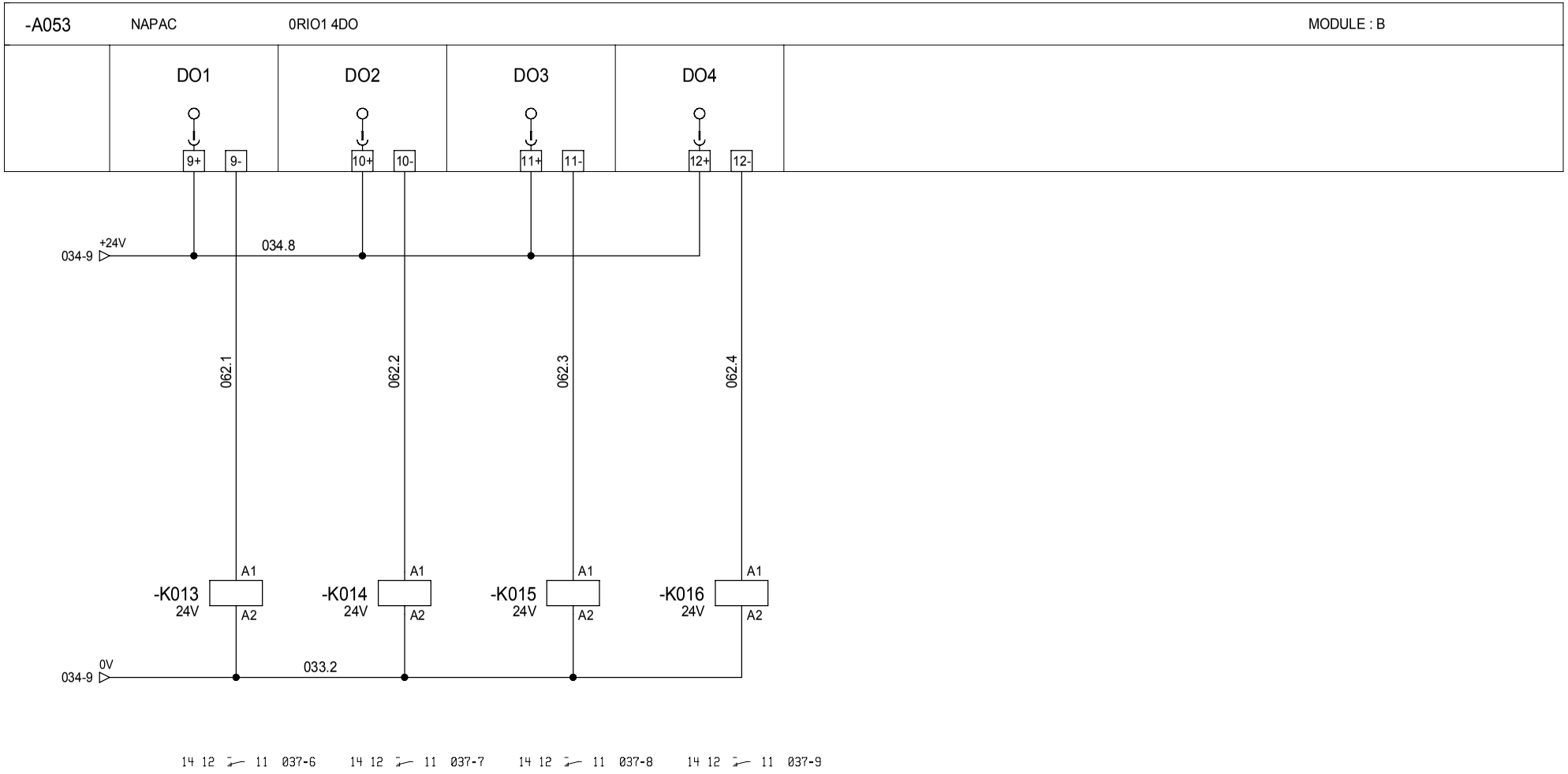


=N201
+AL01

| Ind. Rev | Date Date | Modification / Modification | Archiv. Micro-filmed | Ind. Rev | Date Date | Modification / Modification | Archiv. Micro-filmed |
|---|---|---|---|---|---|---|---|
| 01 | 07/05/2010 | | | | | | |
| 00 | 30/03/2010 | Edition originale / First issue | | | | | |

CARTE 4 SORTIES TOR
A053

DIGITAL OUTPUTS BOARD

JUMBO SCORE 400

SAINT PIERRE

Schneider Electric

0298133200

| Projet - No commande<br>Project - Order No. | Indice<br>Rev | Folio<br>Sheet |
|---|---|---|
| EW3TF0064 | 01 | 062 |

A3 suite - 01/2008

The technical information contained in this document is the exclusive property of Schneider Electric Industries S.A.S and cannot be used or disclosed to third parties of any kind without its written consent. Only those drawings and diagrams marked "approved for construction" are binding for execution. All drawings shown in this diagram are in open position, drawn out with operating mechanism discharged and all power sources off.

Les informations techniques contenues dans ce document sont la propriete exclusive de Schneider Electric Industries S.A.S et ne peuvent etre utilisees ou divulguees a des tiers quels qu'ils soient sans son accord ecrit. Seuls nous engagent ceux des schemas marques "a des fins de construction". Les schemas ci-joints sont dessines en position ouverte, sans alimentation et sans sources sur ce schéma sont en position ouvert - désarmés - débroché - toutes sources coupées.

| | | | | | | | |
|---|---|---|---|---|---|---|---|
| SM6 QM<br>POSITION<br>INTERRUPTEUR | SM6 QM<br>POSITION<br>SECTION. TERRE | SM6 QM<br>FUSION<br>FUSIBLE | SM6 IM EDF1<br>DEFAUT<br>HTA (FLAIR) | | | | |

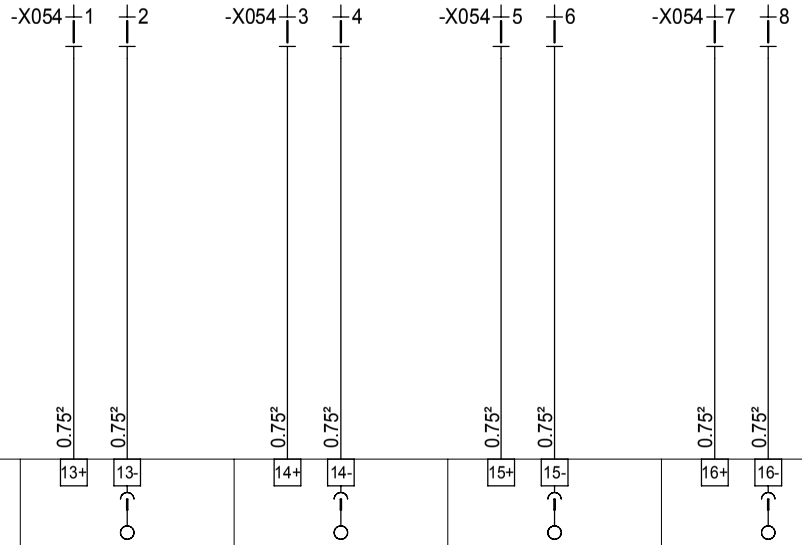


| | | | |
|---|---|---|---|
| -A054 | NAPAC | 0RIO1 4DI | MODULE : C |

=N201
+AL01

| Ind. Rev | Date Date | Modification / Modification | Archiv. Micro-filmed | Ind. Rev | Date Date | Modification / Modification | Archiv. Micro-filmed |
|---|---|---|---|---|---|---|---|
| 02 | 30/08/2010 | TQC usine | | | | | |
| 00 | 30/03/2010 | Edition originale / First issue | | | | | |

CARTE 4 ENTREES TOR
A054

DIGITAL INPUTS BOARD

JUMBO SCORE 400

SAINT PIERRE

Schneider Electric

| Projet - No commande<br>Project - Order No. | Indice<br>Rev | Folio<br>Sheet |
|---|---|---|
| 0 2 9 8 1 3 3 2 0 0<br>EW3TF0064 | 02 | 063 |

The technical information contained in this document is the exclusive property of Schneider Electric Industries S.A.S and cannot be used or disclosed to third parties of any kind without its written consent. Only those drawings and diagrams marked "for construction" or "approved for construction" are to be used for building purposes. All devices shown in the diagrams are in open position, drawn out with operating mechanism discharged and all power sources off.

Les informations techniques contenues dans ce document sont la propriete exclusive de Schneider Electric Industries S.A.S et ne peuvent etre utilisees ou divulguees a des tiers quels qu'ils soient sans son accord ecrit. Seuls nous engagent ceux qui sont marqués "pour construire" ou "approuvé pour construire". Les appareils représentés sur ce schéma sont en position ouvert - désarmés - débrochés - toutes sources coupées.

| COFFRET DC<br>DEFAUT HOMOPOLAIRE<br>INV1 | COFFRET DC<br>DEFAUT HOMOPOLAIRE<br>INV2 | COFFRET DC<br>DEFAUT HOMOPOLAIRE<br>INV3 | COFFRET DC<br>DEFAUT HOMOPOLAIRE<br>INV4 | COFFRET DC<br>DEFAUT HOMOPOLAIRE<br>INV5 | COFFRET DC<br>DEFAUT HOMOPOLAIRE<br>INV6 | COFFRET DC<br>DEFAUT HOMOPOLAIRE<br>INV7 | COFFRET DC<br>DEFAUT HOMOPOLAIRE<br>INV8 |
|---|---|---|---|---|---|---|---|

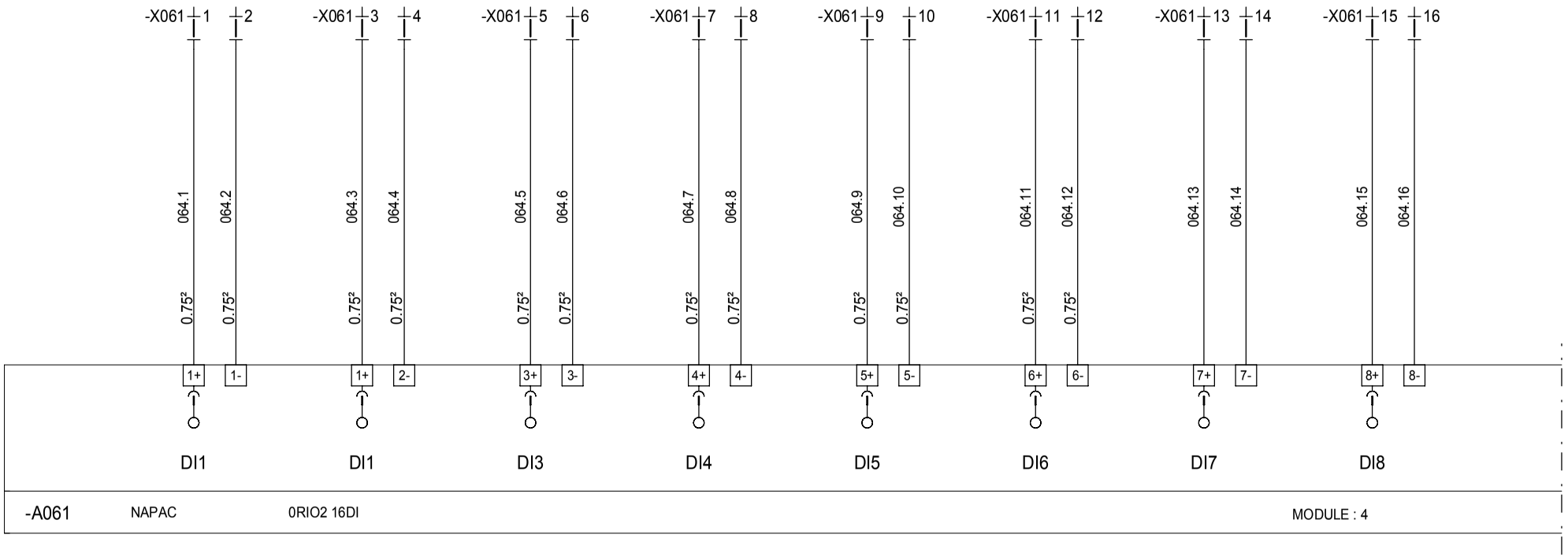


=N201
+AL01

The technical information contained in this document is the exclusive property of Schneider Electric Industries S.A.S and cannot be used or disclosed to third parties of any kind without its written consent. Only those drawings and diagrams expressly identified as "for construction" are authorised for execution. All devices shown in the diagrams are in open position, drawn out with operating mechanism discharged and all power sources off.

Les informations techniques contenues dans ce document sont la propriete exclusive de Schneider Electric Industries S.A.S et ne peuvent etre utilisees ou divulguees a des tiers quels qu'ils soient sans son accord ecrit. Seuls nous engagent les plans "pour construire" et les plans et schemas comportant la connexion des appareils representeés sur ce schéma sont en position ouvert - désarmés - débroches - toutes sources coupées.

| Ind. Rev | Date Date | Modification / Modification | Archiv. Micro-filmed | Ind. Rev | Date Date | Modification / Modification | Archiv. Micro-filmed |
|---|---|---|---|---|---|---|---|
| 00 | 30/03/2010 | Edition originale / First issue | | | | | |

CARTE 16 ENTREES TOR
ENTREE 1 à 8

DIGITAL INPUTS BOARD

JUMBO SCORE 400

SAINT PIERRE

Schneider Electric

| Projet - No commande<br>Project - Order No. | Indice<br>Rev | Folio<br>Sheet |
|---|---|---|
| 0298133200<br>EW3TF0064 | 00 | 064 |

| COFFRET DC PARAFOUDRE INV1 | COFFRET DC PARAFOUDRE INV2 | COFFRET DC PARAFOUDRE INV3 | COFFRET DC PARAFOUDRE INV4 | COFFRET DC PARAFOUDRE INV5 | COFFRET DC PARAFOUDRE INV6 | COFFRET DC PARAFOUDRE INV7 | COFFRET DC PARAFOUDRE INV8 |
|---|---|---|---|---|---|---|---|

bornes relais

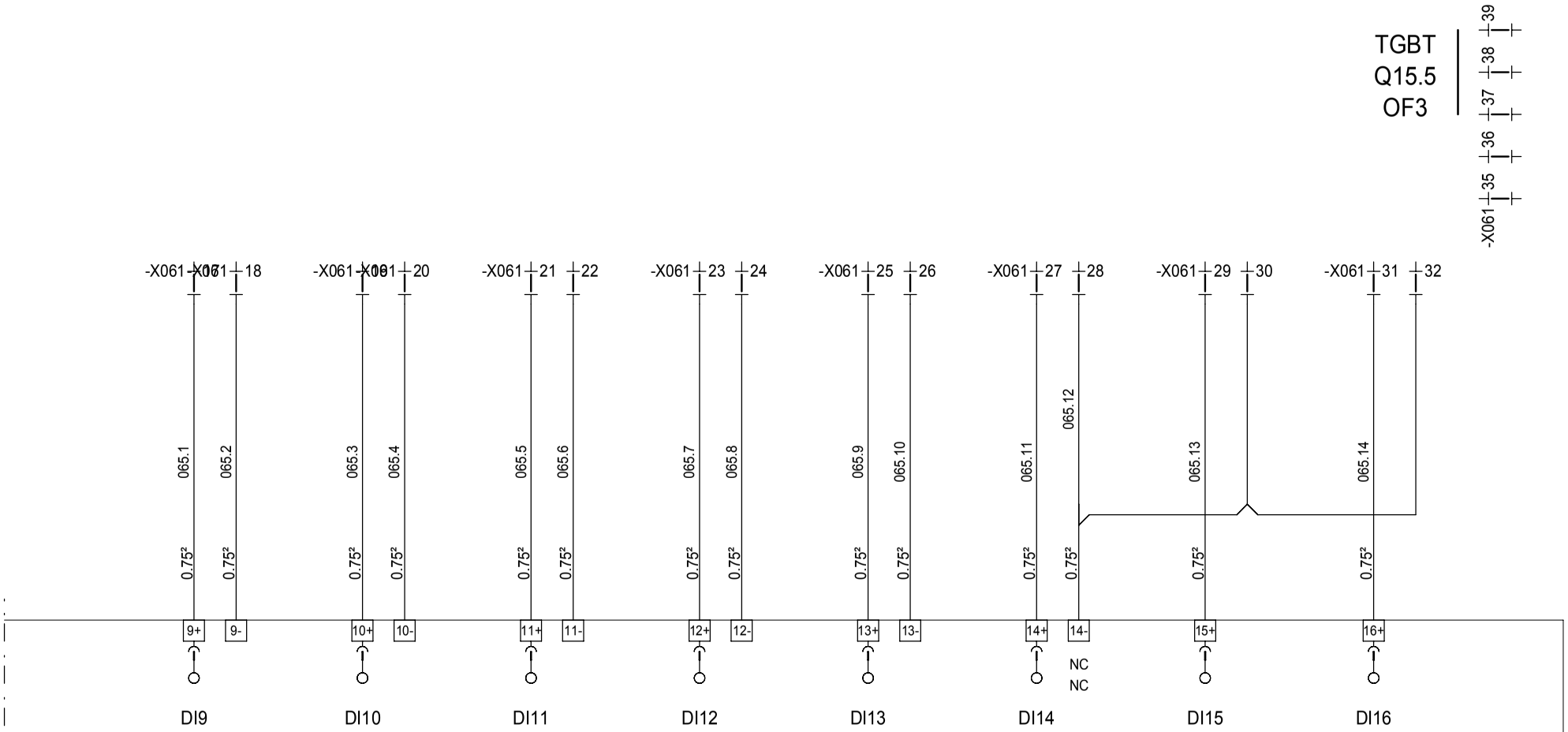


=N201
+AL01

| Ind. Rev | Date Date | Modification / Modification | Archiv. Micro-filmed | Ind. Rev | Date Date | Modification / Modification | Archiv. Micro-filmed |
|---|---|---|---|---|---|---|---|
| 00 | 30/03/2010 | Edition originale / First issue | | | | | |

CARTE 16 ENTREES TOR
ENTREE 9 à 16

DIGITAL INPUTS BOARD

JUMBO SCORE 400

SAINT PIERRE

Schneider Electric

| Projet - No commande Project - Order No. | Indice Rev | Folio Sheet |
|---|---|---|
| 0298133200 EW3TF0064 | 00 | 065 |

A3 suite - 01/2008

The technical information contained in this document is the exclusive property of Schneider Electric Industries S.A.S and cannot be used or disclosed to third parties of any kind without its written consent. Only those drawings and diagrams marked "Certified" are valid. All drawings are binding exclusively with those shown in this diagram are in open position, drawn out with operating mechanism discharged and all power sources off.

Les informations techniques contenues dans ce document sont la propriete exclusive de Schneider Electric Industries S.A.S et ne peuvent etre utilisees ou divulguees a des tiers quels qu'ils soient sans son accord ecrit. Seuls nous engagent pour ce schéma sont en position ouvert - désarmés - débrochés - toutes sources coupées.

The technical information contained in this document is the exclusive property of Schneider Electric Industries S.A.S and cannot be used or disclosed to third parties of any kind without its written consent. Only those drawings and diagrams marked "approved for order" can be used as binding documents. All devices shown in this diagram are in open position, drawn out with operating mechanism discharged and all power sources off.

Les informations techniques contenues dans ce document sont la propriete exclusive de Schneider Electric Industries S.A.S et ne peuvent etre utilisees ou divulguees a des tiers quels qu'ils soient sans son accord ecrit. Seuls nous engagent les documents marques "a des fins de commande". Les appareils representes sur ce schéma sont en position ouvert - désarmés - débrochés - toutes sources coupées.

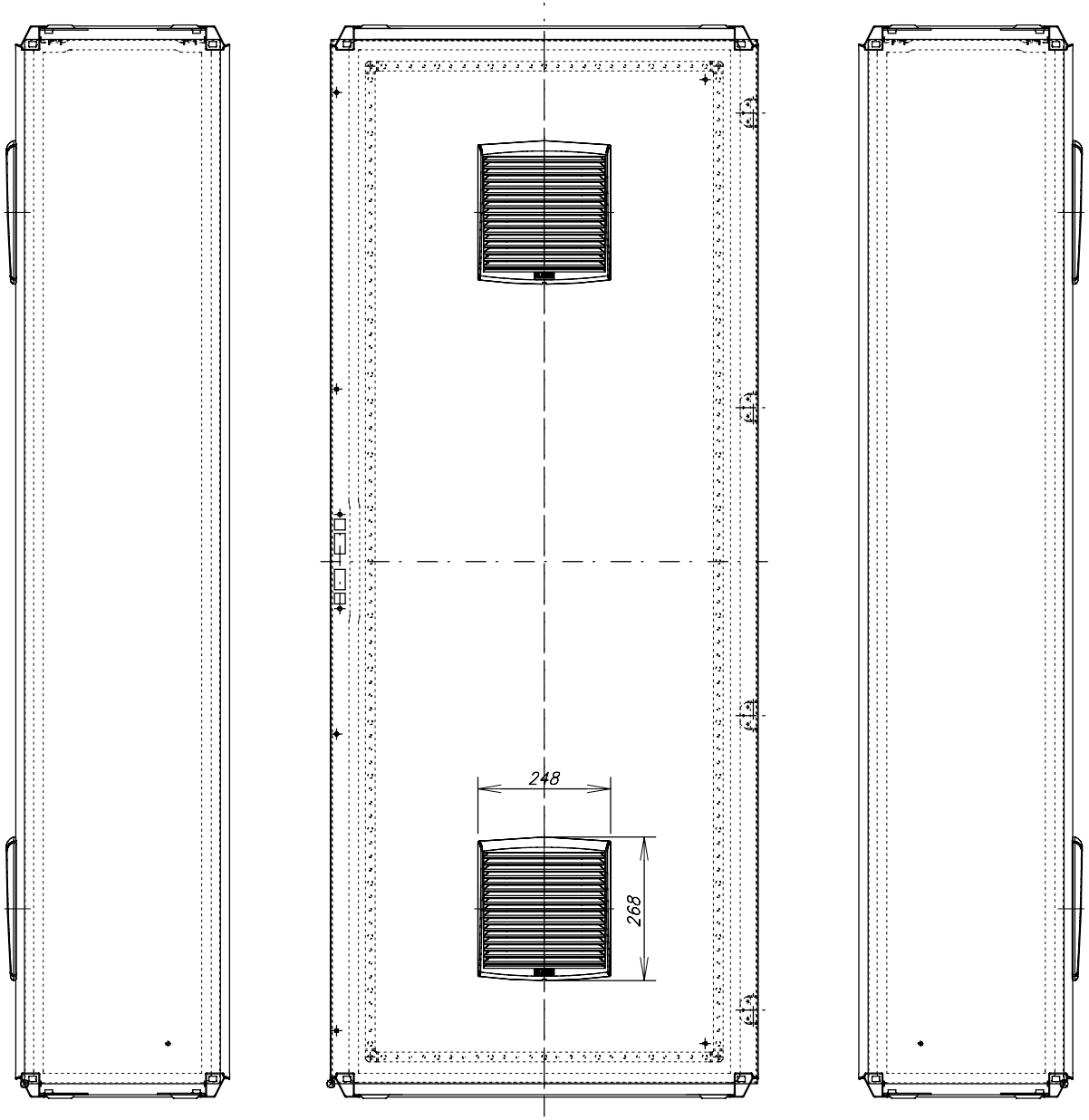


=N201
+AL01

| Ind. Rev | Date Date | Modification / Modification | Archiv. Micro-filmed | Ind. Rev | Date Date | Modification / Modification | Archiv. Micro-filmed |
|---|---|---|---|---|---|---|---|
| 00 | 30/03/2010 | Edition originale / First issue | | | | | |

Armoire Spacial SF
2000x800x400

SPACIAL SF ENCLOSURE
EXTERNAL LAYOUT

JUMBO SCORE 400

SAINT PIERRE

Schneider Electric

0298133200

| Projet - No commande<br>Project - Order No. | Indice<br>Rev | Folio<br>Sheet |
|---|---|---|
| EW3TF0064 | 00 | 104 |

The technical information contained in this document is the exclusive property of Schneider Electric Industries S.A.S and cannot be used or disclosed to third parties of any kind without its written consent. Only those drawings and diagrams provided after order confirmation are binding and in accordance with the order. All drawings are in open position, drawn out with operating mechanism discharged and all power sources off.

Les informations techniques contenues dans ce document sont la propriete exclusive de Schneider Electric Industries S.A.S et ne peuvent etre utilisees ou divulguees a des tiers quels qu'ils soient sans son accord ecrit. Seuls nous engagent nos offres et confirmations de commande. Les dessins et schemas ne sont contractuels que lorsque les appareils representes sur ce schéma sont en position ouvert - désarmés - débrochés - toutes sources coupées.

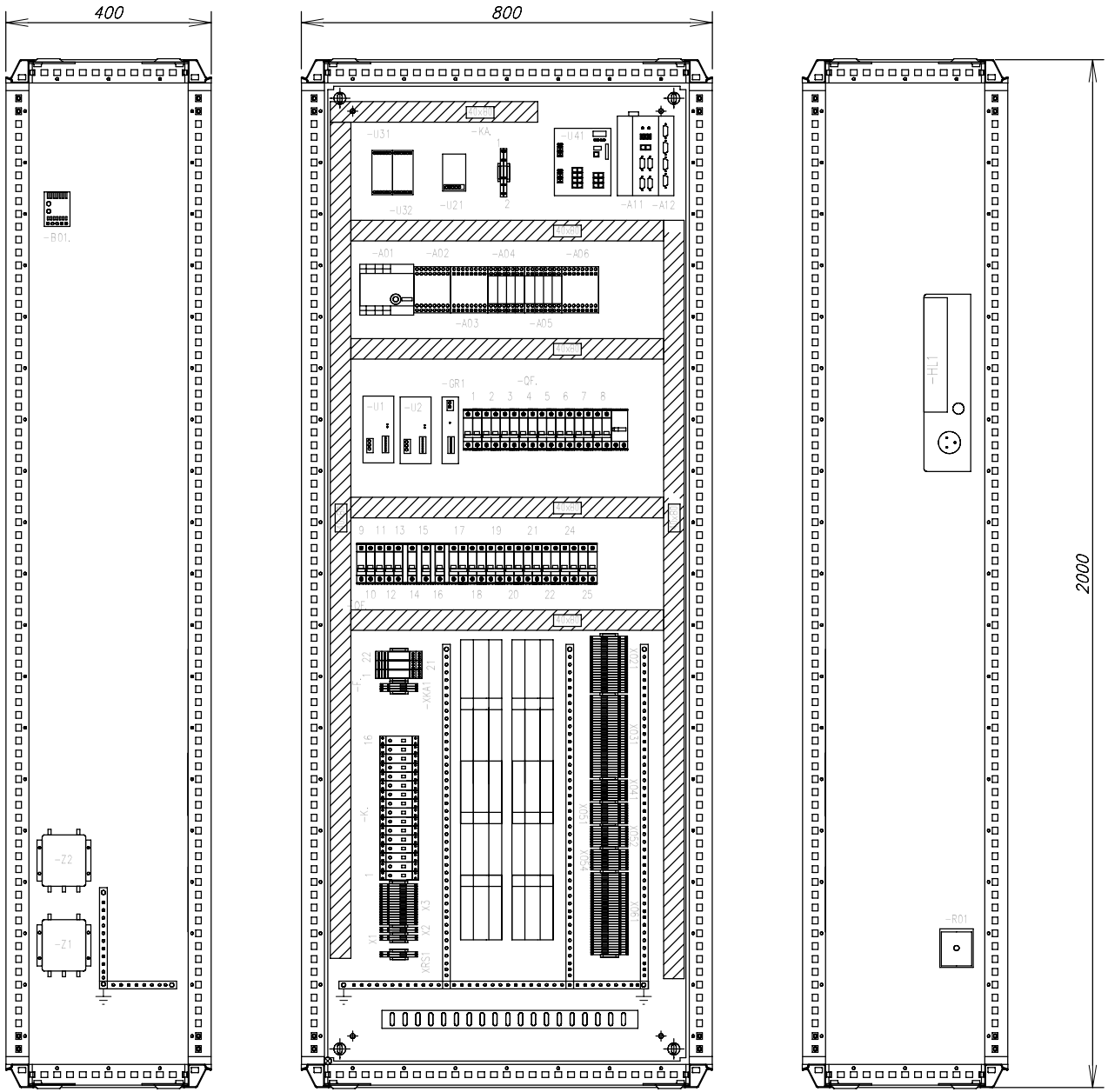


=N201
+AL01

| Ind. Rev | Date Date | Modification / Modification | Archiv. Micro-filmed | Ind. Rev | Date Date | Modification / Modification | Archiv. Micro-filmed |
|---|---|---|---|---|---|---|---|
| 00 | 30/03/2010 | Edition originale / First issue | | | | | |

Armoire Spacial SF
Implantation matériel

SPACIAL SF ENCLOSURE
INTERNAL LAYOUT

JUMBO SCORE 400

SAINT PIERRE

Schneider Electric

| Projet - No commande<br>Project - Order No. | Indice<br>Rev | Folio<br>Sheet |
|---|---|---|
| 0298133200<br>EW3TF0064 | 00 | 105 |

The technical information contained in this document is the exclusive property of Schneider Electric Industries S.A.S and cannot be used or disclosed to third parties of any kind without its written consent. Only those drawings and diagrams marked "approved for construction" are to be used for building equipment. All devices shown in the diagrams are in open position, drawn out with operating mechanism discharged and all power sources off.

Les informations techniques contenues dans ce document sont la propriete exclusive de Schneider Electric Industries S.A.S et ne peuvent etre utilisees ou divulguees a des tiers quels qu'ils soient sans son accord ecrit. Seuls nous engagent pour execution les plans et schemas "approuve - construction" de la commande. Les appareils representes sur ce schéma sont en position ouvert - désarmés - débrochés - toutes sources coupées.

=

+

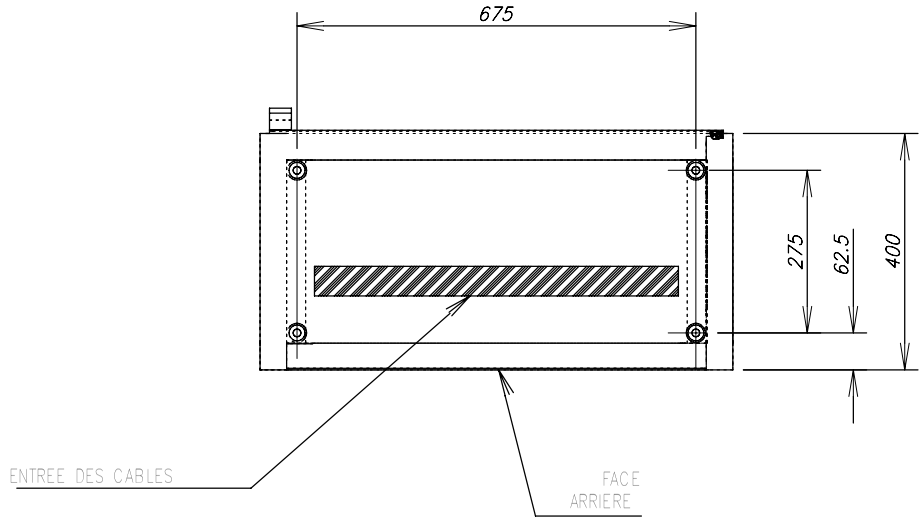


| Ind. Rev | Date Date | Modification / Modification | Archiv. Micro-filmed | Ind. Rev | Date Date | Modification / Modification | Archiv. Micro-filmed |
|---|---|---|---|---|---|---|---|
| 00 | 30/03/2010 | Edition originale / First issue | | | | | |

Fixation au sol

JUMBO SCORE 400

SAINT PIERRE

Schneider Electric

| Projet - No commande Project - Order No. | Indice Rev | Folio Sheet |
|---|---|---|
| 0298133200 EW3TF0064 | 00 | 106 |

The technical information contained in this document is the exclusive property of Schneider Electric Industries S.A.S and cannot be used or disclosed to third parties of any kind without its written consent. Only those drawings and diagrams marked "for construction" or "approved for construction" are to be used for building and wiring purposes. All drawings shown in this diagram are in open position, drawn out with operating mechanism discharged and all power sources off.

Les informations techniques contenues dans ce document sont la propriete exclusive de Schneider Electric Industries S.A.S et ne peuvent etre utilisees ou divulguees a des tiers quels qu'ils soient sans son accord ecrit. Seuls nous engagent les plans marqués "pour construction" ou "approuvés pour construction". Les appareils représentés sur ce schéma sont en position ouvert - désarmés - débroches - toutes sources coupées.

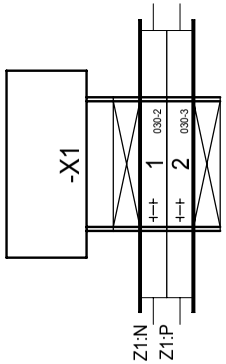


=N201
+AL01

| Ind. Rev | Date Date | Modification / Modification | Archiv. Micro-filmed | Ind. Rev | Date Date | Modification / Modification | Archiv. Micro-filmed |
|---|---|---|---|---|---|---|---|
| 00 | 16/04/2010 | Edition originale / First issue | | | | | |

BORNIER : =N201+AL01-X1

JUMBO SCORE 400

SAINT PIERRE

Schneider Electric

0298133200

| Projet - No commande<br>Project - Order No. | Indice<br>Rev | Folio<br>Sheet |
|---|---|---|
| EW3TF0064 | 00 | 150 |

The technical information contained in this document is the exclusive property of Schneider Electric Industries S.A.S and cannot be used or disclosed to third parties of any kind without its written consent. Only those drawings and diagrams marked "for construction" or "for execution" are to be used for the purpose of carrying out the work. All drawings shown in this diagram are in open position, drawn out with operating mechanism discharged and all power sources off.

Les informations techniques contenues dans ce document sont la propriete exclusive de Schneider Electric Industries S.A.S et ne peuvent etre utilisees ou divulguees a des tiers quels qu'ils soient sans son accord ecrit. Seuls nous engagent les plans marqués "pour construction" ou "pour execution". Les appareils representes sur ce schéma sont en position ouvert - désarmés - débroches - toutes sources coupées.

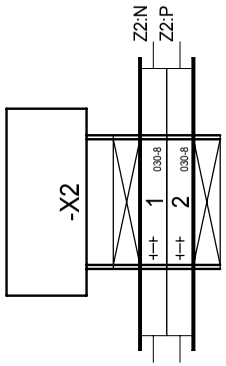


=N201
+AL01

| Ind. Rev | Date Date | Modification / Modification | Archiv. Micro-filmed | Ind. Rev | Date Date | Modification / Modification | Archiv. Micro-filmed |
|---|---|---|---|---|---|---|---|
| 00 | 16/04/2010 | Edition originale / First issue | | | | | |

BORNIER : =N201+AL01-X2

JUMBO SCORE 400

SAINT PIERRE

Schneider Electric

0298133200

| Projet - No commande<br>Project - Order No. | Indice<br>Rev | Folio<br>Sheet |
|---|---|---|
| EW3TF0064 | 00 | 151 |

The technical information contained in this document is the exclusive property of Schneider Electric Industries S.A.S and cannot be used or disclosed to third parties of any kind without its written consent. Only those drawings and diagrams marked "for approval" or "for construction" are to be used for the purpose of work. All drawings shown in this diagram are in open position, drawn out with operating mechanism discharged and all power sources off.

Les informations techniques contenues dans ce document sont la propriete exclusive de Schneider Electric Industries S.A.S et ne peuvent etre utilisees ou divulguees a des tiers quels qu'ils soient sans son accord ecrit. Seuls nous engagent pour execution, les plans et schemas "pour approbation" ou "pour construction". Les appareils representes sur ce schéma sont en position ouvert - désarmés - débrochés - toutes sources coupées.

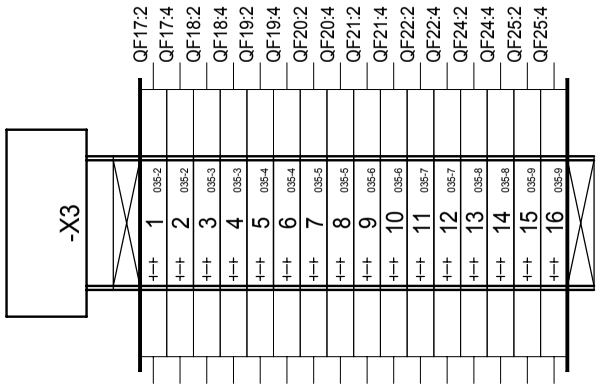


=N201
+AL01

| Ind. Rev | Date Date | Modification / Modification | Archiv. Micro-filmed | Ind. Rev | Date Date | Modification / Modification | Archiv. Micro-filmed |
|---|---|---|---|---|---|---|---|
| 00 | 16/04/2010 | Edition originale / First issue | | | | | |

BORNIER : =N201+AL01-X3

JUMBO SCORE 400

SAINT PIERRE

Schneider Electric

| Projet - No commande Project - Order No. | Indice Rev | Folio Sheet |
|---|---|---|
| 0298133200 EW3TF0064 | 00 | 152 |

Les informations techniques contenues dans ce document sont la propriete exclusive de Schneider Electric Industries S.A.S et ne peuvent etre utilisees ou divulguees a des tiers quels qu'ils soient sans son accord écrit. Seuls nous engagent pour execution les plans et schémas remis après enregistrement de la commande. Les appareils représentés sur ce schéma sont en position ouvert - désarmés - débrochés - toutes sources coupées.

The technical information contained in this document is the exclusive property of Schneider Electric Industries S.A.S and cannot be used or disclosed to third parties of any kind without its written consent. Only those drawings and diagrams remitted after order booking are binding for execution. All devices shown in this diagrams are in open position, drawn out with operating mechanism discharged and all power sources off.

=N201
+AL01

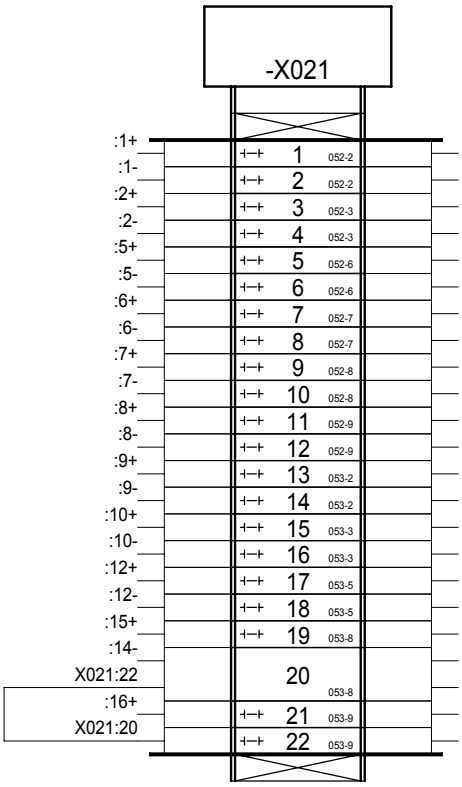


| Ind. Rev. | Date Date | Edition originale / First issue | Archiv/ Micro-filmed | Ind. Rev. | Date Date | Modification / Modification | Archiv/ Micro-filmed |
|---|---|---|---|---|---|---|---|
| 00 | 16/04/2010 | | | | | | |

BORNIER : =N201+AL01-X021

JUMBO SCORE 400
SAINT PIERRE

Schneider Electric

Projet - No commande / Project - Order No.: EW3TF0064

02981332 00

Indice / Rev.: 00

Folio / Sheet: 153

A3 suite - 01/2008

Les informations techniques contenues dans ce document sont la propriete exclusive de Schneider Electric Industries S.A.S et ne peuvent etre utilisees ou divulguees a des tiers quels qu'ils soient sans son accord écrit. Seuls nous engagent pour execution les plans et schémas remis après enregistrement de la commande. Les appareils représentés sur ce schéma sont en position ouvert - désarmés - débrochés - toutes sources coupées.

The technical information contained in this document is the exclusive property of Schneider Electric Industries S.A.S and cannot be used or disclosed to third parties of any kind without its written consent. Only those drawings and diagrams remitted after order booking are binding for execution. All devices shown in this diagrams are in open position, drawn out with operating mechanism discharged and all power sources off.

=N201
+AL01




| Ind. Rev. | Date Date | Modification / Modification | Archiv/ Micro-filmed |
|---|---|---|---|
| 00 | 16/04/2010 | Edition originale / First issue | |

| Ind. Rev. | Date Date | Modification / Modification | Archiv/ Micro-filmed |
|---|---|---|---|
| | | | |

BORNIER : =N201+AL01-X031

JUMBO SCORE 400
SAINT PIERRE

Schneider Electric

Projet - No commande / Project - Order No.: EW3TF0064

0298133200

Indice / Rev.: 00

Folio / Sheet: 154

A3 suite - 01/2008

=N201
+AL01

| Ind. Rev | Date Date | Modification / Modification | Archiv. Micro-filmed |
|---|---|---|---|
| 00 | 16/04/2010 | Edition originale / First issue | |

| Ind. Rev | Date Date | Modification / Modification | Archiv. Micro-filmed |
|---|---|---|---|

BORNIER : =N201+AL01-X041

JUMBO SCORE 400

SAINT PIERRE

Schneider Electric

Projet - No commande
Project - Order No.
EW3TF0064

0298133200

Indice Rev 00

Folio Sheet 155

A3 suite - 01/2008

Les informations techniques contenues dans ce document sont la propriete exclusive de Schneider Electric Industries S.A.S et ne peuvent etre utilisees ou divulguees a des tiers quels soient sans son accord ecrit. Seuls nous engageant pour execution les plans et schemas remis apres enregistrement de la commande. Les appareils representes sur ce schema sont en position ouvert - desarmes - debroches - toutes sources coupees.

The technical information contained in this document is the exclusive property of Schneider Electric Industries S.A.S and cannot be used or disclosed to third parties of any kind without its written consent. Only those drawings and diagrams remitted after order booking are binding for execution. All devices shown in this diagrams are in open position, drawn out with operating mechanism discharged and all power sources off.

FILE: /
S-NO: 1

ESTF18.N_EOPE-EB-1A

The technical information contained in this document is the exclusive property of Schneider Electric Industries S.A.S and cannot be used or disclosed to third parties of any kind without its written consent. Only those drawings and diagrams marked "for construction" or "approved for construction" are to be used for wiring purposes. All power sources shown in the diagrams are in open position, drawn out with operating mechanism discharged and all power sources off.

Les informations techniques contenues dans ce document sont la propriete exclusive de Schneider Electric Industries S.A.S et ne peuvent etre utilisees ou divulguees a des tiers quels qu'ils soient sans son accord ecrit. Seuls nous engagent les plans marqués "pour construction" ou "approuvés pour construction". Les appareils représentés sur ce schéma sont en position ouvert - désarmés - débrochés - toutes sources coupées.

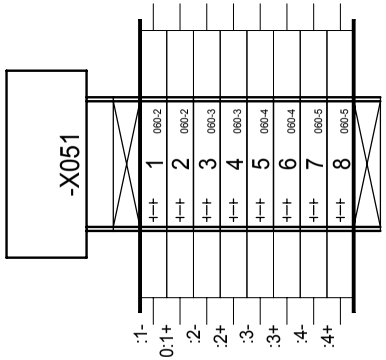


=N201
+AL01

| Ind. Rev | Date Date | Modification / Modification | Archiv. Micro-filmed | Ind. Rev | Date Date | Modification / Modification | Archiv. Micro-filmed |
|---|---|---|---|---|---|---|---|
| 00 | 16/04/2010 | Edition originale / First issue | | | | | |

BORNIER : =N201+AL01-X051

JUMBO SCORE 400

SAINT PIERRE

Schneider Electric

| Projet - No commande Project - Order No. | Indice Rev | Folio Sheet |
|---|---|---|
| 0298133200 EW3TF0064 | 00 | 156 |

The technical information contained in this document is the exclusive property of Schneider Electric Industries S.A.S and cannot be used or disclosed to third parties of any kind without its written consent. Only those drawings and diagrams marked "for approval" or "approved" may be used for manufacturing purposes. All drawings shown in this diagram are in open position, drawn out with operating mechanism discharged and all power sources off.

Les informations techniques contenues dans ce document sont la propriete exclusive de Schneider Electric Industries S.A.S et ne peuvent etre utilisees ou divulguees a des tiers quels qu'ils soient sans son accord ecrit. Seuls nous engagent les plans marqués "pour approbation" et "approuvés". Les appareils représentés sur ce schéma sont en position ouvert - désarmés - débrochés - toutes sources coupées.

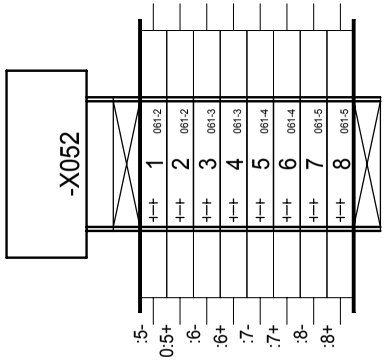


=N201
+AL01

| Ind. Rev | Date Date | Modification / Modification | Archiv. Micro-filmed | Ind. Rev | Date Date | Modification / Modification | Archiv. Micro-filmed |
|---|---|---|---|---|---|---|---|
| 00 | 16/04/2010 | Edition originale / First issue | | | | | |

BORNIER : =N201+AL01-X052

JUMBO SCORE 400

SAINT PIERRE

Schneider Electric

| Projet - No commande Project - Order No. | Indice Rev | Folio Sheet |
|---|---|---|
| 0298133200 EW3TF0064 | 00 | 157 |

The technical information contained in this document is the exclusive property of Schneider Electric Industries S.A.S and cannot be used or disclosed to third parties of any kind without its written consent. Only those drawings and diagrams marked "for approval" or "approved" may be used for manufacturing purposes. All devices shown in this diagram are in open position, drawn out with operating mechanism discharged and all power sources off.

Les informations techniques contenues dans ce document sont la propriete exclusive de Schneider Electric Industries S.A.S et ne peuvent etre utilisees ou divulguees a des tiers quels qu'ils soient sans son accord ecrit. Seuls nous engagent les plans marqués "pour approbation" et "approuvés". Les appareils représentés sur ce schéma sont en position ouvert - désarmés - débroches - toutes sources coupées.

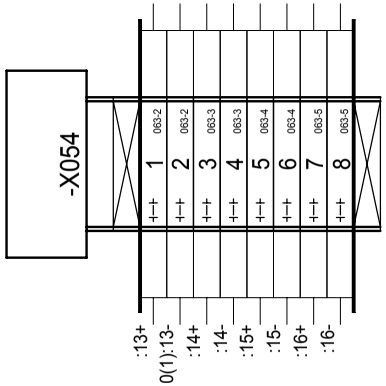


=N201
+AL01

| Ind. Rev | Date Date | Modification / Modification | Archiv. Micro-filmed | Ind. Rev | Date Date | Modification / Modification | Archiv. Micro-filmed |
|---|---|---|---|---|---|---|---|
| 00 | 16/04/2010 | Edition originale / First issue | | | | | |

BORNIER : =N201+AL01-X054

JUMBO SCORE 400

SAINT PIERRE

Schneider Electric

| Projet - No commande Project - Order No. | Indice Rev | Folio Sheet |
|---|---|---|
| 0298133200 EW3TF0064 | 00 | 158 |

Les informations techniques contenues dans ce document sont la propriete exclusive de Schneider Electric Industries S.A.S et ne peuvent etre utilisees ou divulguees a des tiers quels qu'ils soient sans son accord écrit. Seuls nous engagent pour execution les plans et schémas remis après enregistrement de la commande. Les appareils représentés sur ce schéma sont en position ouvert - désarmés - débrochés - toutes sources coupées.

The technical information contained in this document is the exclusive property of Schneider Electric Industries S.A.S and cannot be used or disclosed to third parties of any kind without its written consent. Only those drawings and diagrams remitted after order booking are binding for execution. All devices shown in this diagrams are in open position, drawn out with operating mechanism discharged and all power sources off.

=N201
+AL01

-X061

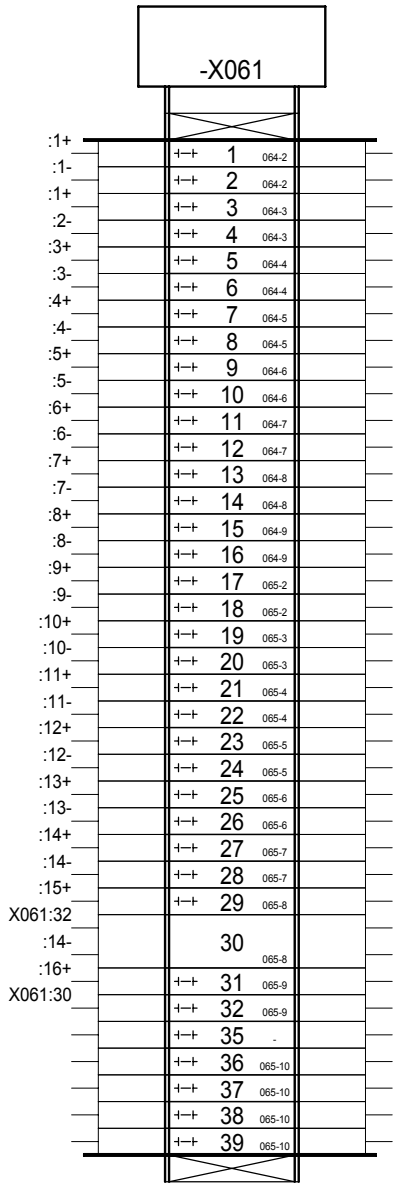


| Ind. Rev. | Date Date | Modification / Modification | Archiv/ Micro-filmed |
|---|---|---|---|
| 02 | 30/08/2010 | Edition originale / First issue | |

| Ind. Rev. | Date Date | Modification / Modification | Archiv/ Micro-filmed |
|---|---|---|---|
| | | | |

BORNIER : =N201+AL01-X061

JUMBO SCORE 400
SAINT PIERRE

Schneider Electric

Projet - No commande / Project - Order No.: EW3TF0064

0298133200

Indice / Rev.: 02

Folio / Sheet: 159

A3 suite - 01/2008

The technical information contained in this document is the exclusive property of Schneider Electric Industries S.A.S and cannot be used or disclosed to third parties of any kind without its written consent. Only those drawings and diagrams marked "for approval" or "for construction" are binding. All drawings shown in this diagram are in open position, drawn out with operating mechanism discharged and all power sources off.

Les informations techniques contenues dans ce document sont la propriete exclusive de Schneider Electric Industries S.A.S et ne peuvent etre utilisees ou divulguees a des tiers quels qu'ils soient sans son accord ecrit. Seuls nous engagent ceux qui sont marqués "pour approbation" ou "pour construction". Les appareils représentés sur ce schéma sont en position ouvert - désarmés - débroches - toutes sources coupées.

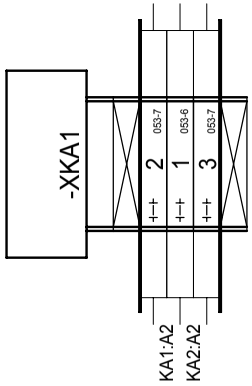


=N201
+AL01

| Ind. Rev | Date Date | Modification / Modification | Archiv. Micro-filmed | Ind. Rev | Date Date | Modification / Modification | Archiv. Micro-filmed |
|---|---|---|---|---|---|---|---|
| 00 | 16/04/2010 | Edition originale / First issue | | | | | |

BORNIER : =N201+AL01-XKA1

JUMBO SCORE 400

SAINT PIERRE

Schneider Electric

| Projet - No commande Project - Order No. | Indice Rev | Folio Sheet |
|---|---|---|
| 0298133200 EW3TF0064 | 00 | 160 |

The technical information contained in this document is the exclusive property of Schneider Electric Industries S.A.S and cannot be used or disclosed to third parties of any kind without its written consent. Only those drawings and diagrams marked "for construction" or "approved for construction" in the drawing are to be used for construction. All drawings shown in this diagram are in open position, drawn out with operating mechanism discharged and all power sources off.

Les informations techniques contenues dans ce document sont la propriete exclusive de Schneider Electric Industries S.A.S et ne peuvent etre utilisees ou divulguees a des tiers quels qu'ils soient sans son accord ecrit. Seuls nous engagent ceux qui sont marqués "pour construire" ou "approuvé pour construire" de la connaissance. Les appareils représentés sur ce schéma sont en position ouvert - désarmés - débrochés - toutes sources coupées.

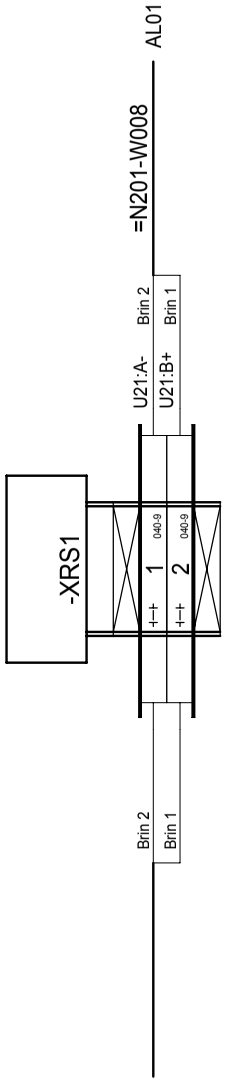


=N201
+AL01

| Ind. Rev | Date Date | Modification / Modification | Archiv. Micro-filmed | Ind. Rev | Date Date | Modification / Modification | Archiv. Micro-filmed |
|---|---|---|---|---|---|---|---|
| 00 | 16/04/2010 | Edition originale / First issue | | | | | |

BORNIER : =N201+AL01-XRS1

JUMBO SCORE 400

SAINT PIERRE

Schneider Electric

| Projet - No commande<br>Project - Order No. | Indice<br>Rev | Folio<br>Sheet |
|---|---|---|
| 0298133200<br>EW3TF0064 | 00 | 161 |

A3 suite - 01/2008

| Nom composant / Component name: Localisation (Location) | Installation (Function) | Repère (Tag) | Page (Sheet) | Designation | Fabricant (Manufacturer) | Ref. fabricant (Manufacturer Ref.) |
|---|---|---|---|---|---|---|
| AL01 | N201 | A01 | 050 | ALIMENTATION BOITIER CPU PHENIX, BOITIER EXT-2, ADRESSAGE PAR ROUE CODEUSE, RS485 PAR SWITCH | SCHNEIDER ELECTRIC | 0RIO2 UPS-2 |
| | | A02 | 050 | BOITIER EXT-2, 1 EMPLACEMENTS CARTES T2, ADRESSAGE PAR ROUE CODEUSE | SCHNEIDER ELECTRIC | 0RIO2 EXT-2 |
| | | A03 | 050 | BOITIER EXT-2, 1 EMPLACEMENTS CARTES T2, ADRESSAGE PAR ROUE CODEUSE | SCHNEIDER ELECTRIC | 0RIO2 EXT-2 |
| | | A04 | 050 | BOITIER EXT-1, 4 EMPLACEMENTS CARTES T1, ADRESSAGE PAR ROUE CODEUSE | SCHNEIDER ELECTRIC | 0RIO2 EXT-1 |
| | | A05 | 050 | BOITIER EXT-1, 4 EMPLACEMENTS CARTES T1, ADRESSAGE PAR ROUE CODEUSE | SCHNEIDER ELECTRIC | 0RIO2 EXT-1 |
| | | A06 | 050 | BOITIER EXT-2, 1 EMPLACEMENTS CARTES T2, ADRESSAGE PAR ROUE CODEUSE | SCHNEIDER ELECTRIC | 0RIO2 EXT-2 |
| | | A11 | 042 | PC DE TELEGESTION INTEL PENTIUM UNO | ADVANTECH | UNO-1170E |
| | | A12 | 042 | CARTE DE GESTION 4 PORTS RS485 | ADVANTECH | PCM-3614I |
| | | A021 | 050 | CARTE 16 ENTREES LOGIQUES ET COMPTAGES, TAILLE 2 | NAPAC | 0RIO2 16DI |
| | | A031 | 050 | CARTE 16 ENTREES LOGIQUES ET COMPTAGES, TAILLE 2 | NAPAC | 0RIO2 16DI |
| | | A041 | 050 | CARTE 4 ENTREES ANALOGIQUES UNIVERSELLES, TAILLE 1 | NAPAC | 0RIO1 4AI |
| | | A042 | 050 | CARTE 4 SORTIES LOGIQUES RELAIS ELECTROMECANIQUE, TAILLE 1 | NAPAC | 0RIO1 4DO |
| | | A043 | 050 | CARTE 4 SORTIES LOGIQUES RELAIS ELECTROMECANIQUE, TAILLE 1 | NAPAC | 0RIO1 4DO |
| | | A044 | 050 | CARTE 4 SORTIES LOGIQUES RELAIS ELECTROMECANIQUE, TAILLE 1 | NAPAC | 0RIO1 4DO |
| | | A051 | 050 | CARTE 4 ENTREES LOGIQUES TOR, TAILLE 1 | NAPAC | 0RIO1 4DI |
| | | A052 | 050 | CARTE 4 ENTREES LOGIQUES TOR, TAILLE 1 | NAPAC | 0RIO1 4DI |
| | | A053 | 050 | CARTE 4 SORTIES LOGIQUES RELAIS ELECTROMECANIQUE, TAILLE 1 | NAPAC | 0RIO1 4DO |
| | | A054 | 050 | CARTE 4 ENTREES LOGIQUES TOR, TAILLE 1 | NAPAC | 0RIO1 4DI |
| | | A061 | 050 | CARTE 16 ENTREES LOGIQUES ET COMPTAGES, TAILLE 2 | NAPAC | 0RIO2 16DI |
| | | AL01 | 104 | ARMOIRE SPACIAL SF 2000x800x400 AVEC CHASSIS RAL 7035 | SCHNEIDER ELECTRIC | NSYSF20840P |
| | | | 104 | GRILLE DE SORTIE POUR VENTILATEUR 223x223, RAL 7035, IP54 | SCHNEIDER ELECTRIC | NSYCAG223LPF |
| | | | 104 | PORTE SCHEMAS A4 PLASTIQUE, PROFONDEUR 22mm, GRIS RAL 7035 | SCHNEIDER ELECTRIC | NSYDPA4 |
| | | | 104 | LOT DE 4 ANNEAUX DE LEVAGE M12 | SCHNEIDER ELECTRIC | NSYSMEB |
| | | | 104 | PLAQUE PASSE-CABLE 2 PARTIES 800x400 | SCHNEIDER ELECTRIC | NSYEC841 |
| | | | 104 | JEU DE JOINT BALAIS LARGEUR 800 | SCHNEIDER ELECTRIC | NSYBCE8 |
| | | B01 | 032 | HYGROTHERME 230V CA AFFICHAGE C° | SCHNEIDER ELECTRIC | NSYCCOHYT230VID |
| | | F1 | 040 | FICHE PARAFOUDRE LIAISON HF 3FILS-In:10kA (8/20)-Uc:13VCC | PHOENIX CONTACT | 2858043 |
| | | | 040 | EMBASE PARAFOUDRE AVEC DECOUPLAGE ECRAN/MASSE | PHOENIX CONTACT | 2856126 |
| | | | 040 | RACCORDEMENT AUTODENUDANT POUR BLINDAGE | PHOENIX CONTACT | 2839295 |
| | | F21 | 043 | FICHE PARAFOUDRE LIAISON HF 3FILS-In:10kA (8/20)-Uc:13VCC | PHOENIX CONTACT | 2858043 |
| | | | 043 | EMBASE PARAFOUDRE AVEC DECOUPLAGE ECRAN/MASSE | PHOENIX CONTACT | 2856126 |
| | | | 043 | RACCORDEMENT AUTODENUDANT POUR BLINDAGE | PHOENIX CONTACT | 2839295 |
| | | F22 | 043 | FICHE PARAFOUDRE LIAISON HF 3FILS-In:10kA (8/20)-Uc:13VCC | PHOENIX CONTACT | 2858043 |
| | | | 043 | EMBASE PARAFOUDRE AVEC DECOUPLAGE ECRAN/MASSE | PHOENIX CONTACT | 2856126 |
| | | | 043 | RACCORDEMENT AUTODENUDANT POUR BLINDAGE | PHOENIX CONTACT | 2839295 |
| | | GR1 | 033 | MODULE REDONDANT 24VCC/24VCC 40A | PHOENIX CONTACT | 2938963 |
| | | HL1 | 032 | ECLAIRAGE AVEC PRISE DE COURANT UTE ET BALLASTE ELECTRONIQUE, 11W, 230VCA | STEGO | 02521.1-05 |
| | | K01 | 057 | BORNE-RELAIS DE SORTIE 1INV, 24V AC/DC, LED | TELEMECANIQUE | ABR1S318B |
| | | K02 | 057 | BORNE-RELAIS DE SORTIE 1INV, 24V AC/DC, LED | TELEMECANIQUE | ABR1S318B |
| | | K03 | 057 | BORNE-RELAIS DE SORTIE 1INV, 24V AC/DC, LED | TELEMECANIQUE | ABR1S318B |
| | | K04 | 057 | BORNE-RELAIS DE SORTIE 1INV, 24V AC/DC, LED | TELEMECANIQUE | ABR1S318B |
| | | K05 | 058 | BORNE-RELAIS DE SORTIE 1INV, 24V AC/DC, LED | TELEMECANIQUE | ABR1S318B |
| | | K06 | 058 | BORNE-RELAIS DE SORTIE 1INV, 24V AC/DC, LED | TELEMECANIQUE | ABR1S318B |
| | | K07 | 058 | BORNE-RELAIS DE SORTIE 1INV, 24V AC/DC, LED | TELEMECANIQUE | ABR1S318B |
| | | K08 | 058 | BORNE-RELAIS DE SORTIE 1INV, 24V AC/DC, LED | TELEMECANIQUE | ABR1S318B |
| | | K09 | 059 | BORNE-RELAIS DE SORTIE 1INV, 24V AC/DC, LED | TELEMECANIQUE | ABR1S318B |
| | | K010 | 059 | BORNE-RELAIS DE SORTIE 1INV, 24V AC/DC, LED | TELEMECANIQUE | ABR1S318B |
| | | K011 | 059 | BORNE-RELAIS DE SORTIE 1INV, 24V AC/DC, LED | TELEMECANIQUE | ABR1S318B |
| | | K012 | 059 | BORNE-RELAIS DE SORTIE 1INV, 24V AC/DC, LED | TELEMECANIQUE | ABR1S318B |
| | | K013 | 062 | BORNE-RELAIS DE SORTIE 1INV, 24V AC/DC, LED | TELEMECANIQUE | ABR1S318B |

The technical information contained in this document is the exclusive property of Schneider Electric Industries S.A.S and cannot be used or disclosed to third parties of any kind without its written consent. Only those drawings and diagrams printed after express order are binding for execution. All drawings shown in the plans are in open position, drawn out with operating mechanism discharged and all power sources off.

Les informations techniques contenues dans ce document sont la propriete exclusive de Schneider Electric Industries S.A.S et ne peuvent etre utilisees ou divulguees a des tiers quels qu'ils soient sans son accord ecrit. Seuls nous engagent les plans imprimes a l'ordre. Les plans et schemas ci-apres sont presentes en position ouverte, hors de la commande, les appareils de coupure sur ce schéma sont en position ouvert - désarmés - débrochés - toutes sources coupées.

| Ind. (Rev) | Date (Date) | Modification / Modification | Archiv. (Micro-filmed) | Ind. (Rev) | Date (Date) | Modification / Modification | Archiv. (Micro-filmed) |
|---|---|---|---|---|---|---|---|
| 02 | 30/08/2010 | Edition originale / First issue | | | | | |

NOMENCLATURE

JUMBO SCORE 400

SAINT PIERRE

Schneider Electric

0298133200

| Projet - No commande (Project - Order No.) | Indice (Rev) | Folio (Sheet) |
|---|---|---|
| EW3TF0064 | 02 | 200 |

| Nom composant / Component name: Localisation (Location) | Installation (Function) | Repère (Tag) | Page (Sheet) | Designation | Fabricant (Manufacturer) | Ref. fabricant (Manufacturer Ref.) |
|---|---|---|---|---|---|---|
| | | K014 | 062 | BORNE-RELAIS DE SORTIE 1INV, 24V AC/DC, LED | TELEMECANIQUE | ABR1S318B |
| | | K015 | 062 | BORNE-RELAIS DE SORTIE 1INV, 24V AC/DC, LED | TELEMECANIQUE | ABR1S318B |
| | | K016 | 062 | BORNE-RELAIS DE SORTIE 1INV, 24V AC/DC, LED | TELEMECANIQUE | ABR1S318B |
| | | KA1 | 053 | INTERFACE PLC +OPTOCOUPLEUR IN:24VDC / OUT: 24VDC/100mA | PHOENIX CONTACT | 2966728 |
| | | KA2 | 053 | INTERFACE PLC +OPTOCOUPLEUR IN:24VDC / OUT: 24VDC/100mA | PHOENIX CONTACT | 2966728 |
| | | QF1 | 031 | DISJONCTEUR C60N BI 10A COURBE D | MERLIN GERIN | 24586 |
| | | QF2 | 031 | DISJONCTEUR C60N BI 3A COURBE D | MERLIN GERIN | 24582 |
| | | QF3 | 031 | DISJONCTEUR C60N BI 3A COURBE D | MERLIN GERIN | 24582 |
| | | QF4 | 031 | DISJONCTEUR C60N BI 1A COURBE C | MERLIN GERIN | 24196 |
| | | QF5 | 031 | DISJONCTEUR C60N BI 1A COURBE C | MERLIN GERIN | 24196 |
| | | QF6 | 032 | DISJONCTEUR C60N BI 10A COURBE D | MERLIN GERIN | 24586 |
| | | | 032 | CONTACT OF | MERLIN GERIN | 26924 |
| | | QF7 | 032 | DISJONCTEUR C60N BI 3A COURBE D | MERLIN GERIN | 24582 |
| | | | 032 | CONTACT OF | MERLIN GERIN | 26924 |
| | | QF8 | 032 | DISJONCTEUR C60N BI 2 A COURBE C | MERLIN GERIN | 24197 |
| | | | 032 | BLOC VIGI C60 = 25A BI 220-415 VAC 30mA | MERLIN GERIN | 26509 |
| | | QF9 | 034 | DISJONCTEUR C60H-DC UNI 2 A COURBE C | MERLIN GERIN | MGN61502 |
| | | QF10 | 034 | DISJONCTEUR C60H-DC UNI 1 A COURBE C | MERLIN GERIN | MGN61501 |
| | | QF11 | 034 | DISJONCTEUR C60H-DC UNI 1 A COURBE C | MERLIN GERIN | MGN61501 |
| | | QF12 | 034 | DISJONCTEUR C60H-DC UNI 1 A COURBE C | MERLIN GERIN | MGN61501 |
| | | QF13 | 034 | DISJONCTEUR C60H-DC UNI 0.5 A COURBE C | MERLIN GERIN | MGN61500 |
| | | | 034 | CONTACT OF | MERLIN GERIN | 26924 |
| | | QF14 | 034 | DISJONCTEUR C60H-DC UNI 0.5 A COURBE C | MERLIN GERIN | MGN61500 |
| | | | 034 | CONTACT OF | MERLIN GERIN | 26924 |
| | | QF15 | 034 | DISJONCTEUR C60H-DC UNI 0.5 A COURBE C | MERLIN GERIN | MGN61500 |
| | | | 034 | CONTACT OF | MERLIN GERIN | 26924 |
| | | QF16 | 034 | DISJONCTEUR C60H-DC UNI 0.5 A COURBE C | MERLIN GERIN | MGN61500 |
| | | | 034 | CONTACT OF | MERLIN GERIN | 26924 |
| | | QF17 | 035 | DISJONCTEUR C60H-DC BI 1 A COURBE C | MERLIN GERIN | MGN61521 |
| | | QF18 | 035 | DISJONCTEUR C60H-DC BI 1 A COURBE C | MERLIN GERIN | MGN61521 |
| | | QF19 | 035 | DISJONCTEUR C60H-DC BI 1 A COURBE C | MERLIN GERIN | MGN61521 |
| | | QF20 | 035 | DISJONCTEUR C60H-DC BI 1 A COURBE C | MERLIN GERIN | MGN61521 |
| | | QF21 | 035 | DISJONCTEUR C60H-DC BI 1 A COURBE C | MERLIN GERIN | MGN61521 |
| | | QF22 | 035 | DISJONCTEUR C60H-DC BI 1 A COURBE C | MERLIN GERIN | MGN61521 |
| | | QF24 | 035 | DISJONCTEUR C60H-DC BI 1 A COURBE C | MERLIN GERIN | MGN61521 |
| | | QF25 | 035 | DISJONCTEUR C60H-DC BI 1 A COURBE C | MERLIN GERIN | MGN61521 |
| | | R01 | 032 | RESISTANCE CHAUFFANTE VENTILEE ISOLEE 170W 230VCA 170W | SCHNEIDER ELECTRIC | NSYCR170W230VVC |
| | | U1 | 033 | ALIMENTATION REGULEE A DECOUP. MONO 100...240VAC/24VDC 240W | TELEMECANIQUE | ABL8RPS24100 |
| | | U2 | 033 | ALIMENTATION REGULEE A DECOUP. MONO 100...240VAC/24VDC 240W | TELEMECANIQUE | ABL8RPS24100 |
| | | U21 | 040 | ISOLATEUR DE LIGNE RS485, 24Vcc, ISOLATION 2.5KV | ETIC | SI 485 |
| | | U31 | 043 | EXTENSEUR DE LIAISON RS485 | EQUIP'TRANS | EL485RD2/230VAC |
| | | U32 | 043 | EXTENSEUR DE LIAISON RS485 | EQUIP'TRANS | EL485RD2/230VAC |
| | | U41 | 048 | SWITCH ETHERNET 14 PORTS 10/100 TX ET 2 PORTS 100 FX-MM | TELEMECANIQUE | TCSESM163F2CU0 |
| | | W001 | 040 | CABLE MULTICONDUCTEURS BLINDE RS485 | TELEMECANIQUE | 490NAA27101 |
| | | W002 | 042 | CABLE MULTICONDUCTEURS BLINDE RS485 | TELEMECANIQUE | 490NAA27101 |
| | | W003 | 040 | CABLE MULTICONDUCTEURS BLINDE RS485 | TELEMECANIQUE | 490NAA27101 |
| | | W004 | 042 | CABLE MULTICONDUCTEURS BLINDE RS485 | TELEMECANIQUE | 490NAA27101 |
| | | W005 | 042 | CABLE MULTICONDUCTEURS BLINDE RS485 | TELEMECANIQUE | 490NAA27101 |
| | | W006 | 043 | CABLE MULTICONDUCTEURS BLINDE RS485 | TELEMECANIQUE | 490NAA27101 |
| | | W007 | 043 | CABLE MULTICONDUCTEURS BLINDE RS485 | TELEMECANIQUE | 490NAA27101 |

The technical information contained in this document is the exclusive property of Schneider Electric Industries S.A.S and cannot be used or disclosed to third parties of any kind without its written consent. Only those drawings and diagrams printed after approval of the technical dossier bearing the mention "Approved for manufacture" are in open position, drawn out with operating mechanism discharged and all power sources off.

Les informations techniques contenues dans ce document sont la propriete exclusive de Schneider Electric Industries S.A.S et ne peuvent etre utilisees ou divulguees a des tiers quels qu'ils soient sans son accord ecrit. Seuls nous engagent les plans imprimes apres approbation du dossier technique portant la mention "Bon pour fabrication" et ne figurant sur ce schéma sont en position ouvert - désarmés - débrochés - toutes sources coupées.

| Ind. (Rev) | Date (Date) | Modification / Modification | Archiv. (Micro-filmed) | Ind. (Rev) | Date (Date) | Modification / Modification | Archiv. (Micro-filmed) |
|---|---|---|---|---|---|---|---|
| 02 | 30/08/2010 | Edition originale / First issue | | | | | |

NOMENCLATURE

JUMBO SCORE 400

SAINT PIERRE

Schneider Electric

0298133200

Projet - No commande (Project - Order No.): EW3TF0064

Indice (Rev): 02

Folio (Sheet): 201

| Nom composant / Component name: Localisation (Location) | Installation (Function) | Repère (Tag) | Page (Sheet) | Designation | Fabricant (Manufacturer) | Ref. fabricant (Manufacturer Ref.) |
|---|---|---|---|---|---|---|
| | | W008 | 040 | CABLE MULTICONDUCTEURS BLINDE RS485 | TELEMECANIQUE | 490NAA27101 |
| | | W009 | 056 | CABLE MULTICONDUCTEURS BLINDE RS485 | TELEMECANIQUE | 490NAA27101 |
| | | W010 | 056 | CABLE MULTICONDUCTEURS BLINDE RS485 | TELEMECANIQUE | 490NAA27101 |
| | | W011 | 056 | CABLE MULTICONDUCTEURS BLINDE RS485 | TELEMECANIQUE | 490NAA27101 |
| | | W012 | 056 | CABLE MULTICONDUCTEURS BLINDE RS485 | TELEMECANIQUE | 490NAA27101 |
| | | WET001 | 042 | CORDON RESEAU ETHERNET BLINDE, CATEGORIE 5, PAIRE TORSADEE DROIT 2M | TELEMECANIQUE | 490 NTW 000 02 |
| | | X1 | | BLOC DE JONCTION SECTIONNABLE A COUTEAU 2.5mm2, GRIS, 5mm | TELEMECANIQUE | AB1RRNSC235U3 |
| | | X2 | | BLOC DE JONCTION SECTIONNABLE A COUTEAU 2.5mm2, GRIS, 5mm | TELEMECANIQUE | AB1RRNSC235U3 |
| | | X3 | | BLOC DE JONCTION SECTIONNABLE A COUTEAU 2.5mm2, GRIS, 5mm | TELEMECANIQUE | AB1RRNSC235U3 |
| | | X021 | | BLOC DE JONCTION SECTIONNABLE A COUTEAU 2.5mm2, GRIS, 5mm | TELEMECANIQUE | AB1RRNSC235U3 |
| | | | | CLOISON POUR BLOCS DE JONCTION, EPAISSEUR 1.5mm | TELEMECANIQUE | AB1RRNAC244GR |
| | | X031 | | BLOC DE JONCTION SECTIONNABLE A COUTEAU 2.5mm2, GRIS, 5mm | TELEMECANIQUE | AB1RRNSC235U3 |
| | | X041 | | BLOC DE JONCTION SECTIONNABLE A COUTEAU 2.5mm2, GRIS, 5mm | TELEMECANIQUE | AB1RRNSC235U3 |
| | | X051 | | BLOC DE JONCTION SECTIONNABLE A COUTEAU 2.5mm2, GRIS, 5mm | TELEMECANIQUE | AB1RRNSC235U2 |
| | | | | CLOISON POUR BLOCS DE JONCTION, EPAISSEUR 1.5mm | TELEMECANIQUE | AB1RRNAC244GR |
| | | X052 | | BLOC DE JONCTION SECTIONNABLE A COUTEAU 2.5mm2, GRIS, 5mm | TELEMECANIQUE | AB1RRNSC235U2 |
| | | | | CLOISON POUR BLOCS DE JONCTION, EPAISSEUR 1.5mm | TELEMECANIQUE | AB1RRNAC244GR |
| | | X054 | | BLOC DE JONCTION SECTIONNABLE A COUTEAU 2.5mm2, GRIS, 5mm | TELEMECANIQUE | AB1RRNSC235U2 |
| | | | | CLOISON POUR BLOCS DE JONCTION, EPAISSEUR 1.5mm | TELEMECANIQUE | AB1RRNAC244GR |
| | | X061 | | BLOC DE JONCTION SECTIONNABLE A COUTEAU 2.5mm2, GRIS, 5mm | TELEMECANIQUE | AB1RRNSC235U3 |
| | | | | CLOISON POUR BLOCS DE JONCTION, EPAISSEUR 1.5mm | TELEMECANIQUE | AB1RRNAC244GR |
| | | XKA1 | | BLOC DE JONCTION SECTIONNABLE A COUTEAU 2.5mm2, GRIS, 5mm | TELEMECANIQUE | AB1RRNSC235U3 |
| | | | | CLOISON POUR BLOCS DE JONCTION, EPAISSEUR 1.5mm | TELEMECANIQUE | AB1RRNAC244GR |
| | | XRS1 | | BLOC DE JONCTION SECTIONNABLE A COUTEAU 2.5mm2, GRIS, 5mm | TELEMECANIQUE | AB1RRNSC235U3 |
| | | | | CLOISON POUR BLOCS DE JONCTION, EPAISSEUR 1.5mm | TELEMECANIQUE | AB1RRNAC244GR |
| | | Z1 | 030 | FILTRE CEM FN 680, COURANT DE SERVICE DE 1 A 10A | SCHAFFNER | FN 682-6.5/06 |
| | | Z2 | 030 | FILTRE CEM FN 680, COURANT DE SERVICE DE 1 A 10A | SCHAFFNER | FN 682-6.5/06 |

The technical information contained in this document is the exclusive property of Schneider Electric Industries S.A.S and cannot be used or disclosed to third parties of any kind without its written consent. Only those drawings and diagrams printed after processing are valid. All drawings are shown in the open position and all power sources off.

Les informations techniques contenues dans ce document sont la propriete exclusive de Schneider Electric Industries S.A.S et ne peuvent etre utilisees ou divulguees a des tiers quels qu'ils soient sans son accord ecrit. Seuls nous engagent pour ce dossier les plans et schemas imprimes apres traitement. Les plans et schemas ci-joints ne sont valables que si ce schéma sont en position ouvert - désarmés - débroché - toutes sources coupées.

| Ind. (Rev) | Date (Date) | Modification / (Modification) | Archiv. (Micro-filmed) | Ind. (Rev) | Date (Date) | Modification / (Modification) | Archiv. (Micro-filmed) |
|---|---|---|---|---|---|---|---|
| 02 | 30/08/2010 | Edition originale / First issue | | | | | |

NOMENCLATURE

JUMBO SCORE 400

SAINT PIERRE

Schneider Electric

0 2 9 8 1 3 3 2 0 0

| Projet - No commande (Project - Order No.) | Indice (Rev) | Folio (Sheet) |
|---|---|---|
| EW3TF0064 | 02 | 202 |