The technical information contained in this document is the exclusive property of Schneider Electric Industries S.A.S and cannot be used or disclosed to third parties in any form without its written consent. Only those drawings and diagrams certified after order bearing an inverter symbol, are valid. All devices shown in this drawing are in open position, drawn out with operating mechanism discharged and all power sources off.

Les informations techniques contenues dans ce document sont la propriété exclusive de Schneider Electric Industries S.A.S et ne peuvent être utilisées ou divulguées à des tiers quels qu'ils soient sans son accord écrit. Seuls nous engagent les documents certifiés après commande. Les appareils représentés sur ce schéma sont en position ouvert - désarmés - déchargés - toutes sources coupées.

Ind Rev	Date Date	Modification / Modification	Nom / Name	Visa	Nom / Name	Visa	Nom / Name	Visa	Archiv. Micro-filmed
01	06/05/2013	Mise à jour	BOUSSIN		GUILLET		VERY		
00	25/03/2013	Edition originale / First issue	BOUSSIN		GUILLET		VERY		
			Dessine / Drawn		Verifie / Checked		Approuve / Approved		

ARMOIRE MONITORING

PDL / PTR

SCHEMA DE DETAIL

MONITORING
PHOTOVOLTAIQUE
CASINO LOT 5
PDL / PTR

Echelle / Scale: 1/1

Unite / Department: P&EC

Schneider Electric

Code diffusion / Distribution code:

Projet - No commande / Project - Order No.: FR-7000166

ABE00008

Indice / Rev: 01

Folio / Sheet: 001

A3 garde - 11/2006

Folio Sheet	Designation Designation	Indice de modification Revision									
001	PAGE DE GARDE	00	01								
002	PAGE RECAPITULATIVE / SUMMARY	00	01								
003	PAGE RECAPITULATIVE / SUMMARY	00	01								
010	LISTE DES SYMBOLES	00									
011	LISTE DES SYMBOLES	00									
012	PRINCIPE DE REPERAGE	00									
013	REPERES ESSENTIELS - TABLE 1 -	00									
014	REPERE EMPLACEMENTS PHYSIQUES - TABLE 2 -	00									
015	REPERAGE DES MATERIELS - TABLE 3 -	00									
019	MARQUAGE	00									
020	UNIFILAIRE	00									
021	UNIFILAIRE	00									
022	UNIFILAIRE	00									
032	ALIMENTATION 230VCA	00									
033	ALIMENTATION 24VCC	00									
034	DISTRIBUTION DES POLARITES 24VCC	00									
035	DISTRIBUTION DES POLARITES 24VCC	00									
036	DISTRIBUTION DES POLARITES 24VCC	00									
038	COMMANDE ONDULEURS	00									
040	EXTENSEUR MODBUS RS485 24VCC	00	01								
041	EXTENSEUR MODBUS RS485 24VCC	00	01								
042	EXTENSEUR MODBUS RS485 24VCC	00	01								
043	EXTENSEUR MODBUS RS485 24VCC	00	01								
044	COFFRET OPTIQUE FIDJI V2	00									
046	SWITCH ETHERNET	00	01								
050	PC DE TELEGESTION	00	01								
052	API NAPAC	00									
054	CARTE 16 ENTREES TOR ENTREES 1 A 8	00									
055	CARTE 16 ENTREES TOR ENTREES 9 A 16	00	01								
056	CARTE 16 ENTREES TOR ENTREES 9 A 16	00									
057	CARTE 16 ENTREES TOR ENTREES 1 A 8	00									
058	CARTE 16 ENTREES TOR ENTREES 9 A 16	00									
059	CARTE 4 ENTREES ANALOGIQUES UNIVERSELLES	00									
060	CARTE 4 SORTIES TOR RELAIS ELECTROMECANIQUES ELECTROMECHANICAL RELAYS	00									
061	CARTE 4 SORTIES TOR RELAIS ELECTROMECANIQUES	00									
062	RESERVES SUR BORNES	00									
063	CARTE 16 ENTREES TOR ENTREES 1 A 8	00	01								
064	CARTE 16 ENTREES TOR ENTREES 9 A 16	00	01								
065	CARTE 16 ENTREES TOR ENTREES 1 A 8	00	01								
066	CARTE 16 ENTREES TOR ENTREES 9 A 16	00									
080	CONFIGURATION API M340	00	01								
081	MODULE ENTREES ANALOGIQUES	00									

The technical information contained in this document is the exclusive property of Schneider Electric Industries S.A.S and cannot be used or disclosed to third parties of any kind without its written consent. Only those drawings and documents marked "for construction" are approved for construction. All devices shown on the drawings are in open position, drawn out with operating mechanism discharged and all power sources off.

Les informations techniques contenues dans ce document sont la propriété exclusive de Schneider Electric Industries S.A.S et ne peuvent être utilisées ou divulguées à des tiers quels qu'ils soient sans son accord écrit. Seuls nous engagent ceux portant la mention "bon pour exécution". Les appareils représentés sur ce schéma sont en position ouvert - désarmés - déchargés - toutes sources coupées.

Archivage
Microfilmed

PAGE RECAPITULATIVE / SUMMARY

MONITORING
PHOTOVOLTAIQUE
CASINO LOT 5
PDL / PTR

Schneider Electric

ABE00008

Projet - No commande
Project - Order No.
FR-7000166

Indice
Rev
01

Folio
Sheet
002

A3 recap 1 - 11/2006

Folio Sheet	Designation Designation	Indice de modification Revision
082	MODULE ENTREES TOR ENTREES 1 A 8	00
083	MODULE ENTREES TOR ENTREES 9 A 16	00
084	MODULE ENTREES TOR ENTREES 17 A 24	00
085	MODULE ENTREES TOR ENTREES 25 A 32	00
086	MODULE ENTREES TOR ENTREES 1 A 8	00
087	MODULE ENTREES TOR ENTREES 9 A 16	00
088	MODULE ENTREES TOR ENTREES 17 A 24	00
089	MODULE ENTREES TOR ENTREES 25 A 32	00
090	MODULE SORTIES TOR SORTIES 1 A 8	00
091	MODULE SORTIES TOR SORTIES 9 A 16	00
092	MODULE SORTIES TOR SORTIES 17 A 25	00
093	MODULE SORTIES TOR SORTIES 26 A 32	00
150	BORNIER : =N201+AL01-X1	00
151	BORNIER : =N201+AL01-X2	00
152	BORNIER : =N201+AL01-X3	00
153	BORNIER : =N201+AL01-X4	00
154	BORNIER : =N201+AL01-X5	00
155	BORNIER : =N201+AL01-X021	00
156	BORNIER : =N201+AL01-X031	00
157	BORNIER : =N201+AL01-X041	00
158	BORNIER : =N201+AL01-X044	00
159	BORNIER : =N201+AL01-X051	00
160	BORNIER : =N201+AL01-X061	00
161	BORNIER : =N201+AL01-XKA1	00
200	NOMENCLATURE / PART LIST	00
201	NOMENCLATURE / PART LIST	00
202	NOMENCLATURE / PART LIST	00
203	NOMENCLATURE / PART LIST	00

The technical information contained in this document is the exclusive property of Schneider Electric Industries S.A.S and cannot be used or disclosed to third parties of any kind without its written consent. Only those drawings and documents marked "Approved for construction" are authorized to be used. Drawings shown in this document are in open position, drawn out with operating mechanism discharged and all power sources off.

Les informations techniques contenues dans ce document sont la propriété exclusive de Schneider Electric Industries S.A.S et ne peuvent être utilisées ou divulguées à des tiers quels qu'ils soient sans son accord écrit. Seuls nous engagent ceux marqués "Bon pour construire". Les appareils représentés sur ce schéma sont en position ouvert - désarmés - déclenchés - toutes sources coupées.

Archivage
Microfilmed

PAGE RECAPITULATIVE / SUMMARY

MONITORING
PHOTOVOLTAIQUE
CASINO LOT 5
PDL / PTR

Schneider Electric

ABE00008

Projet - No commande Project - Order No.	Indice Rev	Folio Sheet
FR-7000166	01	003

SYMBOLE SYMBOL	CODE	LEGENDE DESCRIPTION	SYMBOLE SYMBOL	CODE	LEGENDE DESCRIPTION	SYMBOLE SYMBOL	CODE	LEGENDE DESCRIPTION
		CONTACT A FERMETURE MAKE CONTACT			DISPOSITIF D'ACCROCHAGE EN PRISE DEVICE FOR RESTRICTING MOVEMENT BLOCKED POSITION		G	ELEMENT DE PILE OU ACCUMULATEUR PRIMARU CELL OR ACCUMULATOR
		CONTACT A OUVERTURE BREAK CONTACT			DISPOSITIF D'ACCROCHAGE LIBERE DEVICE FOR RESTRICTING MOVEMENT UNBLOCKED POSITION			
		CONTACT INVERSEUR CHANGE OVER CONTACT			TERRE DE PROTECTION EARTH PROTECTION		H	LAMPE DE SIGNALISATION SIGNAL LAMP
		CONTACT NO TEMPORISE AU TRAVAIL MAKE CONTACT DELAY WHEN OPERATING			TERRE FONCTIONNELLE FUNCTIONNAL EARTH		H	VOYANT MECANIQUE DE SIGNALISATION MECHANICAL INDICATOR
		CONTACT NF TEMPORISE AU TRAVAIL BREAK CONTACT DELAY WHEN OPERATING			TERRE EARTH		H	AVERTISSEUR HORN
		CONTACT NO TEMPORISE AU REPOS MAKE CONTACT DELAY WHEN RELEASING	P	B	COMMANDE PAR PRESSION OPERATED BY PRESSURE		H	SONNERIE HORN
		CONTACT NF TEMPORISE AU REPOS MAKE CONTACT DELAY WHEN RELEASING	U	B	COMMANDE PAR TEMPERATURE OPERATED BY TEMPERATURE			
		CONTACT DE PASSAGE A LA FERMETURE PASSING MAKE CONTACT CLOSING NOMENTARILY DURING OPERATION	h	B	COMMANDE PAR NIVEAU OPERATED BY LEVEL		KA	RELAIS - ORGANE DE COMMANDE RELAY - COIL
		CONTACT DE PASSAGE A L'OUVERTURE PASSING BREAK CONTACT CLOSING NOMENTARILY DURING OPERATION					KA	RELAIS A MISE AU REPOS RETARDEE SLOW RELEASING RELAY COIL
		CONTACT A FERMETURE ANTERIEURE AUX AUTRES CONTACTS DE L'ENSEMBLE MAKE CONTACT WICH OPERATES EARLIER RELATIVE TO THE ASSEMBLY OF CONTACT		C	CAPACITE - CONDENSATEUR CAPACITANCE - CAPACITOR		KA	RELAIS A MISE AU TRAVAIL RETARDEE SLOW OPERATING RELAY COIL
		CONTACT A FERMETURE POSTERIEURE AUX AUTRES CONTACTS DE L'ENSEMBLE MAKE CONTACT WICH OPERATES LATER RELATIVE TO THE ASSEMBLY OF CONTACT		E	RESISTANCE DE CHAUFFAGE HEATING RESISTOR		KM	CONTACTEUR CONTACTOR
		CONTACT A OUVERTURE POSTERIEURE AUX AUTRES CONTACTS DE L'ENSEMBLE BREAK CONTACT WICH OPERATES LATER RELATIVE TO THE ASSEMBLY OF CONTACT						
		CONTACT A OUVERTURE ANTERIEURE AUX AUTRES CONTACTS DE L'ENSEMBLE MAKE CONTACT WICH OPERATES EARLIER RELATIVE TO THE ASSEMBLY OF CONTACT		F	PARAFOUDRE LIGHTNING ARRESTER		P	INDICATEUR - SYMBOLE GENERAL INDICATING INSTRUMENT - GENERAL SYMBOL
		DISPOSITIF D'EMBROCHAGE WITHDRAWABLE DEVICE		F	COUPE CIRCUIT FUSE		P	ENREGISTREUR- SYMBOLE GENERAL RECORDING INSTRUMENT - GENERAL SYMBOL
		VERROUILLAGE MECANIQUE MECHANICAL INTERLOCK		F	DETECTION DE SURINTENSITE - EFFET THERMIQUE OVERCURRENT DETECTION - THERMAL EFFECT		P	COMPTEUR- SYMBOLE GENERAL INTEGRATING METER - GENERAL SYMBOL
		ENROULEMENT WINDING		F	DETECTION DE SURINTENSITE - EFFET MAGNETIQUE OVERCURRENT DETECTION - MAGNETIC EFFECT			

The technical information contained in this document is the exclusive property of Schneider Electric Industries S.A.S and cannot be used or disclosed to third parties of any kind without its written consent. Only those drawings and documents intended for order execution may be provided to third parties by contract. Levers shown in drawings are in open position, drawn out with operating mechanism discharged and all power sources off.

Les informations techniques contenues dans ce document sont la propriete exclusive de Schneider Electric Industries S.A.S et ne peuvent etre utilisees ou divulguees a des tiers quels qu'ils soient sans son accord ecrit. Seuls nous engagent ceux documents ou dessins destinés a execution de commande. Les appareils representes sur ce schéma sont en position ouvert - désarmés - débrochés - toutes sources coupées.

Ind. Rev	Date Date	Modification / Modification	Archiv. Micro-filmed	Ind. Rev	Date Date	Modification / Modification	Archiv. Micro-filmed
00	25/03/2013	Edition originale / First issue					

LISTE DES SYMBOLES

MONITORING
PHOTOVOLTAIQUE
CASINO LOT 5
PDL / PTR

Schneider Electric

ABE00008

Projet - No commande Project - Order No.	Indice Rev	Folio Sheet
FR-7000166	00	010

A3 suite - 11/2006

SYMBOLE SYMBOL	CODE	LEGENDE DESCRIPTION	SYMBOLE SYMBOL	CODE	LEGENDE DESCRIPTION	SYMBOLE SYMBOL	CODE	LEGENDE DESCRIPTION
	Q	INTERRUPTEUR SWITCH		S	COMMANDE PAR LEVIER OPERATED BY LEVER		U	CONVERTISSEUR TRANSDUCER
	Q	DISJONCTEUR CIRCUIT BREAKER		S	COMMANDE PAR CLEF OPERATED BY KEY			
	Q	SECTIONNEUR DISCONNECTOR (ISOLATOR)		S	TL OU TPL POUR SECTIONNEUR DISCREPANCY SWITCH FOR DISCONNECTOR		V	FONCTION REDRESSEUSE RECTIFYING FUNCTION
	Q	INTERRUPTEUR SECTIONNEUR SWITCH DISCONNECTOR		S	TL OU TPL POUR DISJONTEUR DISCREPANCY SWITCH FOR CB			
	Q	COMMANDE PAR MOTEUR OPERATED BY MOTOR		S	BOITIER DE SIGNALISATION ALARM ANNUNCIATOR			
	R	SHUNT SHUNT		T	TRANSFORMATEUR DE COURANT UNIIFILAIRE CURRENT TRANSFORMER SLD		X	BOITE D'ESSAI TEST BLOCK
	R	RESISTANCE RESISTOR		T	TRANSFORMATEUR DE COURANT MULTIFILAIRE CURRENT TRANSFORMER TRIPOLAR DRAWING		X	BORNE SIMPLE ORDINARY TERMINAL BLOCK
				T	TRANSFORMATEUR DE TENSION MULTIFILAIRE VOLTAGE TRANSFORMER TRIPOLAR DRAWING		X	BORNE SECTIONABLE INTERRUPTIBLE TERMINAL BLOCK
	S	CONTACT DE POSITION NO MAKE CONTACT OF LIMIT SWITCH		T	ENROULEMENT DE TRANFORMATEUR DE PUISSANCE - MULTIFILAIRE POWER TRANSFORMER WINDING - TRIPOLAR DRAWING		X	BORNE FUSIBLE FUSE CARIER TERMINAL BLOCK
	S	CONTACT DE POSITION NF BREAK CONTACT OF LIMIT SWITCH		T	ENROULEMENT DE TRANFORMATEUR DE PUISSANCE - MULTIFILAIRE POWER TRANSFORMER WINDING - TRIPOLAR DRAWING		X	BORNE DIODE DIODE TERMINAL BLOCK
	S	COMMUTATEUR UNIPOLAIRE A N DIRECTIONS SINGLE POLE N POSITIONS SWITCH		T	TRANFORMATEUR DE PUISSANCE - UNIFILAIRE POWER TRANSFORMER - SLD		X	BORNE RESISTANCE RESISTOR TERMINAL BLOCK
	S	COMMANDE PAR POUSSOIR OPERATED BY PUSHING		T	AUTOTRANFORMATEUR DE PUISSANCE - UNIFILAIRE POWER AUTOTRANSFORMER WINDING - SLD		X	BROCHE MALE DE CONNECTEUR MAL CONNECTOR PIN
	S	COMMANDE PAR TIRETTE OPERATED BY PULLING		T	TRANSFORMATEUR D'ISOLEMENT ISOLATING TRANSFORMER		X	BROCHE FEMELLE DE CONNECTEUR FEMALE CONNECTOR PIN
	S	COMMANDE ROTATIVE OPERATED BY TURNING						
	S	BOUTON POUSSOIR COUP DE POING EMERGENCY SWITCH						

The technical information contained in this document is the exclusive property of Schneider Electric Industries S.A.S and cannot be used or disclosed to third parties of any kind without its written consent. Only those drawings and diagrams certified for construction are binding on Schneider Electric. All devices shown in the diagrams are in open position, drawn out with operating mechanism discharged and all power sources off.

Les informations techniques contenues dans ce document sont la propriete exclusive de Schneider Electric Industries S.A.S et ne peuvent etre utilisees ou divulguees a des tiers quels qu'ils soient sans son accord ecrit. Seuls nous engagent les plans revetus du cachet "bon pour execution". Les appareils representes sur ce schéma sont en position ouvert - désarmés - débrochés - toutes sources coupées.

Ind. Rev	Date Date	Modification / Modification	Archiv. Micro-filmed	Ind. Rev	Date Date	Modification / Modification	Archiv. Micro-filmed
00	25/03/2013	Edition originale / First issue					

LISTE DES SYMBOLES

MONITORING
PHOTOVOLTAIQUE
CASINO LOT 5
PDL / PTR

Schneider Electric

ABE00008

Projet - No commande / Project - Order No.	Indice Rev	Folio Sheet
FR-7000166	00	011

A3 suite - 11/2006

The technical information contained in this document is the exclusive property of Schneider Electric Industries S.A.S and cannot be used or disclosed to third parties of any kind without its written consent. Only those drawings and documents certified and signed by the Schneider Electric Industries S.A.S engineering department are to be followed. All devices shown in the drawings are in open position, drawn out with operating mechanism discharged and all power sources off.

Les informations techniques contenues dans ce document sont la propriete exclusive de Schneider Electric Industries S.A.S et ne peuvent etre utilisees ou divulguees a des tiers quels qu'ils soient sans son accord ecrit. Seuls nous engagent les documents certifies et signes par le service ingenierie de Schneider Electric Industries S.A.S. Les equipements indiques sur ce schéma sont en position ouvert - désarmés - débrochés - toutes sources coupées.

LE REPERAGE DES APPAREILS EST CONFORME A LA NORME CEI. ADDITION DE 4 BLOCS DE CARACTERES

= ANN	+ AANN	- AA*N*N	: CC*C*
bloc 1*	bloc 2	bloc 3	bloc 4

A = Alphabétique
N = Numérique
C = Alphanumérique
* = facultatif

Ex : =D01 +AB01 -KA1 :13

- :13 — repère du N° de borne
- -KA1 — repère du matériel (racine et n° d'ordre)
- +AB01 — repère de l'emplacement physiquel (zone ; localisation)
- =D01 — repère essentiel (ensemble ou fonction)

bloc 1 =ANN "=" symbole distinctif **repère essentiel**

Repère principal caractérisant chaque subdivision importante d'une installation ou ensemble (fonctionnel). Il est facultatif.
Le 1° caractère est choisi dans la "TABLE 1.
Cette table donne les lettres repères des niveaux de tension et des fonctions non spécifiques à une travée ou un niveau de tension.

bloc 2 +AANN "+" symbole distinctif **repère de l'emplacement physique**

Repère de l'adresse physique du matériel.
Repère de l'équipement qui contient le matériel (choix des deux premiers caractères dans la "TABLE 2").

bloc 3 -AA*N*N "-" symbole distinctif **repère matériel**

Repère complet du nom de l'appareil. La première lettre indique la fonction générale de l'appareil. Choix "TABLE 3".

bloc 4 :CC*C* ":" symbole distinctif **repère du N° de borne**

Repère composé indifféremment de lettres ou de chiffres.

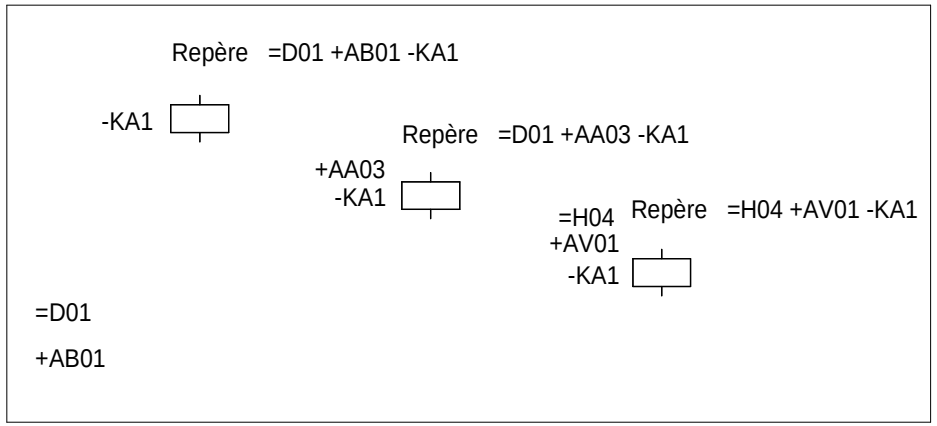

ACCORDING TO STANDARD, MARKING OF EQUIPMENTS IS MADE WITH 4 BLOCKS OF CHARACTERS

= ANN	+ AANN	- AA*N*N	: CC*C*
block 1*	block 2	block 3	block 4

A = Alphabetic
N = Numeric
C = Alphanumeric
* = optional

Ex : =D01 +AB01 -KA1 :13

- :13 — terminal designation
- -KA1 — identification of item (root & sequence N°)
- +AB01 — location of item (zone ; location)
- =D01 — higher-level designation (set or function)

block 1 =ANN "=" distinctive symbol **higher level designation**

Item designation for any major part of plant or function. Optional.
First character is given by "TABLE 1".
This table gives codes for voltage levels and for no attached functions to a particular bay or voltage level.

block 2 +AANN "+" distinctive symbol **location of item**

Designation for location item.
Indicates equipment wich conttains the item (choice of the 2 first characters "TABLE 2").

block 3 -AA*N*N "-" distinctive symbol **identification of item**

Complete designation of item identification. 1st character indicates general function of item. Choice "TABLE 3".

block 4 :CC*C* ":" distinctive symbol **terminal designation**

Designation composed of letters or numbers.

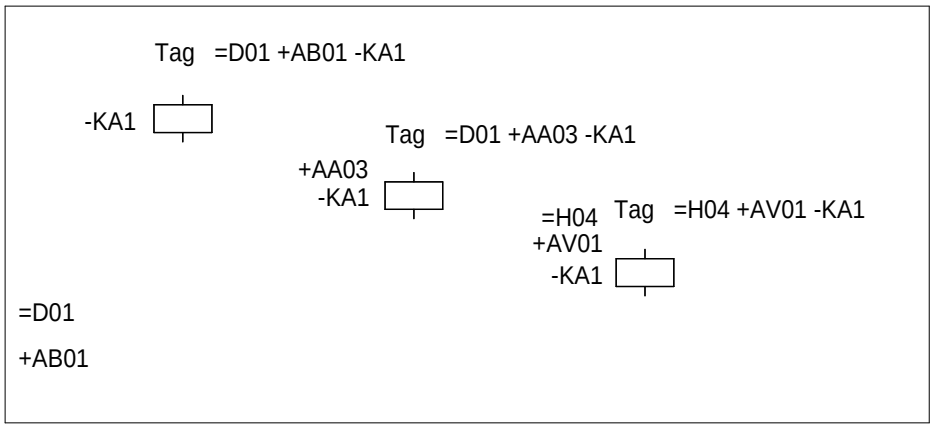

Ind. Rev	Date Date	Modification / Modification	Archiv. Micro-filmed	Ind. Rev	Date Date	Modification / Modification	Archiv. Micro-filmed
00	25/03/2013	Edition originale / First issue					

PRINCIPE DE REPERAGE

MONITORING
PHOTOVOLTAIQUE
CASINO LOT 5
PDL / PTR

Schneider Electric

ABE00008

Projet - No commande / Project - Order No.	Indice Rev	Folio Sheet
FR-7000166	00	012

A3 suite - 11/2006

The technical information contained in this document is the exclusive property of Schneider Electric Industries S.A.S and cannot be used or disclosed to third parties of any kind without its written consent. Only those drawings and documents entered in orders shall be considered as contractual documents. All electrical power sources are in open position, drawn out with operating mechanism discharged and all power sources off.

Les informations techniques contenues dans ce document sont la propriete exclusive de Schneider Electric Industries S.A.S et ne peuvent etre utilisees ou divulguees a des tiers quels qu'ils soient sans son accord ecrit. Seuls nous engagent les documents entrant dans les commandes. Les appareils sont representes sur ce schéma sont en position ouvert - désarmés - débrochés - toutes sources coupées.

NIVEAUX DE TENSION

LETTRES	TENSIONS
B	> 420kV
C	380 à 419kV
D	220 à 379kV
E	110 à 219kV
F	60 à 109kV
G	45 à 59kV
H	30 à 44kV
J	20 à 29kV
K	10 à 19kV
L	6 à 9kV
M	1 à 5kV
N0	500 - 999VCA
N1	300 - 499VCA
N2	50 - 299VCA
N3	< 49VCA
N5	> 250VCC
N6	150 - 249VCC
N7	50 - 149VCC
N8	25 - 49VCC
N9	< 24VCC

FONCTIONS NON SPECIFIQUES A UNE TRAVEE OU A UN NIVEAU DE TENSION

LETTRES	FONCTIONS
Q	MESURE - COMPTAGE - ENREGISTREMENT
R	PROTECTIONS
S	ECLAIRAGE - CLIMATISATION - INSTAL DOMESTIQUE
T	TRANSFORMATEUR
U	COMMUNS - TRANCHE GENERALE
V	
W	INTERFACES
X	CONSIGNATEURS - OSCILLOPERTURBOGRAPHE
Y	SYSTEME TELECOMMUNICATION
Z	CABLE

Le numéro de la travée est donné par deux chiffres caractéristiques de 01 à 99.
Les chiffres "00" sont utilisés pour les équipements communs à un niveau de tension et plusieurs travées.

ex : =E00, repère essentiel de l'ensemble fonctionnel commun à toutes les travées 132kV.
+E00.AB01, armoire de relayage N°1 (protection bar re)

EXEMPLES : +E04 Indique que l'emplacement appartient en totalité à la travée 110kV N°04
=C05 Indique la travée 400kV N°05
=R01 Indique l'ensemble fonctionnel "PROTECTION INCENDIE" N°01

LEVEL VOLTAGE

LETTRES	VOLTAGE
B	> 420kV
C	380 à 419kV
D	220 à 379kV
E	110 à 219kV
F	60 à 109kV
G	45 à 59kV
H	30 à 44kV
J	20 à 29kV
K	10 à 19kV
L	6 à 9kV
M	1 à 5kV
N0	500 - 999VAC
N1	300 - 499VAC
N2	50 - 299VAC
N3	< 49VAC
N5	> 250VDC
N6	150 - 249VDC
N7	50 - 149VDC
N8	25 - 49VDC
N9	< 24VDC

NO ATTACHED FUNCTIONS TO A PARTICULAR BAY OR A VOLTAGE LEVEL

LETTRES	VOLTAGE
Q	MEASURING - RECORDING - METERING
R	PROTECTIONS
S	LIGHTING, AIR CONDITIONING, DOMESTIC
T	TRANSFORMER
U	COMMONS
V	
W	INTERFACES
X	EVENTS & FAULT RECORDER, SUPERVISION
Y	TELECOMMUNICATION SYSTEM, ALARMS STATUS
Z	CABLE

Bay number is given by two figures from 01 to 99.
Figures "00" are used for common equipment to a voltage level and several bays

eg ; =E00, higher level of designation 132kV busbar
+E00, AB01, 132kV common relaying cubicle N°1 (bus bar protection)

EXAMPLES : +E04 Indicates that the localisation is fully attached to bay 110kV N°04
=C05 Indicates bay 400kV N°05
=R01 Indicates the function "FIRE PROTECTION" N° 01

Ind. Rev	Date Date	Modification / Modification	Archiv. Micro-filmed	Ind. Rev	Date Date	Modification / Modification	Archiv. Micro-filmed
00	25/03/2013	Edition originale / First issue					

REPERES ESSENTIELS
- TABLE 1 -

MONITORING
PHOTOVOLTAIQUE
CASINO LOT 5
PDL / PTR

Schneider Electric

ABE00008

Projet - No commande / Project - Order No.	Indice / Rev	Folio / Sheet
FR-7000166	00	013

A3 suite - 11/2006

CODE	DESIGNATION
AC	Tableau de commande et protection Control and relay board
AD	Tableau de comptage - mesure Metering - Measuring board
AE	Armoire enregistreur de pertubations Fault recorder cubicle
AF	Armoire de travée Marshalling kiosk
AG	Coffret intensité Current box
AH	Coffret tension Voltage box
AJ	Armoire - coffret d'éclairage Lighting cubicle - box
AL	Armoire monitoring de livraison (PDL) Monitoring delivery board (PDL)
AM	Coffret auxiliaires transformateur Transformer auxiliaries box
AN	Coffret régleur transformateur On load tap changer box
AO	Armoire / coffret synchro Synchro panel
AP	Armoire monitoring de transformation (PTR) Monitoring transformer board (PTR)

CODE	DESIGNATION
AQ	Armoire contrôle et régulation tension du transformateur Transformer auto voltage regulation cubicle
AS	Armoire auxiliaires courant alternatif AC low voltage auxiliaries cubicle
AT	Armoire auxiliaires courant continu DC low voltage auxiliaries cubicle
AU	Armoire auxiliaires groupe de secours Emergency generator auxiliaries cubicle
AV	Caisson-coffret BT des cellules MT MV SWGR low voltage cubicle-box
AW	Armoire des auxiliaires disjoncteur Circuit breaker auxiliaries cubicle
AX	Armoire des auxiliaires sectionneur Disconnecting switch auxiliaries cubicle

The technical information contained in this document is the exclusive property of Schneider Electric Industries S.A.S and cannot be used or disclosed to third parties of any kind without its written consent. Only those drawings and documents signed and dated by Schneider Electric are valid. All devices shown in the drawings are in open position, drawn out with operating mechanism discharged and all power sources off.

Les informations techniques contenues dans ce document sont la propriete exclusive de Schneider Electric Industries S.A.S et ne peuvent etre utilisees ou divulguees a des tiers quels qu'ils soient sans son accord ecrit. Seuls nous engagent les plans portant la date et la signature de Schneider Electric. Les appareils representes sur ce schéma sont en position ouvert - désarmés - débrochés - toutes sources coupées.

Ind. Rev	Date Date	Modification / Modification	Archiv. Micro-filmed	Ind. Rev	Date Date	Modification / Modification	Archiv. Micro-filmed
00	25/03/2013	Edition originale / First issue					

REPERE EMPLACEMENTS PHYSIQUES
- TABLE 2 -

MONITORING
PHOTOVOLTAIQUE
CASINO LOT 5
PDL / PTR

Schneider Electric

ABE00008

Projet - No commande Project - Order No.	Indice Rev	Folio Sheet
FR-7000166	00	014

A3 suite - 11/2006

CODE	DESIGNATION - (Famille de symbole) / (Family of symbol)
A	Ensemble, Sous-ensemble - (démarreur de moteur, automates) Assemblie, Subassemblie - (motor starter, programmable logic device)
B	Transducteur de grandeur non électrique en grandeur électrique - (détecteur, capteur) Transducer from non electrical to electrical quantity - (detector, sensor)
C	Condensateur Capacitor
D	Operateur binaire, Mise en mémoire, Temporisation Binary operator, Storage device delay, Delay device
E	Matériel divers - (chauffage, éclairage, divers) Miscellaneous - (heating, lighting, various)
F	Dispositif de protection - (fusible, protection, relais thermique & magnétique, relais de mesure) Protective device - (fuse, thermal & magnetic relay, measuring relay)
G	Générateur, Alimentation de puissance - (générateur, batterie) Generator, Power supply - (generator, battery)
H	Dispositif de signalisation - (signalisation) Signalling device - (signalling)
KA	Relais, Contacteur - (relais auxiliaire, contact) Relay, Contactor - (auxiliairy relay, contact)
KM	Relais, Contacteur - (contacteur de puissance, contact) Relay, Contactor - (power contactor, contact)
L	Reactance - (inductance) Reactor - (inductance)
M	Moteur Motor
N	Dispositif analogique-numérique Analogue digital device
P	Instruments de mesure - (appareil de mesure, indicateur, enregistreur) Measuring equipment - (measuring instrument)
Q	Appareil de connexion pour circuit de puissance - (disjoncteur, interrupteur, sectionneur, contacteur disj) Switching device for power circuit - (circuit breaker,switch, disconnector,circuit breaker contactor)

CODE	DESIGNATION - (Famille de symbole) / (Family of symbol)
R	Résistance - (résistance, shunt) Resistor - (resistor, shunt)
S	Appareil de connexion pour circuit de conduite, Selecteur - (bouton, commutateur,fin de course) Switching device for control, Circuit-selector - (button, turn switch, limit switch)
T	Transformateur Transformer
U	Transducteur, Convertisseur Transducer, Converter
V	Semiconducteur Semiconductor
W	Conducteur - Câble Conductor - Cable
X	Bornes - (prise de courant, répartiteur, borne) Terminals - (plug-in soket, distributor, terminal)
Y	Appareil mécanique actionné électriquement - (frein, électrovane) Electrical operated mechanical device - (brake, electrovalve)
Z	Régulateur, Filtre, Correcteur Regulator, Filter, Compandor

The technical information contained in this document is the exclusive property of Schneider Electric Industries S.A.S and cannot be used or disclosed to third parties of any kind without its written consent. Only those drawings and diagrams certified for construction are to be considered as being in conformity. All devices shown in the drawings are in open position, drawn out with operating mechanism discharged and all power sources off.

Les informations techniques contenues dans ce document sont la propriete exclusive de Schneider Electric Industries S.A.S et ne peuvent être utilisées ou divulguées a des tiers quels qu'ils soient sans son accord écrit. Seuls nous engagent les plans certifiés pour construire. Les appareils représentés sur ce schéma sont en position ouvert - désarmés - débrochés - toutes sources coupées.

Ind. Rev	Date Date	Modification / Modification	Archiv. Micro-filmed	Ind. Rev	Date Date	Modification / Modification	Archiv. Micro-filmed
00	25/03/2013	Edition originale / First issue					

REPERAGE DES MATERIELS
- TABLE 3 -

MONITORING
PHOTOVOLTAIQUE
CASINO LOT 5
PDL / PTR

Schneider Electric

ABE00008

Projet - No commande Project - Order No.	Indice Rev	Folio Sheet
FR-7000166	00	015

A3 suite - 11/2006

ETIQUETTE COLLEE A L'INTERIEUR DE L'ARMOIRE

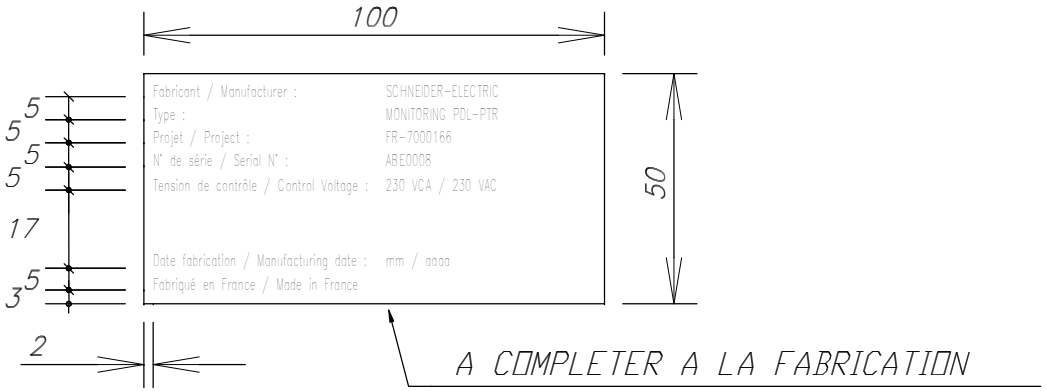

PLAQUE DILOPHANE GRAVEE AUTO-ADHESIVE

ECRITURE NOIRE SUR FOND BLANC

HAUTEUR DES LETTRES : 2.5 mm

CARACTERES : HELVETICA-NARROW

The technical information contained in this document is the exclusive property of Schneider Electric Industries S.A.S and cannot be used or disclosed to third parties of any kind without its written consent. Only those drawings and documents marked "for construction" are provided for construction. All devices shown in the drawings are in open position, drawn out with operating mechanism discharged and all power sources off.

Les informations techniques contenues dans ce document sont la propriete exclusive de Schneider Electric Industries S.A.S et ne peuvent etre utilisees ou divulguees a des tiers quels qu'ils soient sans son accord ecrit. Seuls nous engagent les documents marqués "pour construire". Les appareils représentés sur ce schéma sont en position ouvert - désarmés - débrochés - toutes sources coupées.

Ind. Rev	Date Date	Modification / Modification	Archiv. Micro-filmed	Ind. Rev	Date Date	Modification / Modification	Archiv. Micro-filmed
00	25/03/2013	Edition originale / First issue					

MARQUAGE

MONITORING
PHOTOVOLTAIQUE
CASINO LOT 5
PDL / PTR

Schneider Electric

ABE00008

Projet - No commande / Project - Order No.	Indice Rev	Folio Sheet
FR-7000166	00	019

A3 suite - 11/2006

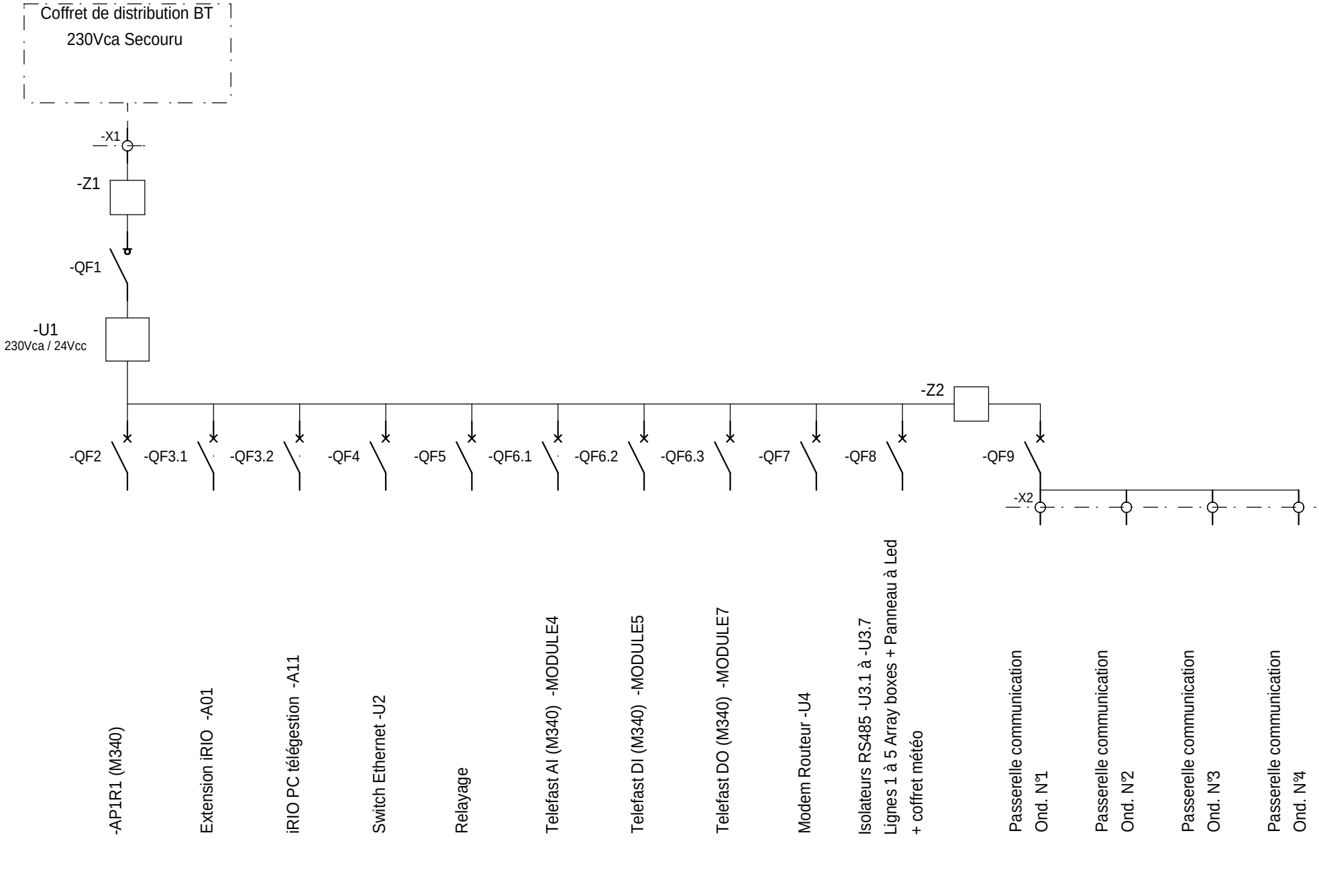

The technical information contained in this document is the exclusive property of Schneider Electric Industries S.A.S and cannot be used or disclosed to third parties of any kind without its written consent. Only those drawings and diagrams marked "certified drawings" are approved for production. All devices shown in the drawings are in open position, drawn out with operating mechanism discharged and all power sources off.

Les informations techniques contenues dans ce document sont la propriete exclusive de Schneider Electric Industries S.A.S et ne peuvent etre utilisees ou divulguees a des tiers quels qu'ils soient sans son accord ecrit. Seuls nous engagent les plans marqués "plans certifiés". Les appareils sont montrés en position ouverte, appareillage non armé et sources coupées.

Ind. Rev	Date Date	Modification / Modification	Archiv. Micro-filmed	Ind. Rev	Date Date	Modification / Modification	Archiv. Micro-filmed
00	25/03/2013	Edition originale / First issue					

UNIFILAIRE

MONITORING
PHOTOVOLTAIQUE
CASINO LOT 5
PDL / PTR

Schneider Electric

ABE00008

Projet - No commande Project - Order No.	Indice Rev	Folio Sheet
FR-7000166	00	020

A3 suite - 11/2006

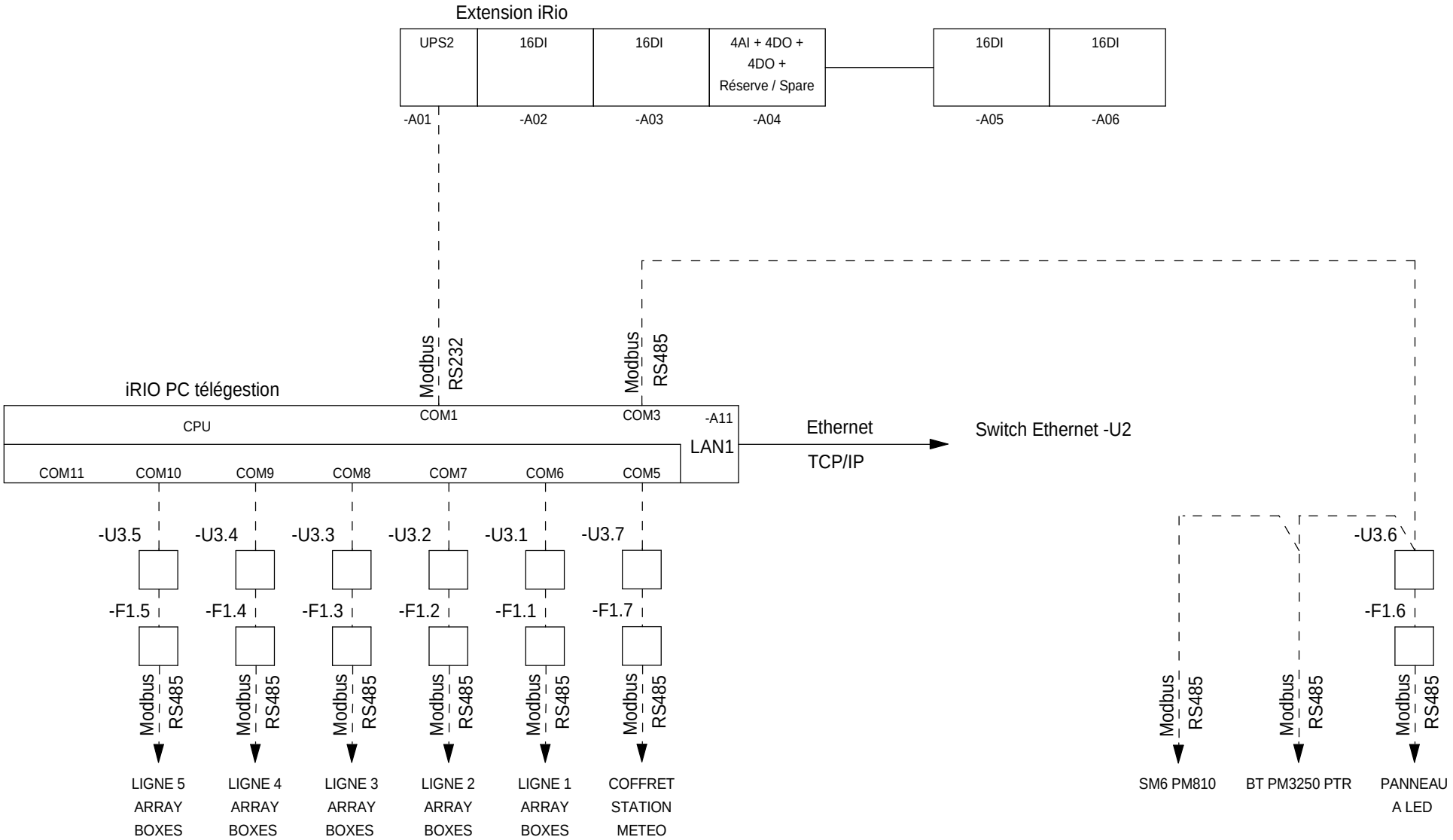

The technical information contained in this document is the exclusive property of Schneider Electric Industries S.A.S and cannot be used or disclosed to third parties of any kind without its written consent. Only those drawings and diagrams certified "Approved for construction" are binding for execution. All devices shown in the drawings are in open position, drawn out with operating mechanism discharged and all power sources off.

Les informations techniques contenues dans ce document sont la propriete exclusive de Schneider Electric Industries S.A.S et ne peuvent etre utilisees ou divulguees a des tiers quels qu'ils soient sans son accord ecrit. Seuls nous engagent les plans portant la mention "Bon pour execution". Les appareils montres sur les plans sont en position ouvert - desarmes - debrochés - toutes sources coupées.

Ind. Rev	Date Date	Modification / Modification	Archiv. Micro-filmed	Ind. Rev	Date Date	Modification / Modification	Archiv. Micro-filmed
00	25/03/2013	Edition originale / First issue					

UNIFILAIRE

MONITORING PHOTOVOLTAIQUE CASINO LOT 5 PDL / PTR

Schneider Electric

ABE00008

Projet - No commande Project - Order No.	Indice Rev	Folio Sheet
FR-7000166	00	021

A3 suite - 11/2006

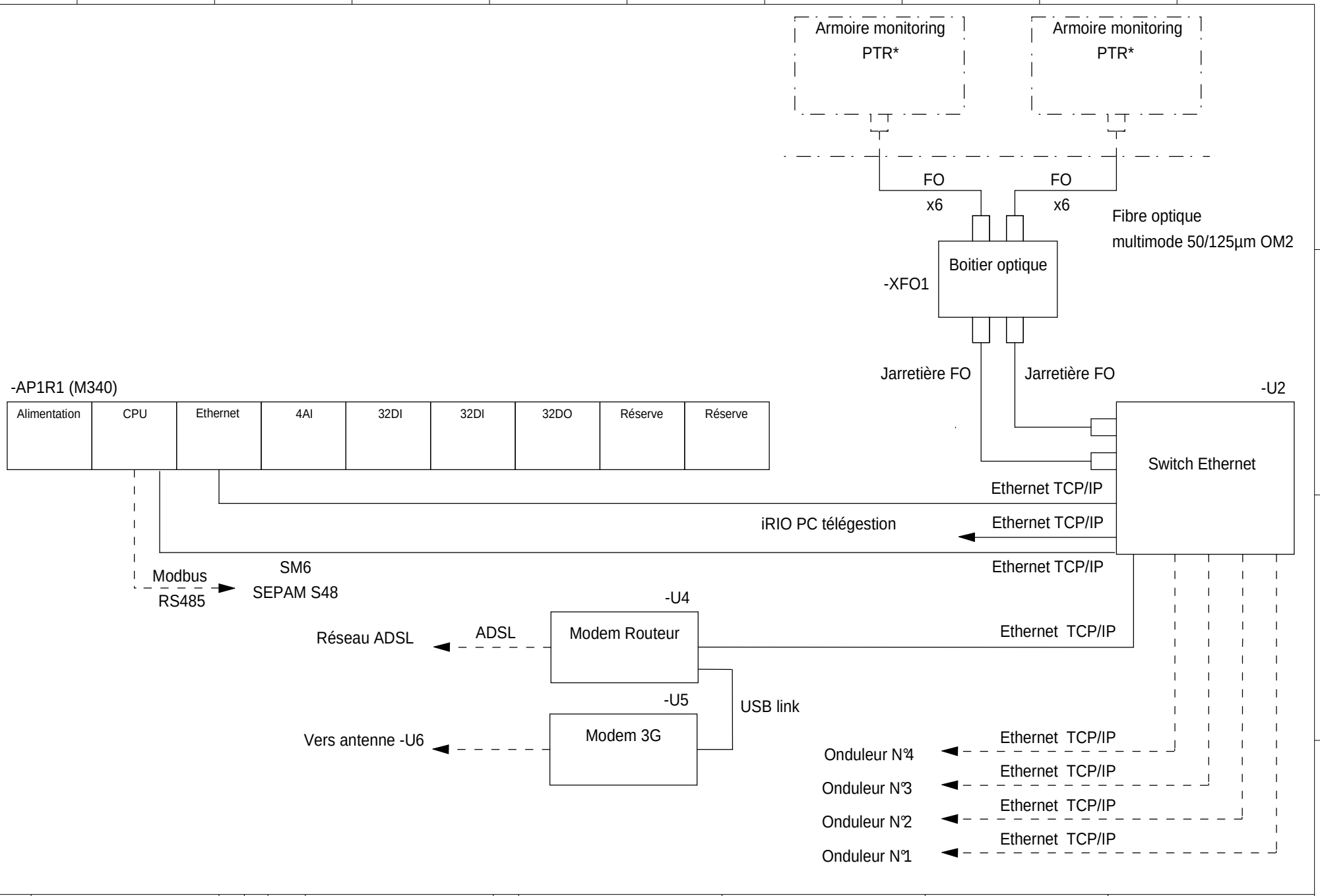

The technical information contained in this document is the exclusive property of Schneider Electric Industries S.A.S and cannot be used or disclosed to third parties of any kind without its written consent. Only those drawings and diagrams written in black and white are shown in proportion. All devices shown in the diagrams are in open position, drawn out with operating mechanism discharged and all power sources off.

Les informations techniques contenues dans ce document sont la propriete exclusive de Schneider Electric Industries S.A.S et ne peuvent etre utilisees ou divulguees a des tiers quels qu'ils soient sans son accord ecrit. Seuls nous engagent les plans imprimés en noir et blanc et exécutés en proportion. Les appareils représentés sur ce schéma sont en position ouvert - désarmés - débrochés - toutes sources coupées.

Ind. Rev	Date Date	Modification / Modification	Archiv. Micro-filmed	Ind. Rev	Date Date	Modification / Modification	Archiv. Micro-filmed
00	25/03/2013	Edition originale / First issue					

UNIFILAIRE

MONITORING
PHOTOVOLTAIQUE
CASINO LOT 5
PDL / PTR

Schneider Electric

ABE00008

Projet - No commande / Project - Order No.	Indice Rev	Folio Sheet
FR-7000166	00	022

A3 suite - 11/2006

Coffret de distribution BT

230Vca Secouru

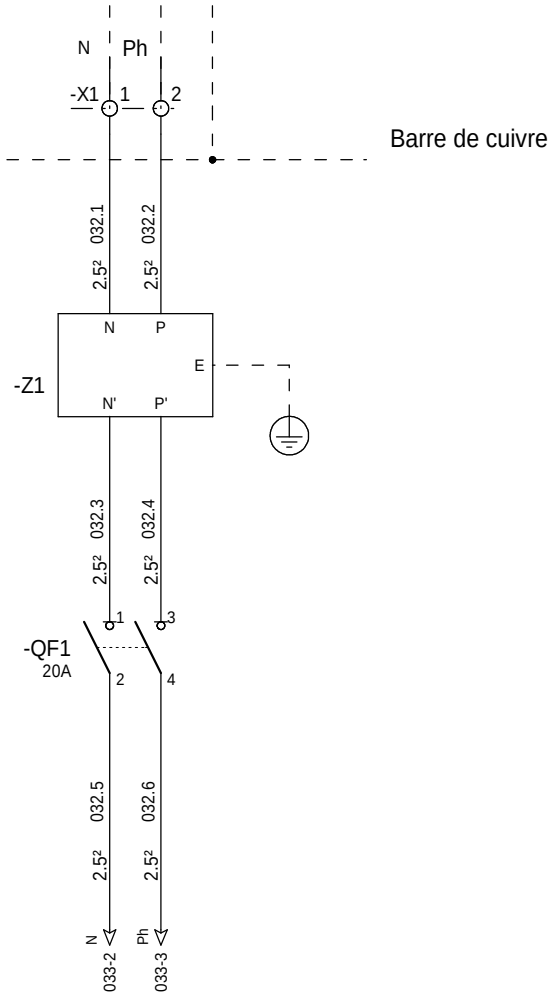

=N201

+AL01

The technical information contained in this document is the exclusive property of Schneider Electric Industries S.A.S and cannot be used or disclosed to third parties of any kind without its written consent. Only those drawings and documents marked "for construction" or "approved for construction" are to be used for construction purposes. All devices shown in drawings are in open position, drawn out with operating mechanism discharged and all power sources off.

Les informations techniques contenues dans ce document sont la propriete exclusive de Schneider Electric Industries S.A.S et ne peuvent etre utilisees ou divulguees a des tiers quels qu'ils soient sans son accord ecrit. Seuls nous engagent les documents mentionnes "bons pour execution" ou "approuve pour execution". Les appareils montres sur ce schéma sont en position ouvert - désarmés - débrochés - toutes sources coupées.

Ind. Rev	Date Date	Modification / Modification	Archiv. Micro-filmed	Ind. Rev	Date Date	Modification / Modification	Archiv. Micro-filmed
00	25/03/2013	Edition originale / First issue					

ALIMENTATION 230VCA

MONITORING
PHOTOVOLTAIQUE
CASINO LOT 5
PDL / PTR

Schneider Electric

ABE00008

Projet - No commande / Project - Order No.	Indice / Rev	Folio / Sheet
FR-7000166	00	032

A3 suite - 01/2008

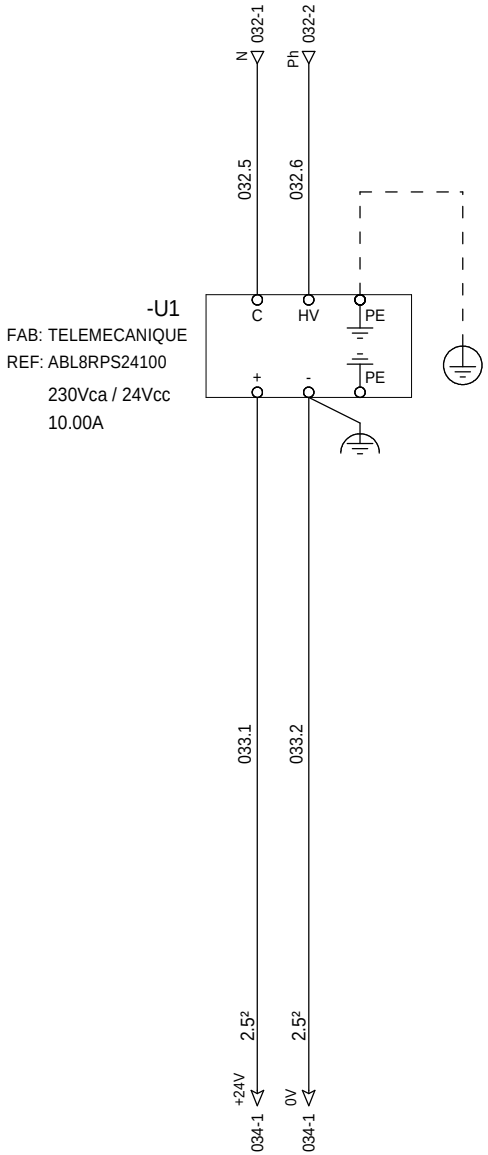

=N201
+AL01

The technical information contained in this document is the exclusive property of Schneider Electric Industries S.A.S and cannot be used or disclosed to third parties of any kind without its written consent. Only those drawings and documents marked "for construction" or "approved for construction" may be used for the purpose of building equipment. All devices shown in the drawings are in open position, drawn out with operating mechanism discharged and all power sources off.

Les informations techniques contenues dans ce document sont la propriete exclusive de Schneider Electric Industries S.A.S et ne peuvent etre utilisees ou divulguees a des tiers quels qu'ils soient sans son accord ecrit. Seuls nous engagent pour execution les dessins marqués "pour construire" ou "pour approbation". Les appareils representes sur ce schéma sont en position ouvert - désarmés - débrochés - toutes sources coupées.

Ind. Rev	Date Date	Modification / Modification	Archiv. Micro-filmed	Ind. Rev	Date Date	Modification / Modification	Archiv. Micro-filmed
00	25/03/2013	Edition originale / First issue					

ALIMENTATION 24VCC

MONITORING
PHOTOVOLTAIQUE
CASINO LOT 5
PDL / PTR

Schneider Electric

ABE00008

Projet - No commande / Project - Order No.	Indice / Rev	Folio / Sheet
FR-7000166	00	033

A3 suite - 01/2008

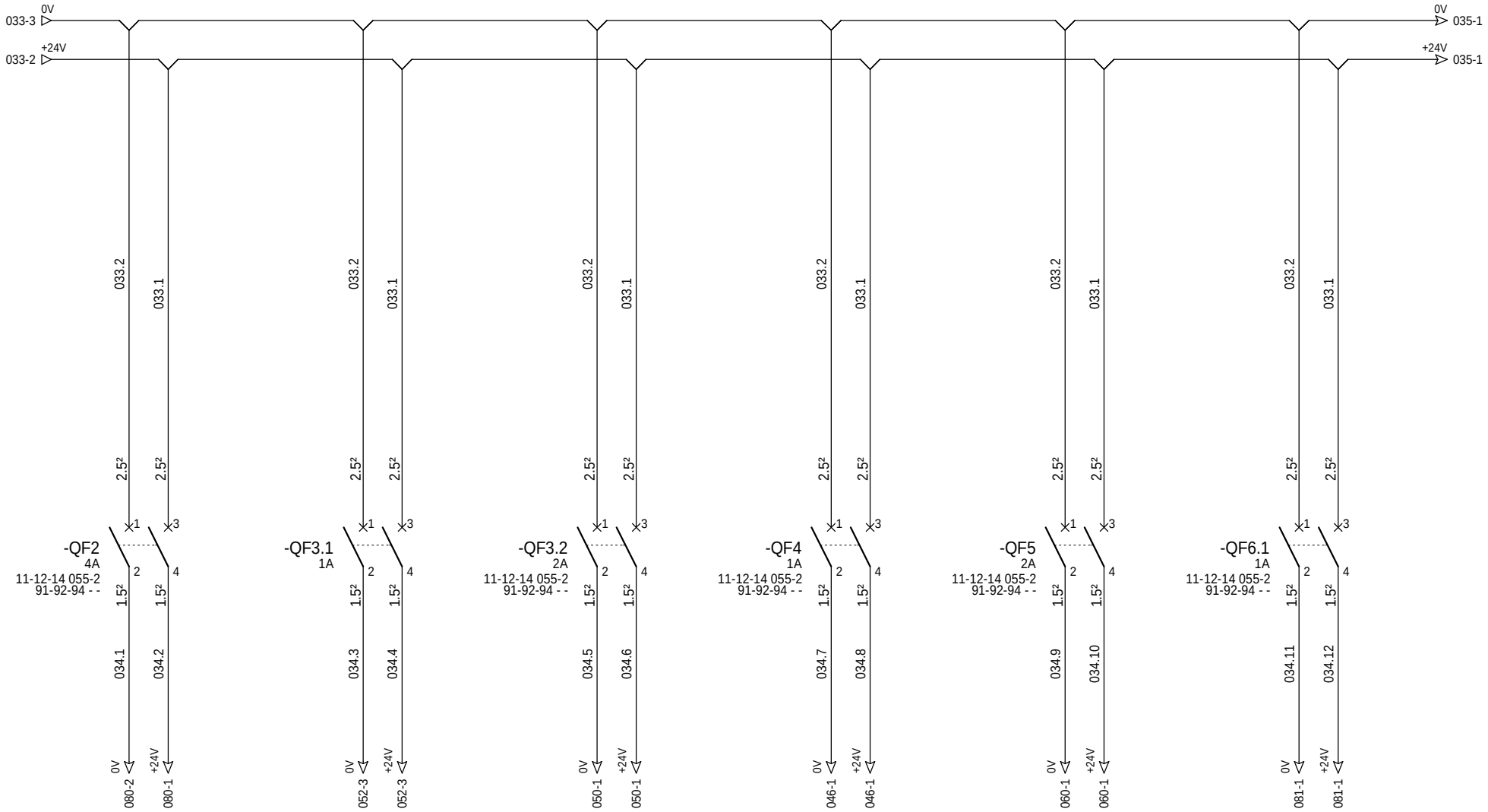

Alimentation 24Vcc
-AP1R1 (M340)

Alimentation 24Vcc
Extension iRIO

Alimentation 24Vcc
iRIO PC télégestion

Alimentation 24Vcc
Switch Ethernet -U2

Alimentation 24Vcc
Relayage

Alimentation 24Vcc
Telefast AI (M340)

=N201
+AL01

The technical information contained in this document is the exclusive property of Schneider Electric Industries S.A.S and cannot be used or disclosed to third parties of any kind without its written consent. Only those drawings and diagrams certified directed for construction, installation or operation, are provided to customers when the devices shown in the diagrams are in open position, drawn out with operating mechanism discharged and all power sources off.

Les informations techniques contenues dans ce document sont la propriete exclusive de Schneider Electric Industries S.A.S et ne peuvent etre utilisees ou divulguees a des tiers quels qu'ils soient sans son accord ecrit. Seuls nous engagent les plans certifiés pour construire, installer ou exploiter, lorsque les appareils représentés sur ce schéma sont en position ouvert - désarmés - débrochés - toutes sources coupées.

Ind. Rev	Date Date	Modification / Modification	Archiv. Micro-filmed	Ind. Rev	Date Date	Modification / Modification	Archiv. Micro-filmed
00	25/03/2013	Edition originale / First issue					

DISTRIBUTION DES POLARITES 24VCC

MONITORING
PHOTOVOLTAIQUE
CASINO LOT 5
PDL / PTR

Schneider Electric

ABE00008

Projet - No commande / Project - Order No.	Indice Rev	Folio Sheet
FR-7000166	00	034

A3 suite - 01/2008

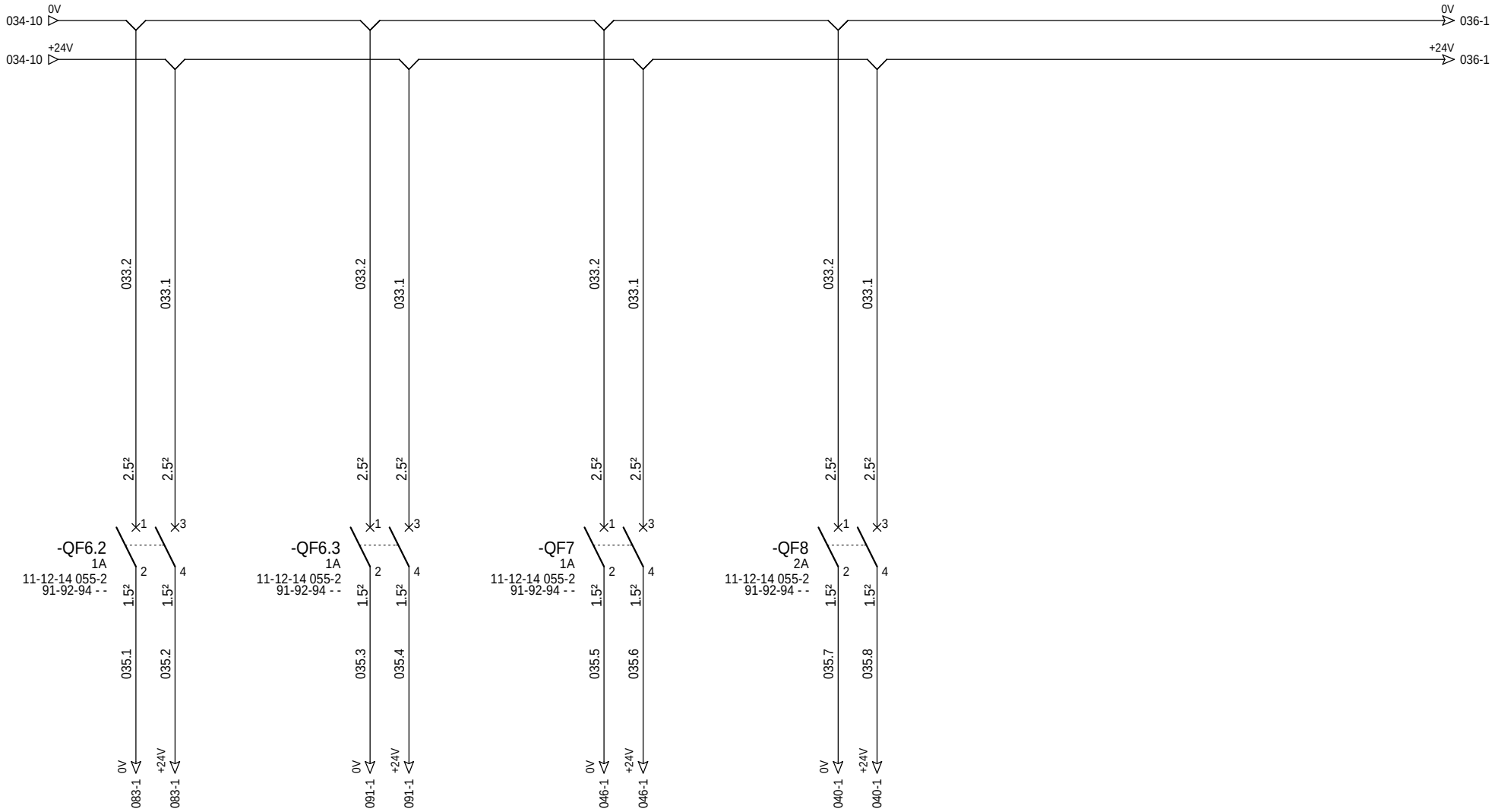

Alimentation 24Vcc
Telefast DI (M340)

Alimentation 24Vcc
Telefast DO (M340)

Alimentation 24Vcc
Modem Routeur -U4

Isolateurs RS485 -U3.1 à -U3.7
Lignes 1 à 5 A B + Panneau à Led
+ coffret station météo

=N201
+AL01

The technical information contained in this document is the exclusive property of Schneider Electric Industries S.A.S and cannot be used or disclosed to third parties of any kind without its written consent. Only those drawings and documents certified and dated for construction, showing all devices shown in this diagram, are valid when are in open position, drawn out with operating mechanism discharged and all power sources off.

Les informations techniques contenues dans ce document sont la propriete exclusive de Schneider Electric Industries S.A.S et ne peuvent etre utilisees ou divulguees a des tiers quels qu'ils soient sans son accord ecrit. Seuls nous engagent les plans portant la mention "bon pour execution" et datés, signés et paraphés par nous et par votre representant. Les appareils representés sur ce schéma sont en position ouvert - désarmés - débrochés - toutes sources coupées.

Ind. Rev	Date Date	Modification / Modification	Archiv. Micro-filmed	Ind. Rev	Date Date	Modification / Modification	Archiv. Micro-filmed
00	25/03/2013	Edition originale / First issue					

DISTRIBUTION DES POLARITES 24VCC

MONITORING
PHOTOVOLTAIQUE
CASINO LOT 5
PDL / PTR

Schneider Electric

ABE00008

Projet - No commande / Project - Order No.	Indice / Rev	Folio / Sheet
FR-7000166	00	035

A3 suite - 01/2008

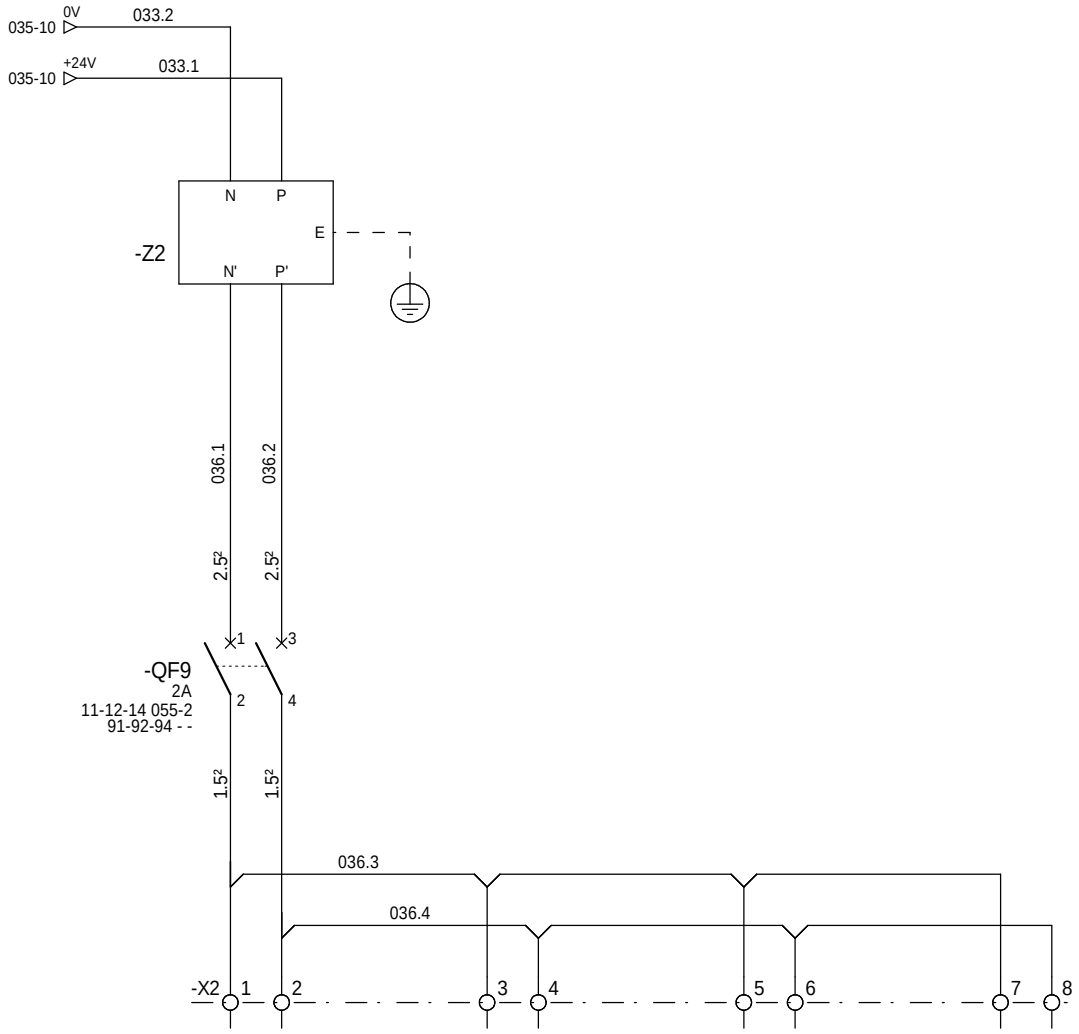

Alimentation 24Vcc
Passerelle comm.
Ond. N°1

Alimentation 24Vcc
Passerelle comm.
Ond. N°2

Alimentation 24Vcc
Passerelle comm.
Ond. N°3

Alimentation 24Vcc
Passerelle comm.
Ond. N°4

=N201
+AL01

The technical information contained in this document is the exclusive property of Schneider Electric Industries S.A.S and cannot be used or disclosed to third parties of any kind without its written consent. Only those drawings and documents entitled "order" are binding for execution. All devices shown in the drawings are in open position, drawn out with operating mechanism discharged and all power sources off.

Les informations techniques contenues dans ce document sont la propriete exclusive de Schneider Electric Industries S.A.S et ne peuvent etre utilisees ou divulguees a des tiers quels qu'ils soient sans son accord ecrit. Seuls nous engagent les documents intitules "ordre". Les appareils montres sur les schemas sont en position ouvert - desarmes - decroches - toutes sources coupees.

Ind. Rev	Date Date	Modification / Modification	Archiv. Micro-filmed	Ind. Rev	Date Date	Modification / Modification	Archiv. Micro-filmed
00	25/03/2013	Edition originale / First issue					

DISTRIBUTION DES POLARITES 24VCC

MONITORING
PHOTOVOLTAIQUE
CASINO LOT 5
PDL / PTR

Schneider Electric

ABE00008

Projet - No commande / Project - Order No.	Indice / Rev	Folio / Sheet
FR-7000166	00	036

A3 suite - 01/2008

The technical information contained in this document is the exclusive property of Schneider Electric Industries S.A.S and cannot be used or disclosed to third parties of any kind without its written consent. Only those drawings and documents specifically agreed to in writing by Schneider Electric are valid. All devices shown in the drawings are in open position, drawn out with operating mechanism discharged and all power sources off.

Les informations techniques contenues dans ce document sont la propriete exclusive de Schneider Electric Industries S.A.S et ne peuvent etre utilisees ou divulguees a des tiers quels qu'ils soient sans son accord ecrit. Seuls nous engagent les plans ayant fait l'objet d'un accord ecrit. Tous les appareils montres sur les plans sont en position ouverte, organes de manoeuvre decharges et toutes sources coupees.

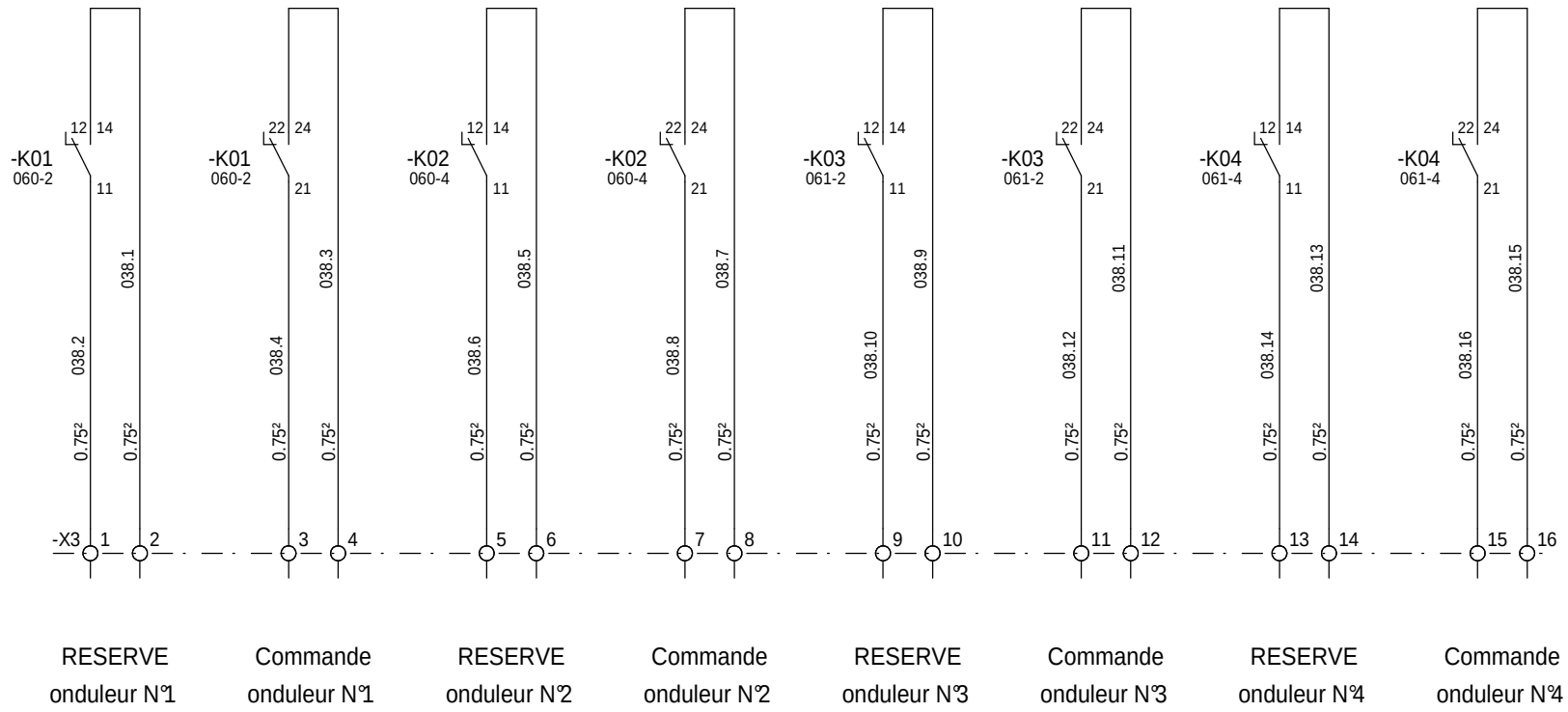

RESERVE onduleur N°1

Commande onduleur N°1

RESERVE onduleur N°2

Commande onduleur N°2

RESERVE onduleur N°3

Commande onduleur N°3

RESERVE onduleur N°4

Commande onduleur N°4

=N201
+AL01

Ind. Rev	Date Date	Modification / Modification	Archiv. Micro-filmed	Ind. Rev	Date Date	Modification / Modification	Archiv. Micro-filmed
00	25/03/2013	Edition originale / First issue					

COMMANDE ONDULEURS

MONITORING
PHOTOVOLTAIQUE
CASINO LOT 5
PDL / PTR

Schneider Electric

ABE00008

Projet - No commande / Project - Order No.	Indice / Rev	Folio / Sheet
FR-7000166	00	038

A3 suite - 01/2008

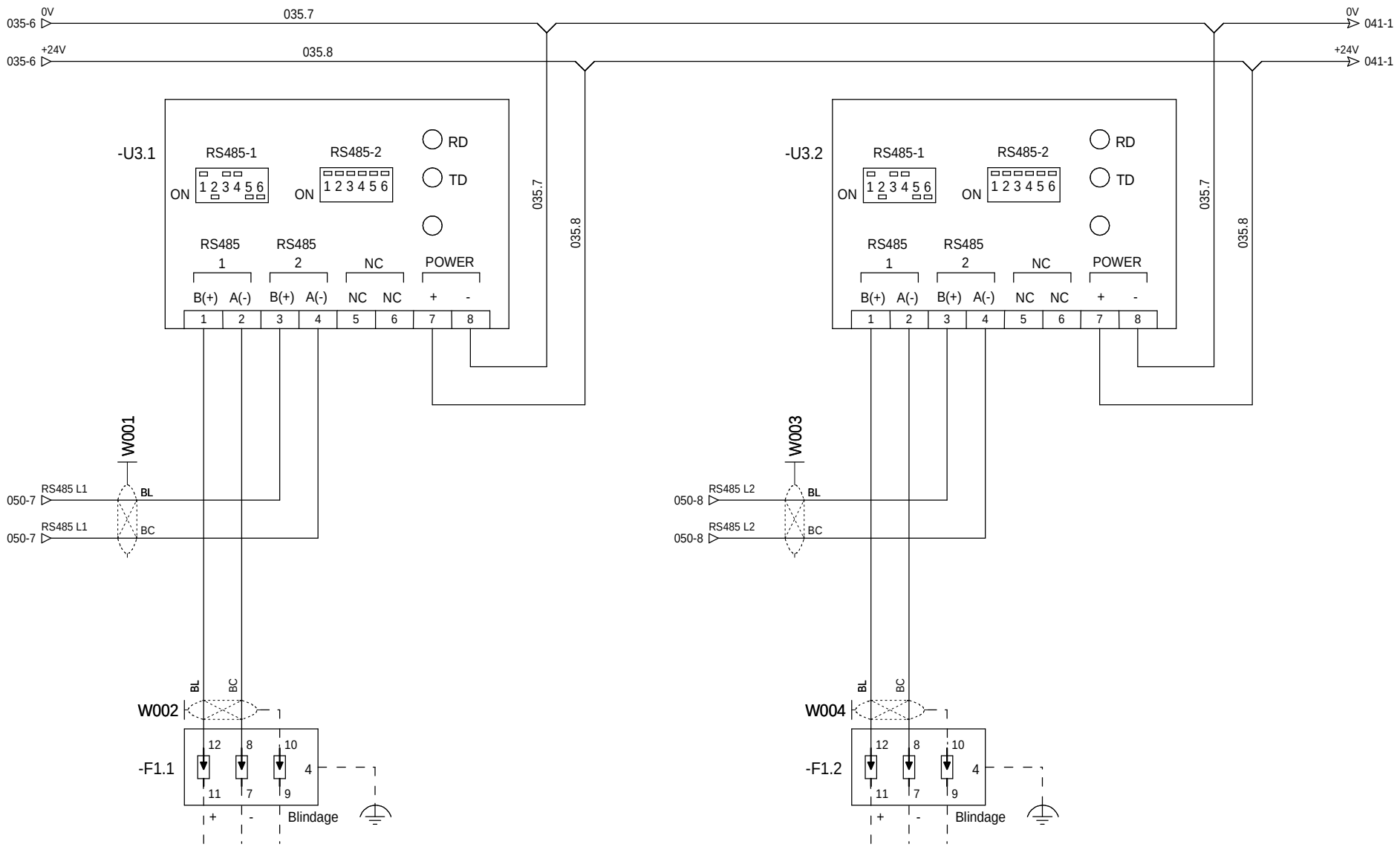

Raccordement sur parafoudre avec reprise de blindage à 360° vers Array box ligne 1

Raccordement sur parafoudre avec reprise de blindage à 360° vers Array box ligne 2

=N201
+AL01

The technical information contained in this document is the exclusive property of Schneider Electric Industries S.A.S and cannot be used or disclosed to third parties of any kind without its written consent. Only those drawings and documents marked "Approved for construction" are to be used for the purpose of building the equipment. All devices shown in the drawings are in open position, drawn out with operating mechanism discharged and all power sources off.

Les informations techniques contenues dans ce document sont la propriete exclusive de Schneider Electric Industries S.A.S et ne peuvent etre utilisees ou divulguees a des tiers quels qu'ils soient sans son accord ecrit. Seuls nous engagent les plans portant la mention "Bon pour construire". Les appareils montrés dans les schémas sont en position ouvert - désarmés - débrochés - toutes sources coupées.

Ind. Rev	Date Date	Modification / Modification	Archiv. Micro-filmed	Ind. Rev	Date Date	Modification / Modification	Archiv. Micro-filmed
01	06/05/2013	Mise à jour					
00	25/03/2013	Edition originale / First issue					

EXTENSEUR MODBUS RS485 24VCC

MONITORING
PHOTOVOLTAIQUE
CASINO LOT 5
PDL / PTR

Schneider Electric

ABE00008

Projet - No commande / Project - Order No.	Indice / Rev	Folio / Sheet
FR-7000166	01	040

A3 suite - 01/2008

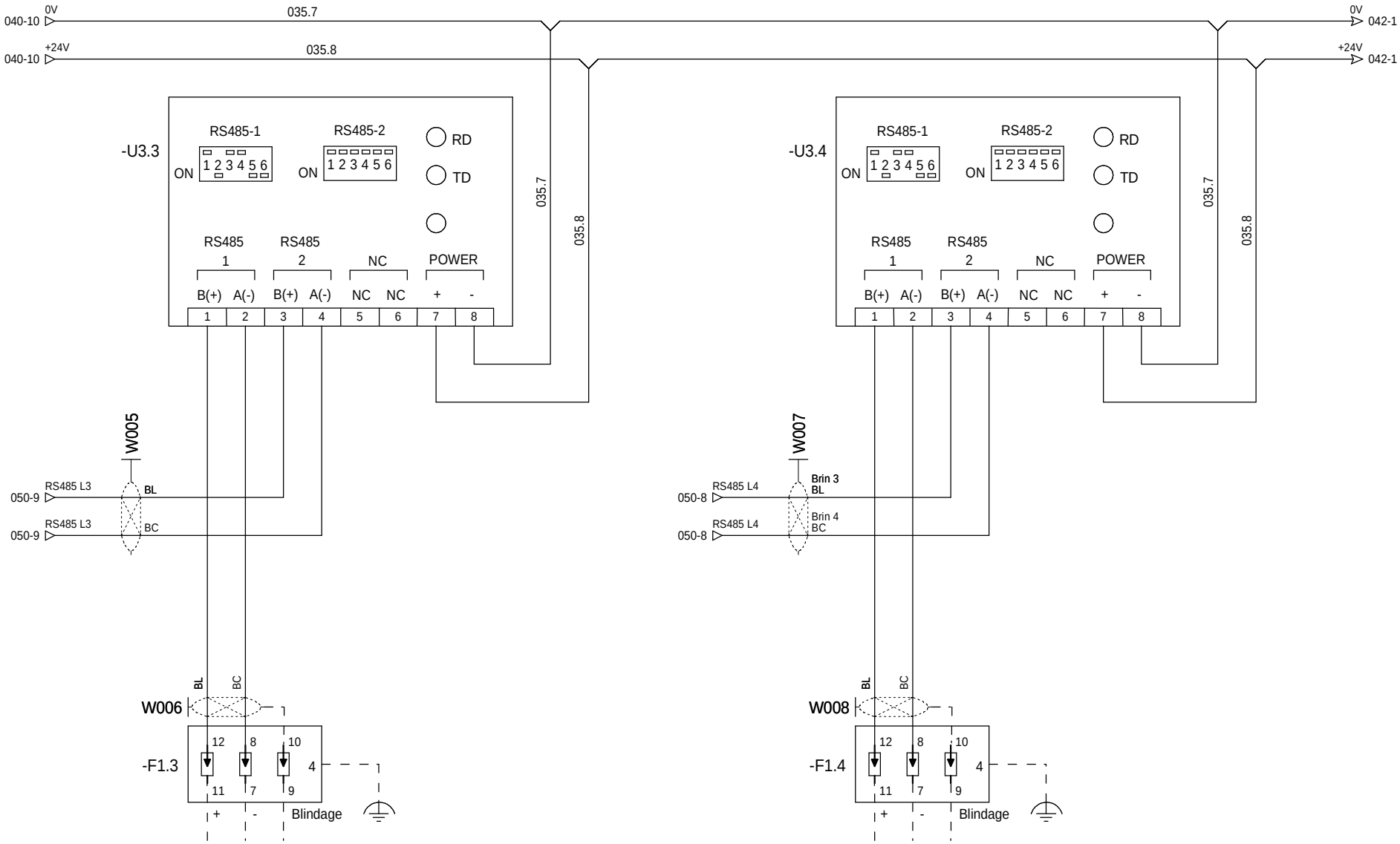

Raccordement sur parafoudre avec reprise de blindage à 360° vers Array box ligne 3

Raccordement sur parafoudre avec reprise de blindage à 360° vers Array box ligne 4

=N201
+AL01

The technical information contained in this document is the exclusive property of Schneider Electric Industries S.A.S and cannot be used or disclosed to third parties of any kind without its written consent. Only those drawings and documents certified "Approved for construction" are valid. Drawings shown in this document are in open position, drawn out with operating mechanism discharged and all power sources off.

Les informations techniques contenues dans ce document sont la propriete exclusive de Schneider Electric Industries S.A.S et ne peuvent etre utilisees ou divulguees a des tiers quels qu'ils soient sans son accord ecrit. Seuls nous engagent les plans portant la mention "Bon pour execution". Les appareils sont figures en position ouverte - ressorts de commande desarmes - toutes sources coupees.

Ind. Rev	Date Date	Modification / Modification	Archiv. Micro-filmed	Ind. Rev	Date Date	Modification / Modification	Archiv. Micro-filmed
01	06/05/2013	Mise à jour					
00	25/03/2013	Edition originale / First issue					

EXTENSEUR MODBUS RS485 24VCC

MONITORING
PHOTOVOLTAIQUE
CASINO LOT 5
PDL / PTR

Schneider Electric

ABE00008

Projet - No commande / Project - Order No.	Indice / Rev	Folio / Sheet
FR-7000166	01	041

A3 suite - 01/2008

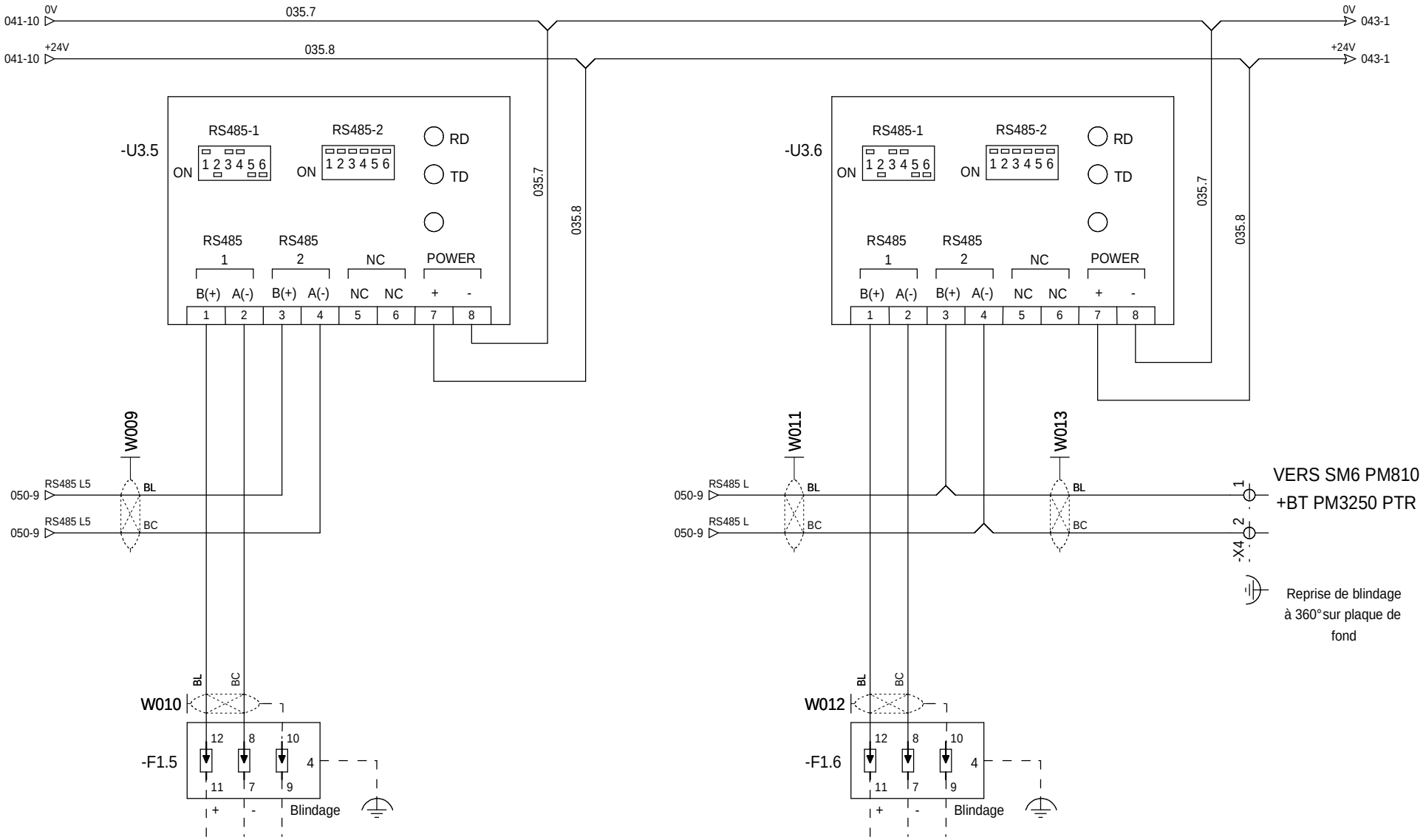

Raccordement sur parafoudre avec reprise de blindage à 360° vers Array box ligne 5

Raccordement sur parafoudre avec reprise de blindage à 360° vers panneau affichage à LED

=N201
+AL01

The technical information contained in this document is the exclusive property of Schneider Electric Industries S.A.S and cannot be used or disclosed to third parties of any kind without its written consent. Only those drawings and documents signed and dated by Schneider Electric are valid. Drawings shown in this document are in open position, drawn out with operating mechanism discharged and all power sources off.

Les informations techniques contenues dans ce document sont la propriete exclusive de Schneider Electric Industries S.A.S et ne peuvent etre utilisees ou divulguees a des tiers quels qu'ils soient sans son accord ecrit. Seuls nous engagent des documents signes et dates par Schneider Electric. Les dessins montrés dans ce document sont en position ouvert - désarmés - débrochés - toutes sources coupées.

Ind. Rev	Date Date	Modification / Modification	Archiv. Micro-filmed	Ind. Rev	Date Date	Modification / Modification	Archiv. Micro-filmed
01	06/05/2013	Mise à jour					
00	25/03/2013	Edition originale / First issue					

EXTENSEUR MODBUS RS485 24VCC

MONITORING
PHOTOVOLTAIQUE
CASINO LOT 5
PDL / PTR

Schneider Electric

ABE00008

Projet - No commande / Project - Order No.	Indice / Rev	Folio / Sheet
FR-7000166	01	042

A3 suite - 01/2008

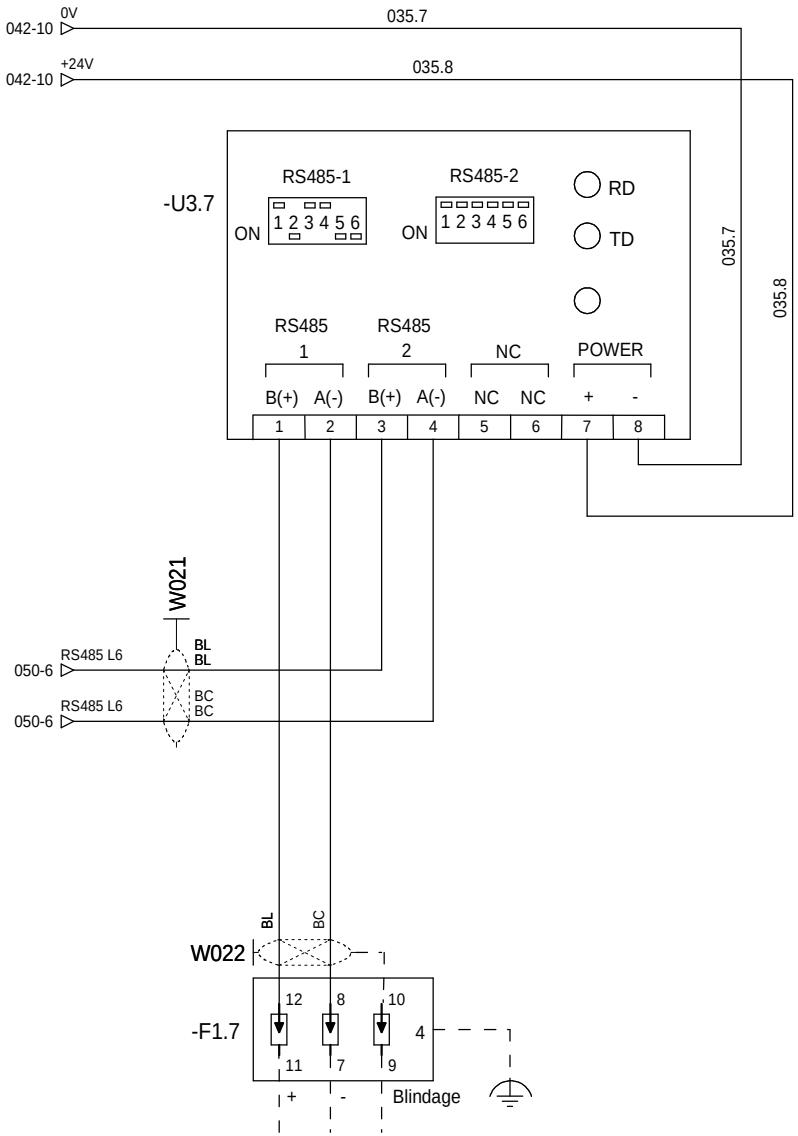

Raccordement sur parafoudre avec reprise de blindage à 360° vers Station Météo

=N201
+AL01

Ind. Rev	Date Date	Modification / Modification	Archiv. Micro-filmed	Ind. Rev	Date Date	Modification / Modification	Archiv. Micro-filmed
01	06/05/2013	Mise à jour					
00	25/03/2013	Edition originale / First issue					

EXTENSEUR MODBUS RS485 24VCC

MONITORING
PHOTOVOLTAIQUE
CASINO LOT 5
PDL / PTR

Schneider Electric

ABE00008

Projet - No commande / Project - Order No.	Indice Rev	Folio Sheet
FR-7000166	01	043

A3 suite - 01/2008

The technical information contained in this document is the exclusive property of Schneider Electric Industries S.A.S and cannot be used or disclosed to third parties of any kind without its written consent. Only those drawings and documents mentioned in the order form are considered to be contractual. All devices shown in the drawings are in open position, drawn out with operating mechanism discharged and all power sources off.

Les informations techniques contenues dans ce document sont la propriete exclusive de Schneider Electric Industries S.A.S et ne peuvent etre utilisees ou divulguees a des tiers quels qu'ils soient sans son accord ecrit. Seuls nous engagent les documents mentionnes dans le bordereau de commande. Tous les appareils montrés sur les schémas sont en position ouvert - désarmés - débrochés - toutes sources coupées.

The technical information contained in this document is the exclusive property of Schneider Electric Industries S.A.S and cannot be used or disclosed to third parties of any kind without its written consent. Only those drawings and documents marked "certified for construction" are provided for execution. All devices shown in the drawings are in open position, drawn out with operating mechanism discharged and all power sources off.

Les informations techniques contenues dans ce document sont la propriete exclusive de Schneider Electric Industries S.A.S et ne peuvent etre utilisees ou divulguees a des tiers quels qu'ils soient sans son accord ecrit. Seuls nous engagent les documents marqués "bons pour construction". Les appareils representes sur ce schéma sont en position ouvert - désarmés - débrochés - toutes sources coupées.

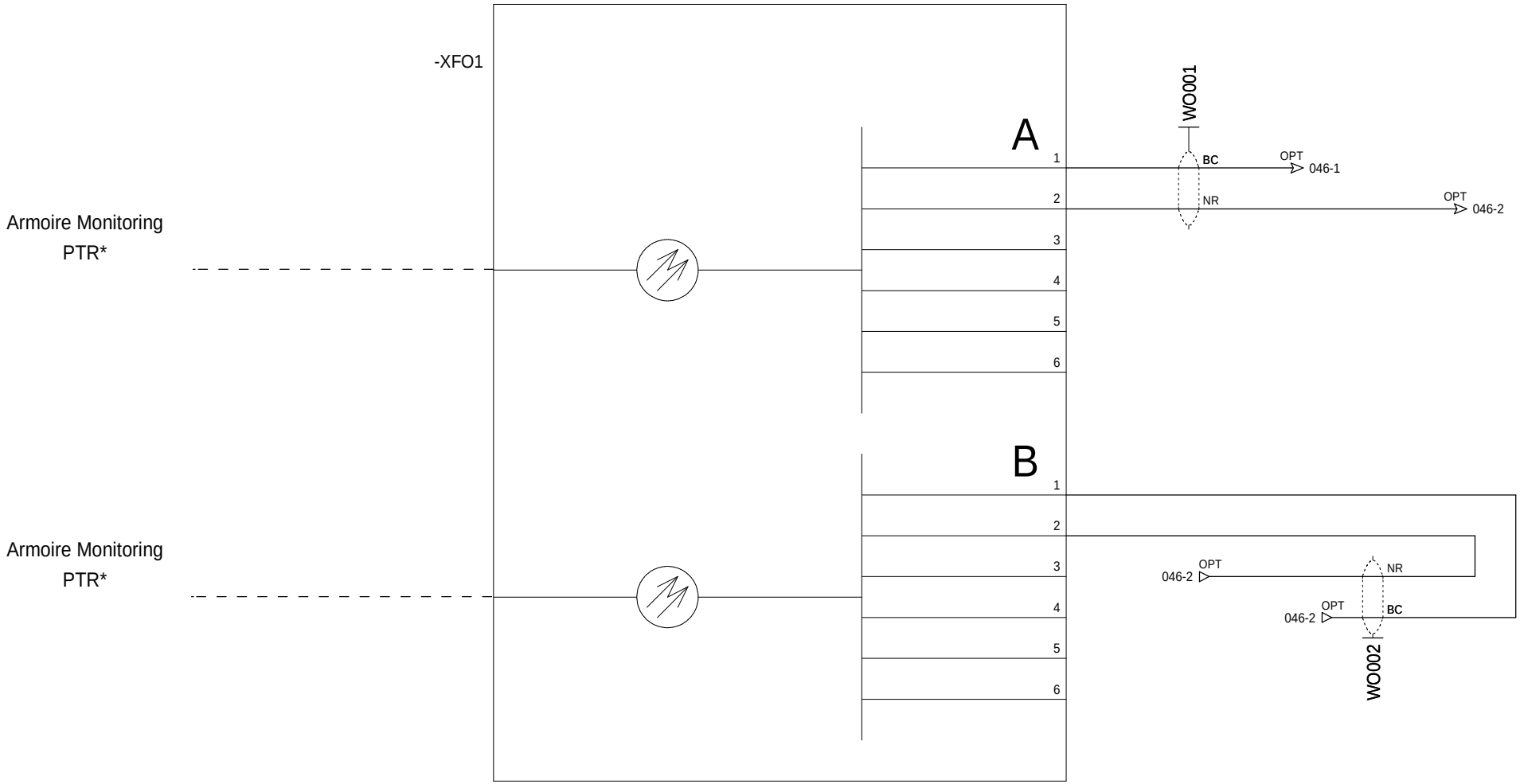

=N201
+AL01

Ind. Rev	Date Date	Modification / Modification	Archiv. Micro-filmed	Ind. Rev	Date Date	Modification / Modification	Archiv. Micro-filmed
00	25/03/2013	Edition originale / First issue					

COFFRET OPTIQUE FIDJI V2

MONITORING
PHOTOVOLTAIQUE
CASINO LOT 5
PDL / PTR

Schneider Electric

ABE00008

Projet - No commande / Project - Order No.	Indice Rev	Folio Sheet
FR-7000166	00	044

A3 suite - 01/2008

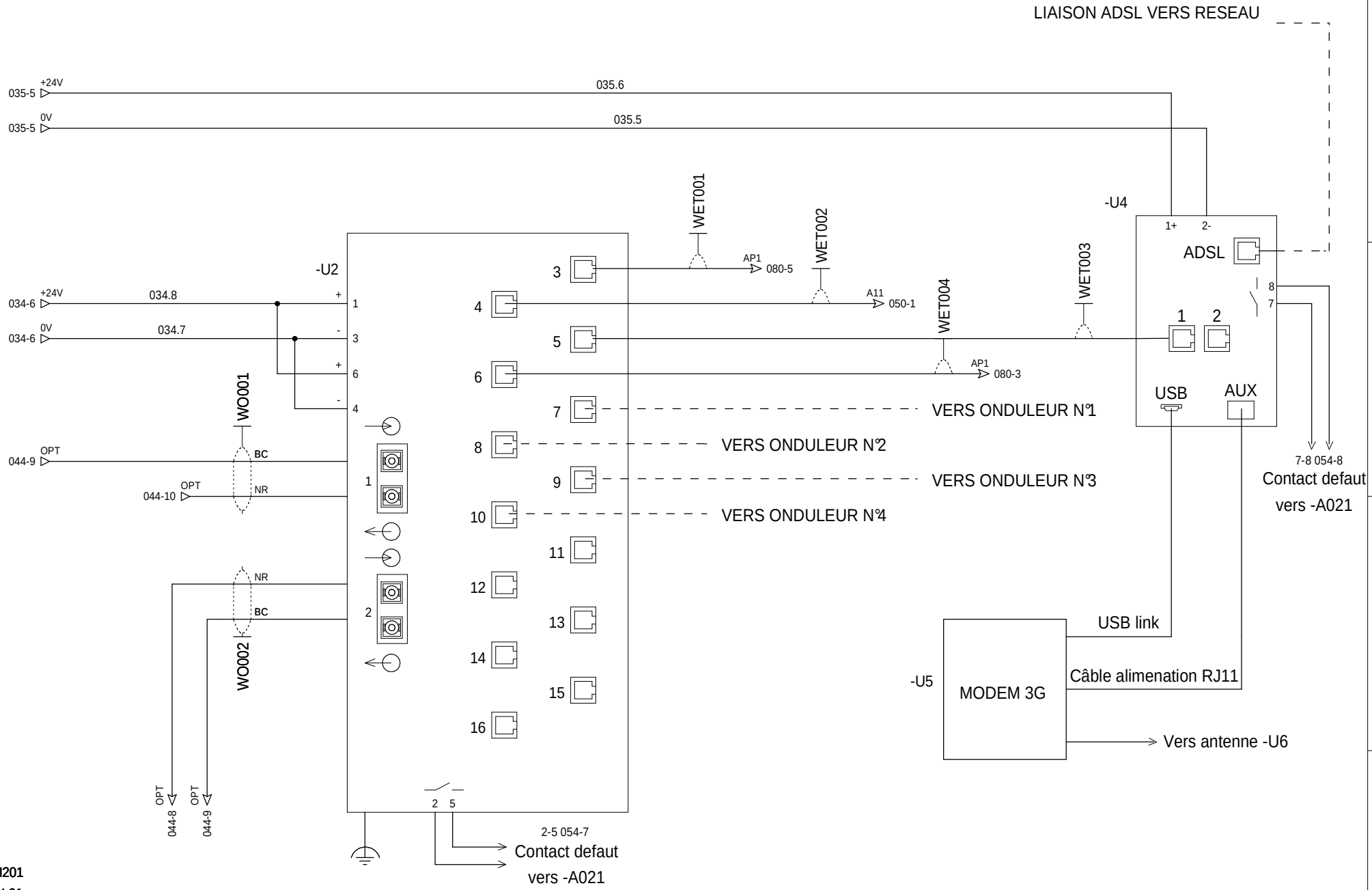

The technical information contained in this document is the exclusive property of Schneider Electric Industries S.A.S and cannot be used or disclosed to third parties of any kind without its written consent. Only those drawings and diagrams certified for construction are valid. All devices shown in the diagrams are in open position, drawn out with operating mechanism discharged and all power sources off.

Les informations techniques contenues dans ce document sont la propriete exclusive de Schneider Electric Industries S.A.S et ne peuvent etre utilisees ou divulguees a des tiers quels qu'ils soient sans son accord ecrit. Seuls nous engagent les plans portant la mention "bon pour construction". Les appareils figurant sur ce schéma sont en position ouvert - désarmés - débrochés - toutes sources coupées.

Ind. Rev	Date Date	Modification / Modification	Archiv. Micro-filmed	Ind. Rev	Date Date	Modification / Modification	Archiv. Micro-filmed
01	06/05/2013	Mise à jour					
00	25/03/2013	Edition originale / First issue					

SWITCH ETHERNET

MONITORING
PHOTOVOLTAIQUE
CASINO LOT 5
PDL / PTR

Schneider Electric

ABE00008

Projet - No commande / Project - Order No.	Indice Rev	Folio Sheet
FR-7000166	01	046

A3 suite - 01/2008

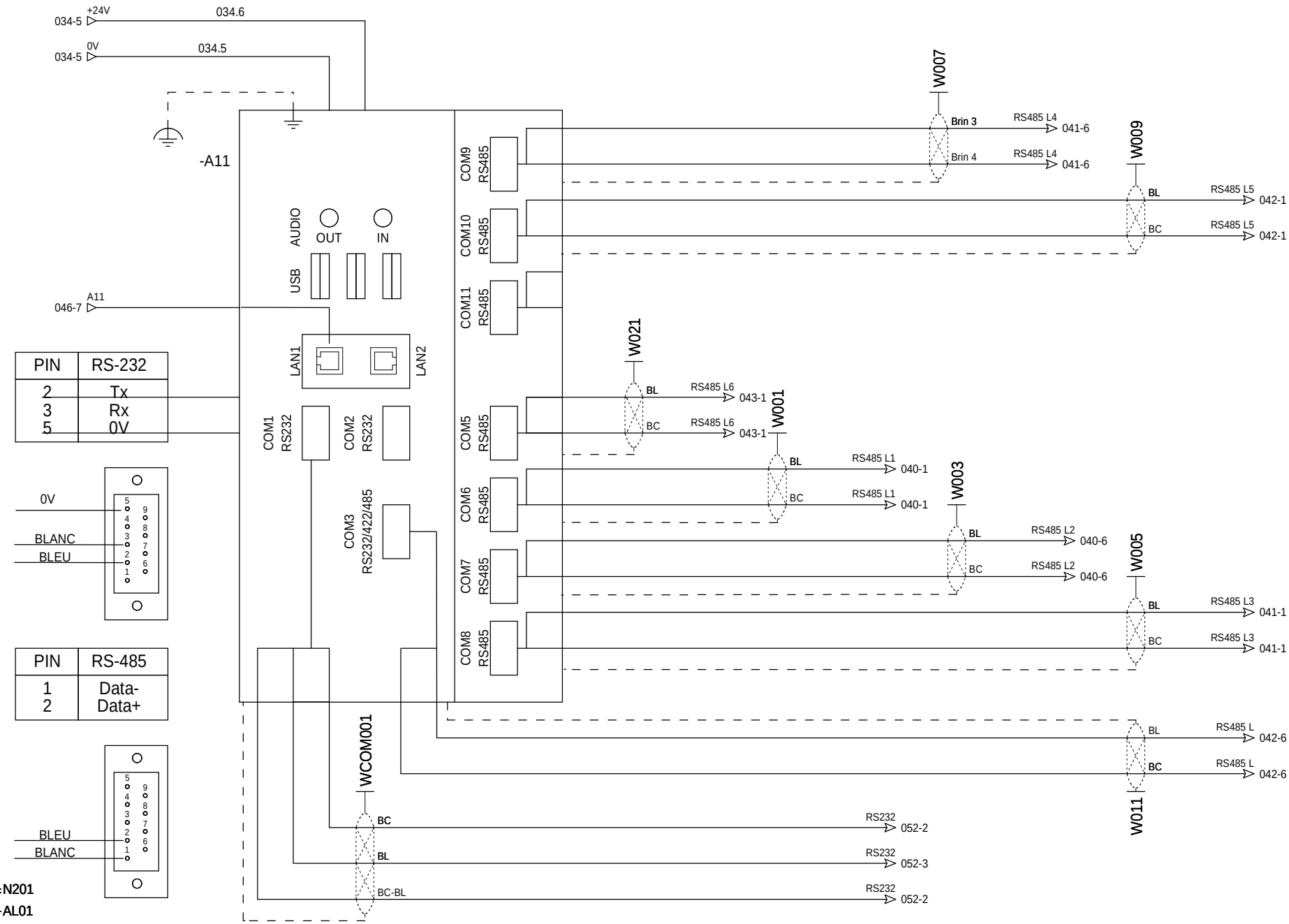

PIN	RS-232
2	Tx
3	Rx
5	0V

PIN	RS-485
1	Data-
2	Data+

The technical information contained in this document is the exclusive property of Schneider Electric Industries S.A.S and cannot be used or disclosed to third parties of any kind without its written consent. Only those drawings and documents written and signed by Schneider Electric are binding. Devices shown in the drawings are in open position, drawn out with operating mechanism discharged and all power sources off.

Les informations techniques contenues dans ce document sont la propriete exclusive de Schneider Electric Industries S.A.S et ne peuvent etre utilisees ou divulguees a des tiers quels qu'ils soient sans son accord ecrit. Seuls nous engagent les dessins ecrits et signes par Schneider Electric. Les appareils representes sur ce schéma sont en position ouvert - désarmés - débrochés - toutes sources coupées.

Ind. Rev	Date Date	Modification / Modification	Archiv. Micro-filmed	Ind. Rev	Date Date	Modification / Modification	Archiv. Micro-filmed
01	06/05/2013	Mise à jour					
00	25/03/2013	Edition originale / First issue					

PC DE TELEGESTION

MONITORING
PHOTOVOLTAIQUE
CASINO LOT 5
PDL / PTR

Schneider Electric

ABE00008

Projet - No commande / Project - Order No.	Indice Rev	Folio Sheet
FR-7000166	01	050

A3 suite - 01/2008

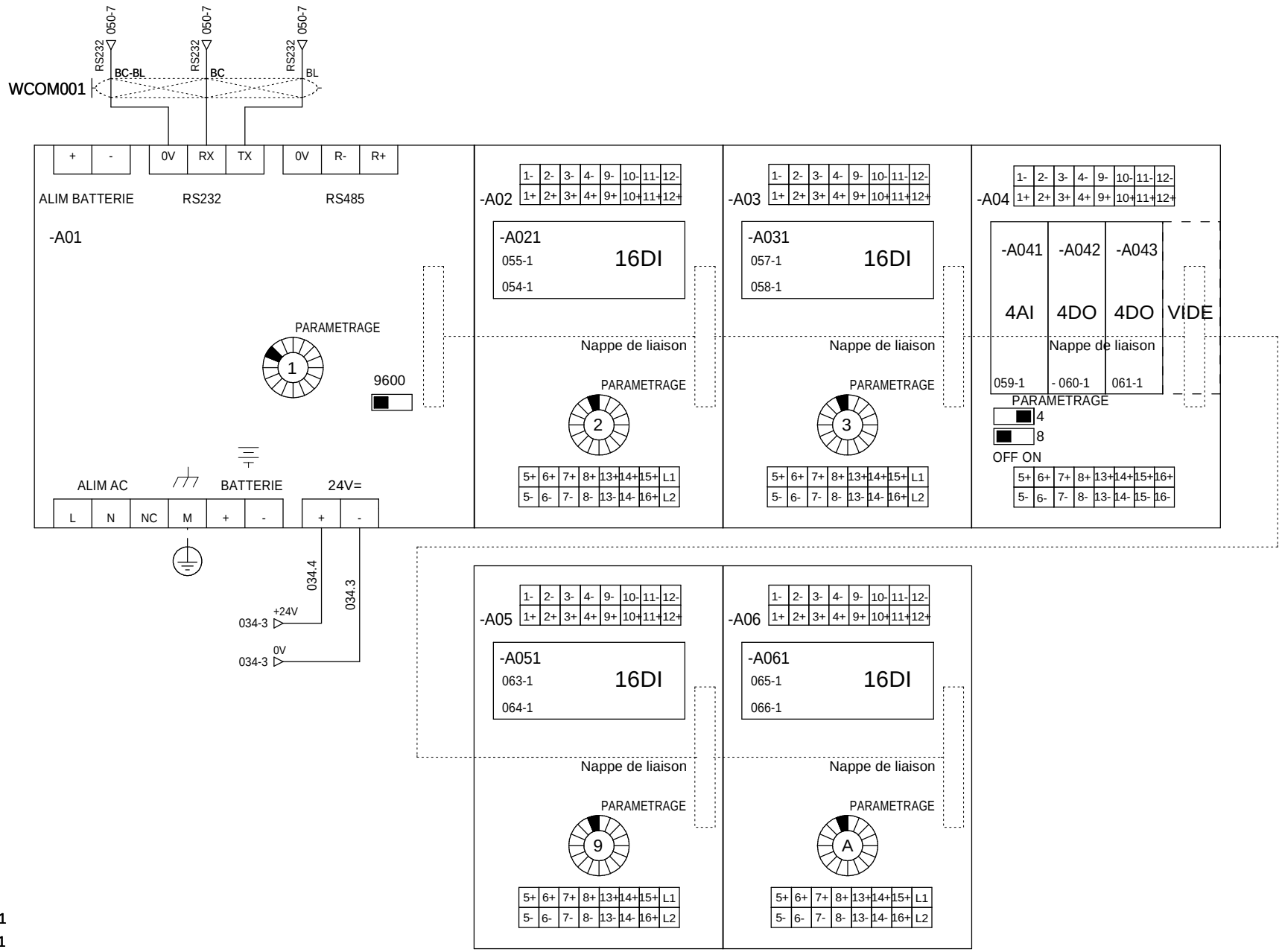

The technical information contained in this document is the exclusive property of Schneider Electric Industries S.A.S and cannot be used or disclosed to third parties of any kind without its written consent. Only those drawings and diagrams certified "Approved for construction" or "Approved for order" are valid. Devices shown in the drawings are in open position, drawn out with operating mechanism discharged and all power sources off.

Les informations techniques contenues dans ce document sont la propriete exclusive de Schneider Electric Industries S.A.S et ne peuvent etre utilisees ou divulguees a des tiers quels qu'ils soient sans son accord ecrit. Seuls nous engagent les plans portant la mention "Bon pour construction". Les appareils montres sur les plans sont en position ouvert - desarmes - debrochés - toutes sources coupées.

Ind. Rev	Date Date	Modification / Modification	Archiv. Micro-filmed	Ind. Rev	Date Date	Modification / Modification	Archiv. Micro-filmed
00	25/03/2013	Edition originale / First issue					

API NAPAC

MONITORING
PHOTOVOLTAIQUE
CASINO LOT 5
PDL / PTR

Schneider Electric

Projet - No commande / Project - Order No.	Indice Rev	Folio Sheet
ABE00008 / FR-7000166	00	052

A3 suite - 01/2008

COFFRET AUXILIAIRES DJ AUXILIAIRES NON PRIORITAIRE PDL	COFFRET AUXILIAIRES DJ MONITORING PDL	COFFRET AUXILIAIRES DJ PRODUCTION PV PDL	RESERVE	RESERVE	ARMOIRE MONITORING ETAT SWITCH RESEAU	ARMOIRE MONITORING ETAT ROUTEUR	ARRET URGENCE GENERAL

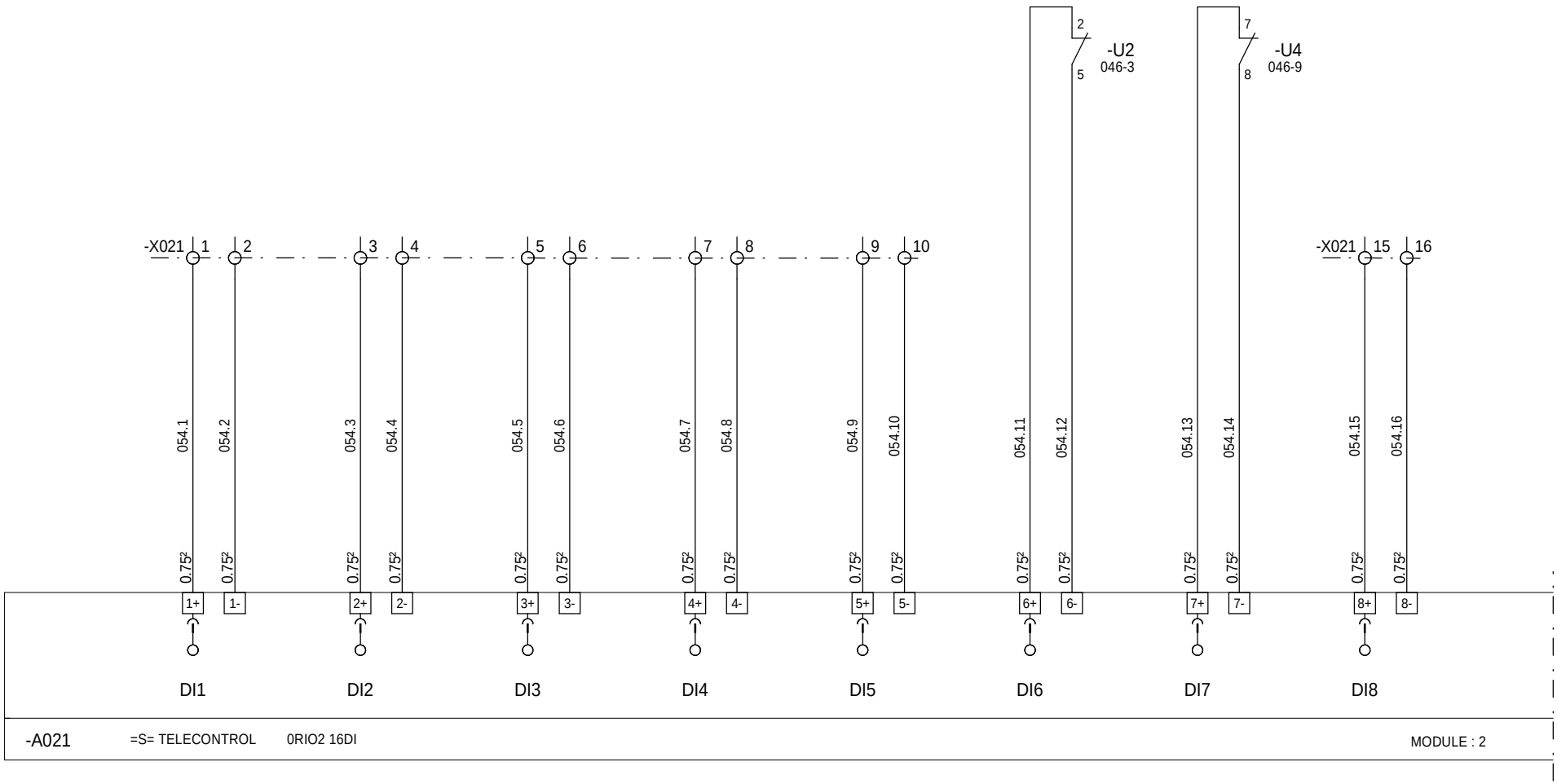

=N201
+AL01

The technical information contained in this document is the exclusive property of Schneider Electric Industries S.A.S and cannot be used or disclosed to third parties of any kind without its written consent. Only those drawings and documents certified for construction, showing the revision level, are valid. Devices shown in the drawings are in open position, drawn out with operating mechanism discharged and all power sources off.

Les informations techniques contenues dans ce document sont la propriete exclusive de Schneider Electric Industries S.A.S et ne peuvent etre utilisees ou divulguees a des tiers quels qu'ils soient sans son accord ecrit. Seuls nous engagent les plans ou documents certifies pour construction, indice en vigueur. Les appareils representes sur ce schéma sont en position ouvert - désarmés - débrochés - toutes sources coupées.

Ind. Rev	Date Date	Modification / Modification	Archiv. Micro-filmed	Ind. Rev	Date Date	Modification / Modification	Archiv. Micro-filmed
00	25/03/2013	Edition originale / First issue					

CARTE 16 ENTREES TOR
ENTREES 1 A 8

MONITORING
PHOTOVOLTAIQUE
CASINO LOT 5
PDL / PTR

Schneider Electric

ABE00008

Projet - No commande Project - Order No.	Indice Rev	Folio Sheet
FR-7000166	00	054

A3 suite - 01/2008

ARMOIRE MONITORING SYNTHESE ETAT DJ 24V	RESERVE	COFFRET AUXILIAIRES SYNTHESE BF PARAFOUDRE BT	RESERVE	RESERVE	RESERVE	COMPTAGE VENTE PAR EDF	COMPTAGE ACHAT PAR EDF

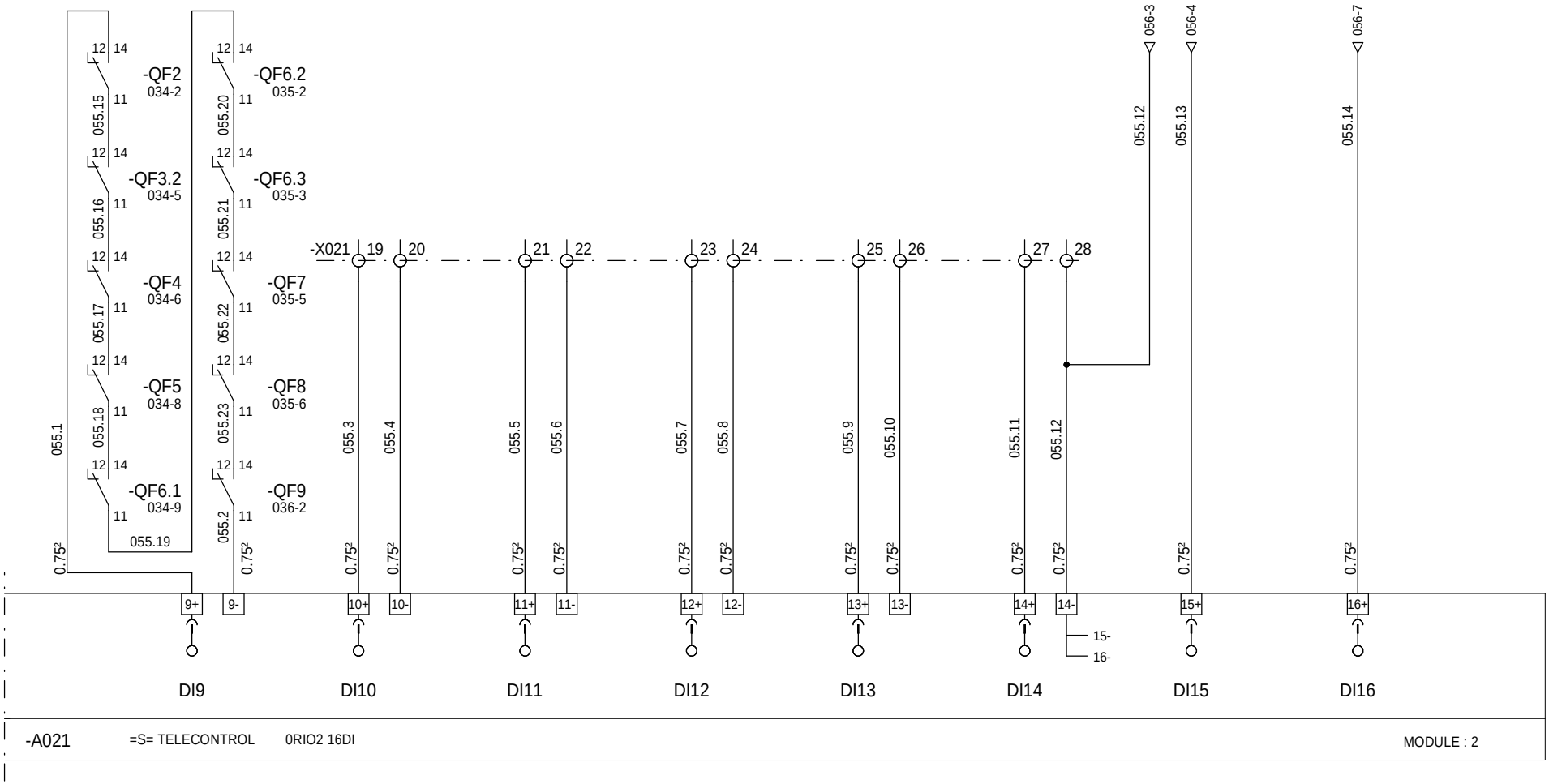

-A021 =S= TELECONTROL 0RIO2 16DI MODULE : 2

=N201
+AL01

The technical information contained in this document is the exclusive property of Schneider Electric Industries S.A.S and cannot be used or disclosed to third parties of any kind without its written consent. Only those drawings and documents certified by Schneider Electric Industries S.A.S are valid for construction. All devices shown in the drawings are in open position, drawn out with operating mechanism discharged and all power sources off.

Les informations techniques contenues dans ce document sont la propriete exclusive de Schneider Electric Industries S.A.S et ne peuvent etre utilisees ou divulguees a des tiers quels qu'ils soient sans son accord ecrit. Seuls nous engagent les plans portant le cachet de Schneider Electric Industries S.A.S. Les equipements sur ce schéma sont en position ouvert - désarmés - débrochés - toutes sources coupées.

Ind. Rev	Date Date	Modification / Modification	Archiv. Micro-filmed	Ind. Rev	Date Date	Modification / Modification	Archiv. Micro-filmed
01	06/05/2013	Mise à jour					
00	25/03/2013	Edition originale / First issue					

CARTE 16 ENTREES TOR
ENTREES 9 A 16

MONITORING
PHOTOVOLTAIQUE
CASINO LOT 5
PDL / PTR

Schneider Electric

ABE00008

Projet - No commande Project - Order No.	Indice Rev	Folio Sheet
FR-7000166	01	055

A3 suite - 01/2008

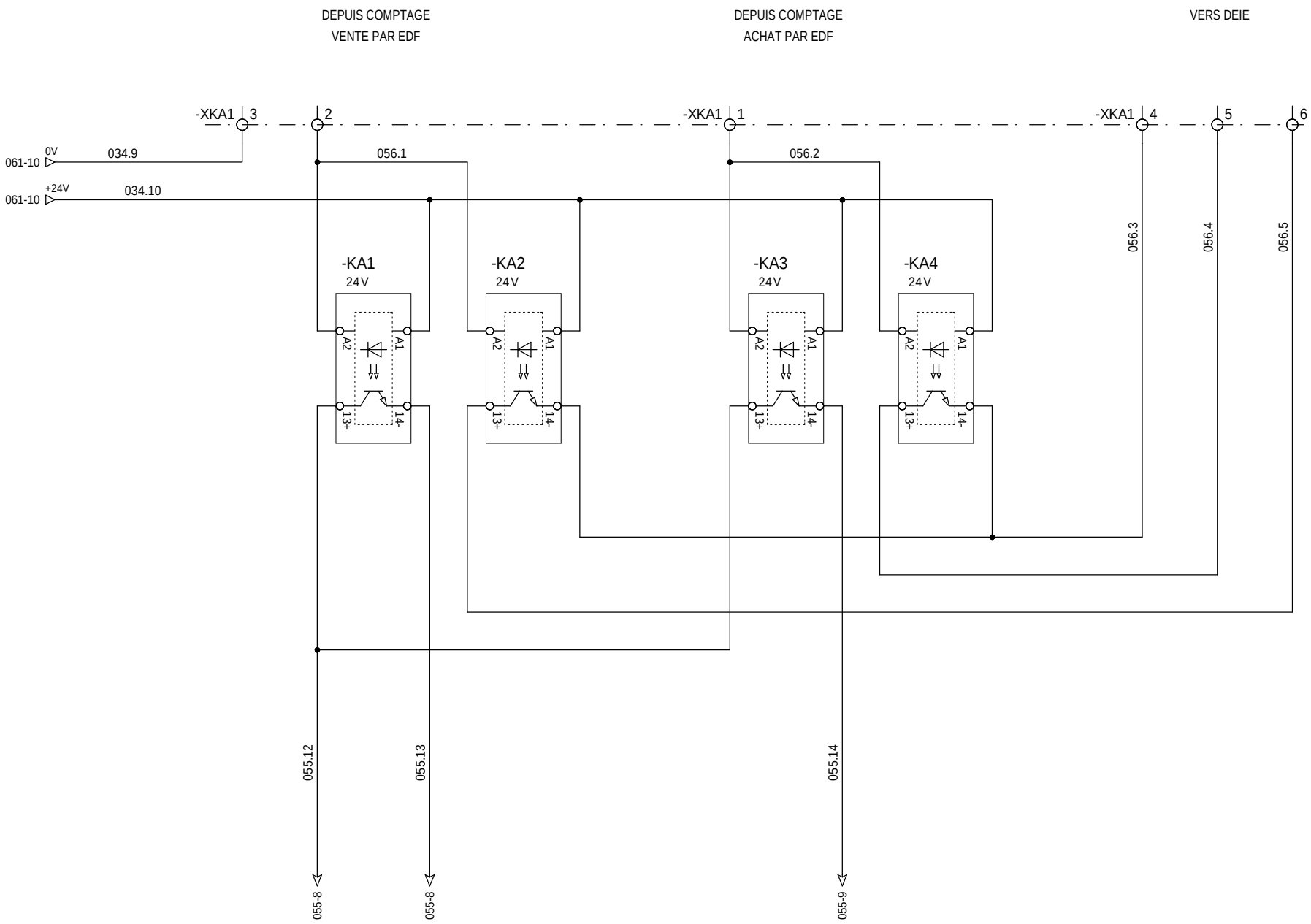

The technical information contained in this document is the exclusive property of Schneider Electric Industries S.A.S and cannot be used or disclosed to third parties of any kind without its written consent. Only those drawings and documents entitled drawings and documents bearing the mention "Approved for construction" are binding. All devices shown in the drawings are in open position, drawn out with operating mechanism discharged and all power sources off.

Les informations techniques contenues dans ce document sont la propriete exclusive de Schneider Electric Industries S.A.S et ne peuvent etre utilisees ou divulguees a des tiers quels qu'ils soient sans son accord ecrit. Seuls nous engagent les documents intitules dessins et documents bon pour execution. Les appareils montres sur les dessins sont en position ouvert - desarmes - debrochés - toutes sources coupées.

00	25/03/2013	Edition originale / First issue					
Ind. Rev	Date Date	Modification / Modification	Archiv. Micro-filmed	Ind. Rev	Date Date	Modification / Modification	Archiv. Micro-filmed

CARTE 16 ENTREES TOR
ENTREES 9 A 16

MONITORING
PHOTOVOLTAIQUE
CASINO LOT 5
PDL / PTR

Schneider Electric

ABE00008

Projet - No commande Project - Order No.	Indice Rev	Folio Sheet
FR-7000166	00	056

A3 suite - 01/2008

RESERVE	RESERVE	RESERVE	48V MT SYNTHESE ETAT 48V	48V MT FONCTIONNEMENT SUR BATTERIES	48V MT BATTERIES FAIBLES OU TRES FAIBLES	SM6 QM ARRIVEE TRANSFORMATEUR PDL (HTA)	RESERVE

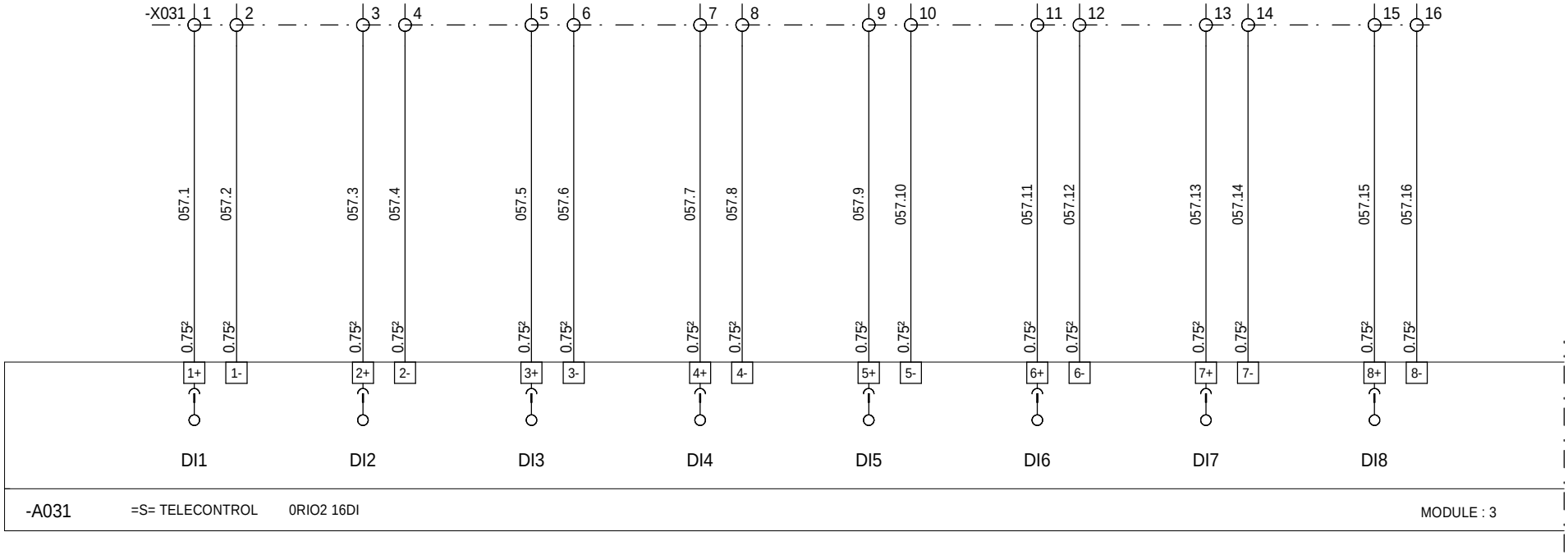

=N201
+AL01

The technical information contained in this document is the exclusive property of Schneider Electric Industries S.A.S and cannot be used or disclosed to third parties of any kind without its written consent. Only those drawings and documents certified "Good for construction" are to be used for the purpose of construction. All devices shown in the drawings are in open position, drawn out with operating mechanism discharged and all power sources off.

Les informations techniques contenues dans ce document sont la propriete exclusive de Schneider Electric Industries S.A.S et ne peuvent etre utilisees ou divulguees a des tiers quels qu'ils soient sans son accord ecrit. Seuls nous engagent les plans portant la mention "Bon pour execution". Les appareils representes sur ce schéma sont en position ouvert - désarmés - débrochés - toutes sources coupées.

Ind. Rev	Date Date	Modification / Modification	Archiv. Micro-filmed	Ind. Rev	Date Date	Modification / Modification	Archiv. Micro-filmed
00	25/03/2013	Edition originale / First issue					

CARTE 16 ENTREES TOR
ENTREES 1 A 8

MONITORING
PHOTOVOLTAIQUE
CASINO LOT 5
PDL / PTR

Schneider Electric

ABE00008

Projet - No commande Project - Order No.	Indice Rev	Folio Sheet
FR-7000166	00	057

A3 suite - 01/2008

RESERVE	POSTE PORTE LOCAL PDL	RESERVE	RESERVE	RESERVE	RESERVE	RESERVE	RESERVE

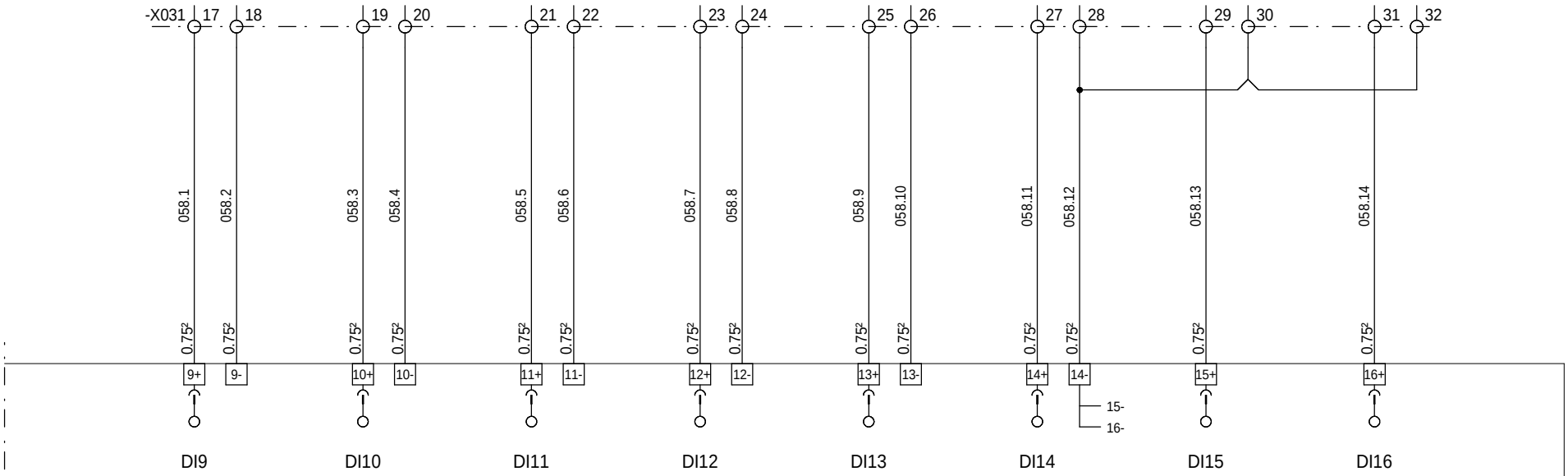

-A031 =S= TELECONTROL 0RIO2 16DI MODULE : 3

=N201
+AL01

The technical information contained in this document is the exclusive property of Schneider Electric Industries S.A.S and cannot be used or disclosed to third parties of any kind without its written consent. Only those drawings and diagrams certified for construction by an authorized Schneider Electric representative are valid. All devices shown in the diagrams are in open position, drawn out with operating mechanism discharged and all power sources off.

Les informations techniques contenues dans ce document sont la propriete exclusive de Schneider Electric Industries S.A.S et ne peuvent etre utilisees ou divulguees a des tiers quels qu'ils soient sans son accord ecrit. Seuls nous engagent les plans certifiés pour construire par un representant Schneider Electric. Les equipements sur ce schéma sont en position ouvert - désarmés - débrochés - toutes sources coupées.

Ind. Rev	Date Date	Modification / Modification	Archiv. Micro-filmed	Ind. Rev	Date Date	Modification / Modification	Archiv. Micro-filmed
00	25/03/2013	Edition originale / First issue					

CARTE 16 ENTREES TOR
ENTREES 9 A 16

MONITORING
PHOTOVOLTAIQUE
CASINO LOT 5
PDL / PTR

Schneider Electric

ABE00008

Projet - No commande Project - Order No.	Indice Rev	Folio Sheet
FR-7000166	00	058

A3 suite - 01/2008

POSTE PDL TEMPERATURE INTERIEURE	POSTE PTR TEMPERATURE INTERIEURE	RESERVE	RESERVE

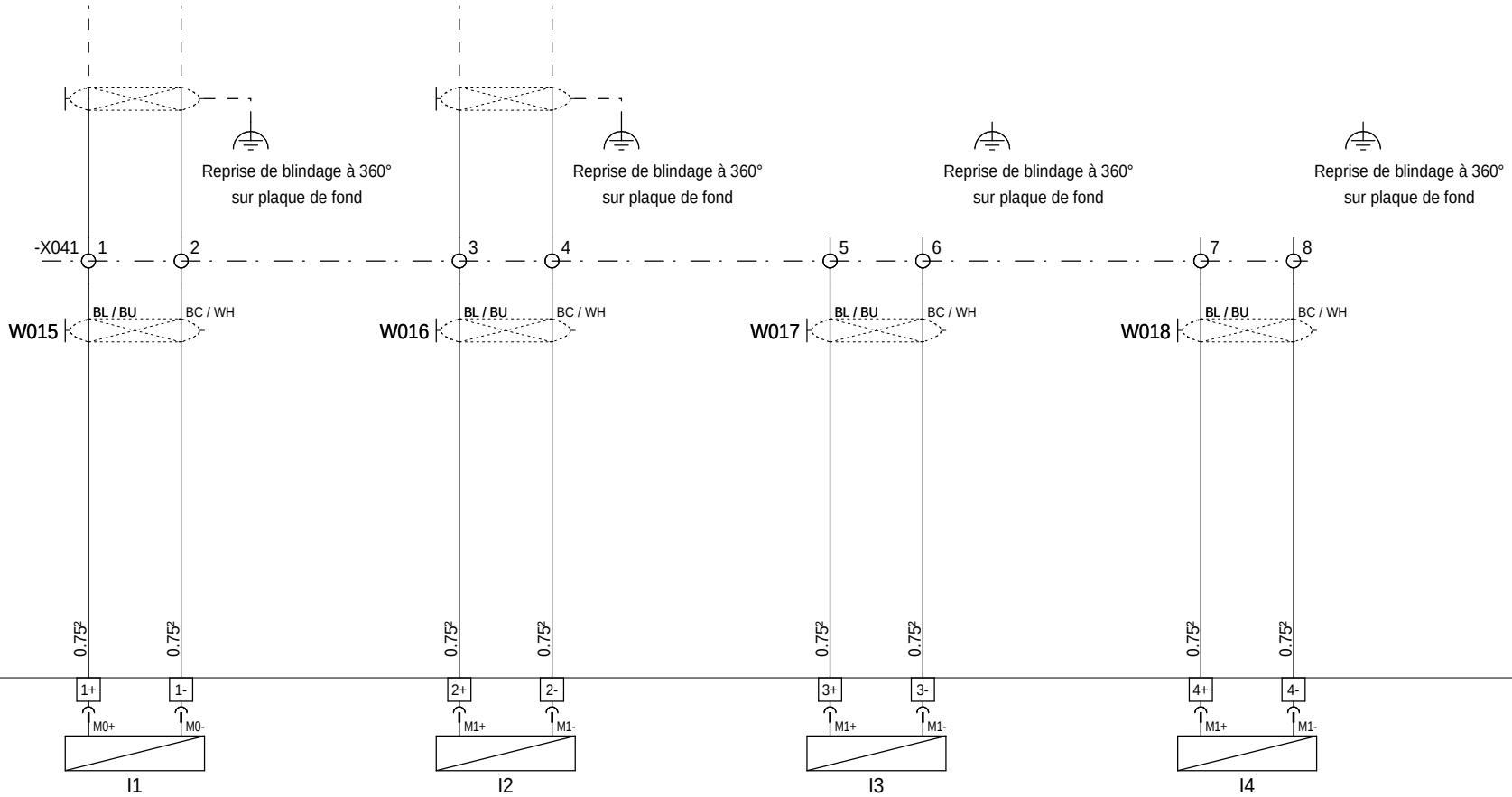

-A041 =S= TELECONTROL 0RIO1 04AI MODULE : 5

=N201
+AL01

The technical information contained in this document is the exclusive property of Schneider Electric Industries S.A.S and cannot be used or disclosed to third parties of any kind without its written consent. Only those drawings and documents entitled "Approved for construction" are binding for execution. All devices shown in the drawings are in open position, drawn out with operating mechanism discharged and all power sources off.

Les informations techniques contenues dans ce document sont la propriete exclusive de Schneider Electric Industries S.A.S et ne peuvent etre utilisees ou divulguees a des tiers quels qu'ils soient sans son accord ecrit. Seuls nous engagent les plans portant la mention "Bon pour execution". Les appareils sont figures en position ouverte, hors charge et sur ce schéma sont en position ouvert - désarmés - débrochés - toutes sources coupées.

Ind. Rev	Date Date	Modification / Modification	Archiv. Micro-filmed	Ind. Rev	Date Date	Modification / Modification	Archiv. Micro-filmed
00	25/03/2013	Edition originale / First issue					

CARTE 4 ENTREES ANALOGIQUES UNIVERSELLES

MONITORING PHOTOVOLTAIQUE CASINO LOT 5 PDL / PTR

Schneider Electric

ABE00008

Projet - No commande Project - Order No.	Indice Rev	Folio Sheet
FR-7000166	00	059

A3 suite - 01/2008

ONDULEUR POSTE COMMANDE MARCHE ONDULEUR 1	ONDULEUR POSTE COMMANDE ARRET ONDULEUR 1	ONDULEUR POSTE COMMANDE MARCHE ONDULEUR 2	ONDULEUR POSTE COMMANDE ARRET ONDULEUR 2				

-A042 =S= TELECONTROL 0RIO1 04DO MODULE : 6

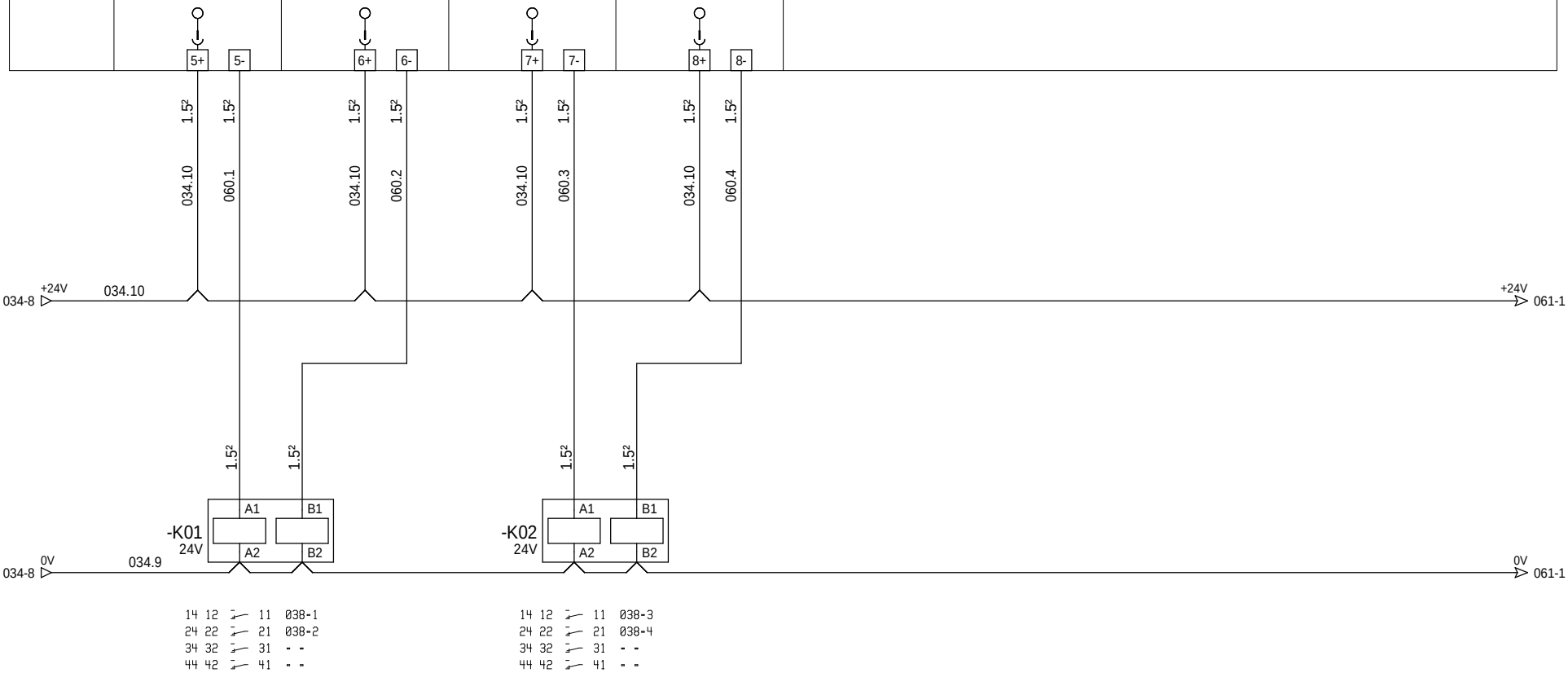

=N201
+AL01

Ind. Rev	Date Date	Modification / Modification	Archiv. Micro-filmed	Ind. Rev	Date Date	Modification / Modification	Archiv. Micro-filmed
00	25/03/2013	Edition originale / First issue					

CARTE 4 SORTIES TOR
RELAIS ELECTROMECANIQUES

ELECTROMECHANICAL RELAYS

MONITORING
PHOTOVOLTAIQUE
CASINO LOT 5
PDL / PTR

Schneider Electric

ABE00008

Projet - No commande / Project - Order No.: FR-7000166

Indice Rev: 00

Folio Sheet: 060

A3 suite - 01/2008

The technical information contained in this document is the exclusive property of Schneider Electric Industries S.A.S and cannot be used or disclosed to third parties of any kind without its written consent. Only those drawings and documents received directly from Schneider Electric Industries S.A.S are valid for operation. All devices shown in the drawings are in open position, drawn out with operating mechanism discharged and all power sources off.

Les informations techniques contenues dans ce document sont la propriete exclusive de Schneider Electric Industries S.A.S et ne peuvent etre utilisees ou divulguees a des tiers quels qu'ils soient sans son accord ecrit. Seuls nous engagent les documents remis directement par notre bureau d'etudes. Les appareils sont figures en position ouverte, mecanisme de commande decharge et toutes sources coupees. Le schéma sont en position ouvert - désarmés - débrochés - toutes sources coupées.

ONDULEUR POSTE COMMANDE MARCHE ONDULEUR 3	ONDULEUR POSTE COMMANDE ARRET ONDULEUR 3	ONDULEUR POSTE COMMANDE MARCHE ONDULEUR 4	ONDULEUR POSTE COMMANDE ARRET ONDULEUR 4				

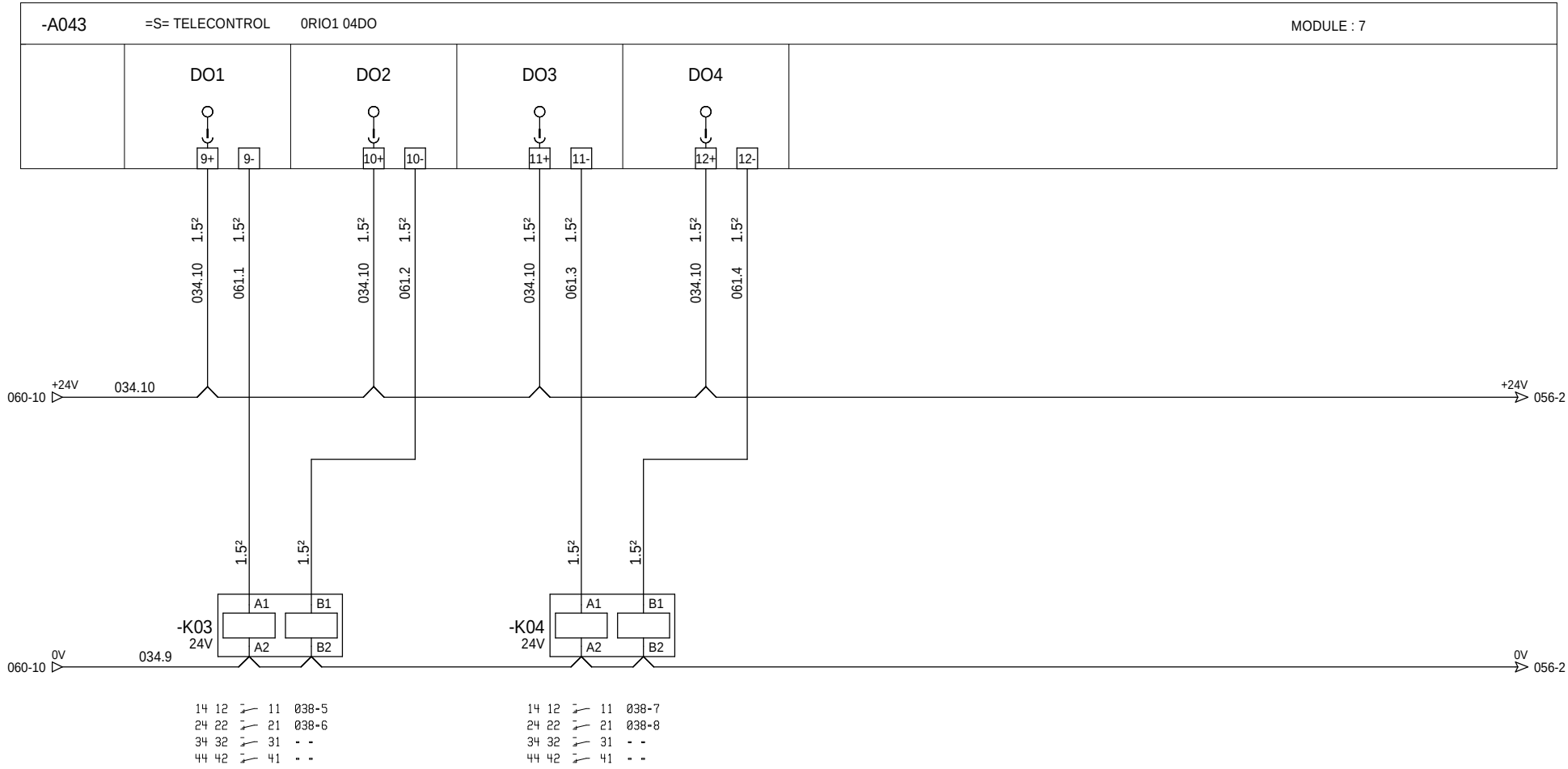

=N201

+AL01

The technical information contained in this document is the exclusive property of Schneider Electric Industries S.A.S and cannot be used or disclosed to third parties of any kind without its written consent. Only those drawings and diagrams marked "approved for construction" may be used for construction. All devices shown in the drawings are in open position, drawn out with operating mechanism discharged and all power sources off.

Les informations techniques contenues dans ce document sont la propriete exclusive de Schneider Electric Industries S.A.S et ne peuvent etre utilisees ou divulguees a des tiers quels qu'ils soient sans son accord ecrit. Seuls nous engagent les plans marqués "bons pour construire". Les appareils sur les schémas sont en position ouvert - désarmés - débrochés - toutes sources coupées.

Ind. Rev	Date Date	Modification / Modification	Archiv. Micro-filmed	Ind. Rev	Date Date	Modification / Modification	Archiv. Micro-filmed
00	25/03/2013	Edition originale / First issue					

CARTE 4 SORTIES TOR
RELAIS ELECTROMECANIQUES

MONITORING
PHOTOVOLTAIQUE
CASINO LOT 5
PDL / PTR

Schneider Electric

ABE00008

Projet - No commande Project - Order No.	Indice Rev	Folio Sheet
FR-7000166	00	061

A3 suite - 01/2008

RESERVE	RESERVE	RESERVE	RESERVE				

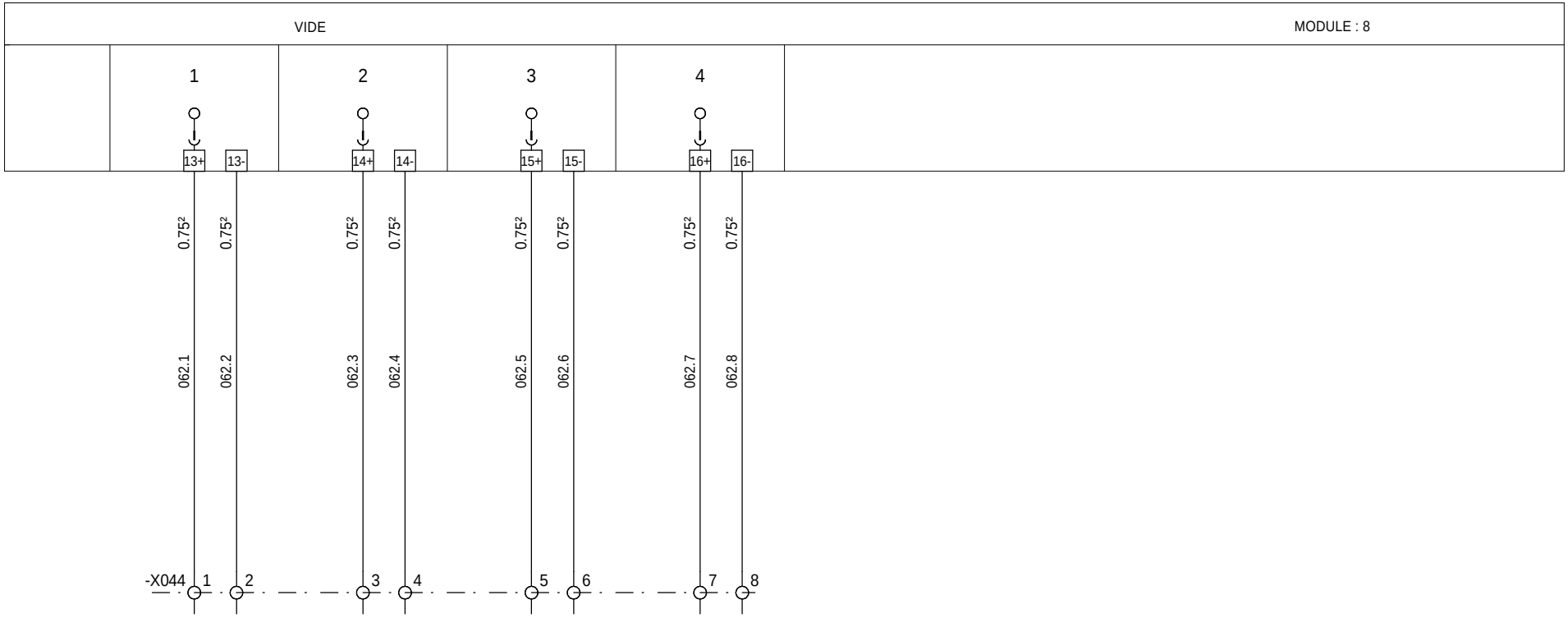

=N201
+AL01

The technical information contained in this document is the exclusive property of Schneider Electric Industries S.A.S and cannot be used or disclosed to third parties of any kind without its written consent. Only those drawings and documents marked "Approved for construction" may be used for the purpose of construction. All devices shown on the drawings are in open position, drawn out with operating mechanism discharged and all power sources off.

Les informations techniques contenues dans ce document sont la propriete exclusive de Schneider Electric Industries S.A.S et ne peuvent etre utilisees ou divulguees a des tiers quels qu'ils soient sans son accord ecrit. Seuls nous engagent les plans portant la mention "bon pour construction". Les appareils montres sur les documents sont en position ouvert - desarmés - débrochés - toutes sources coupées.

Ind. Rev	Date Date	Modification / Modification	Archiv. Micro-filmed	Ind. Rev	Date Date	Modification / Modification	Archiv. Micro-filmed
00	25/03/2013	Edition originale / First issue					

RESERVES SUR BORNES

MONITORING
PHOTOVOLTAIQUE
CASINO LOT 5
PDL / PTR

Schneider Electric

ABE00008

Projet - No commande / Project - Order No.	Indice / Rev	Folio / Sheet
FR-7000166	00	062

A3 suite - 01/2008

POSTE PORTE LOCAL ONDULEUR	POSTE PORTTE LOCAL TRANSO	COFFRET AUXILIAIRES DJ AUXILIAIRES NON PRIORITAIRES PTR	COFFRET AUXILIAIRES DJ ALIMENTATION MONITORING PTR	COFFRET AUXILIAIRES DJ PRODUCTION PV PTR	COFFRET AUXILIAIRES AU INTERNE AU PTR	COFFRET AUXILIAIRES SYNTHESE BF PARAFOUDRE BT	ATS GENERAL MANU / AUTO

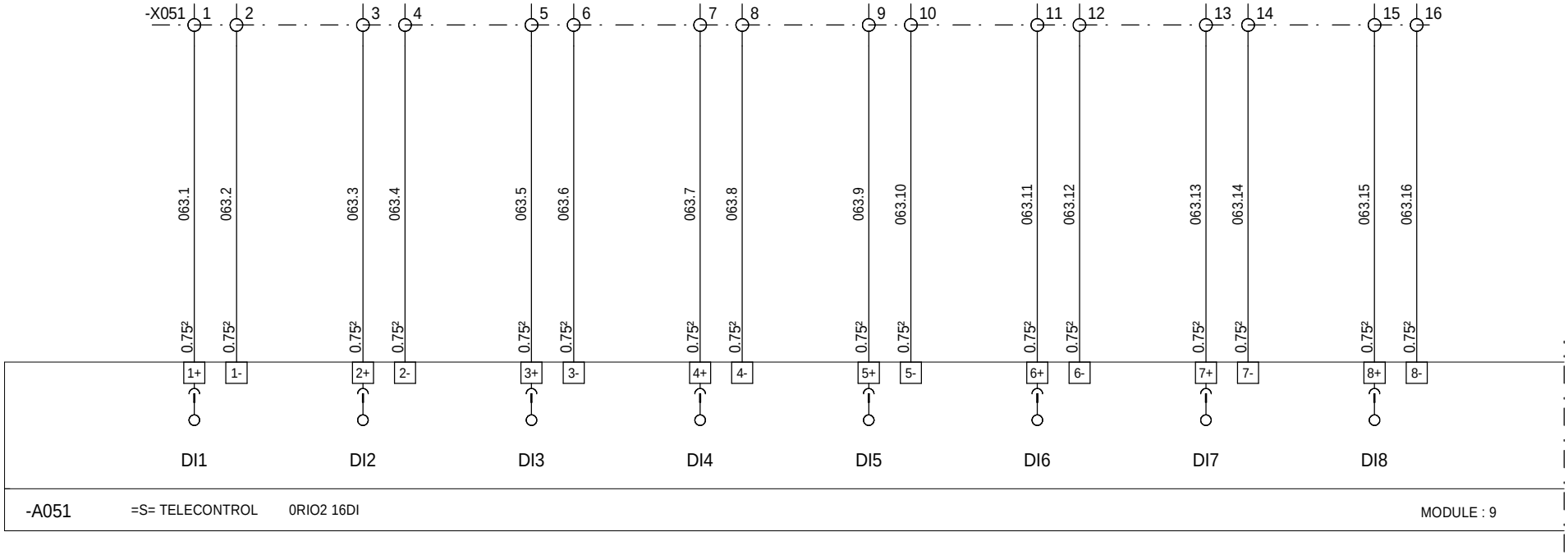

=N201
+AL01

The technical information contained in this document is the exclusive property of Schneider Electric Industries S.A.S and cannot be used or disclosed to third parties of any kind without its written consent. Only those drawings and diagrams certified for construction by an authorized Schneider Electric representative are valid. All devices shown in the diagrams are in open position, drawn out with operating mechanism discharged and all power sources off.

Les informations techniques contenues dans ce document sont la propriete exclusive de Schneider Electric Industries S.A.S et ne peuvent etre utilisees ou divulguees a des tiers quels qu'ils soient sans son accord ecrit. Seuls nous engagent les plans ou schemas certifiés par un representant habilité de Schneider Electric. Les appareils representés sur ce schéma sont en position ouvert - désarmés - débrochés - toutes sources coupées.

Ind. Rev	Date Date	Modification / Modification	Archiv. Micro-filmed	Ind. Rev	Date Date	Modification / Modification	Archiv. Micro-filmed
01	06/05/2013	Mise à jour					
00	25/03/2013	Edition originale / First issue					

CARTE 16 ENTREES TOR
ENTREES 1 A 8

MONITORING
PHOTOVOLTAIQUE
CASINO LOT 5
PDL / PTR

Schneider Electric

ABE00008

Projet - No commande Project - Order No.	Indice Rev	Folio Sheet
FR-7000166	01	063

A3 suite - 01/2008

ATS UPS MANU / AUTO	UPS2 SYNTHESE ETAT UPS	UPS2 FONCTIONNEMENT SUR BATTERIES	UPS2 ETAT BATTERIES FAIBLES OU TRES FAIBLES	TR1 ALARME DECLENCHEMENT	TR1 TRANSFO. ALARME 1er SEUIL TEMPERATURE	COMMUTATEUR GENE SOURCE MAGASIN OUVERT / FERME	COMMUTATEUR GENE SOURCE PHOTOVOLTAIQUE OUVERT / FERME

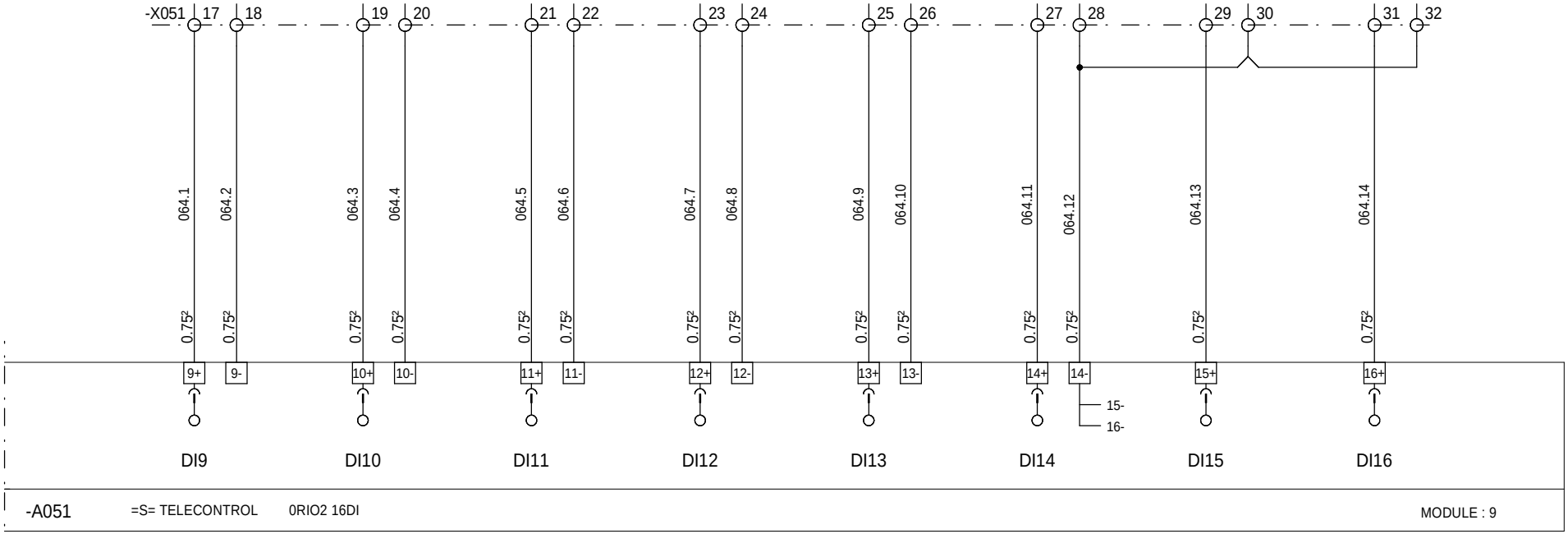

=N201
+AL01

The technical information contained in this document is the exclusive property of Schneider Electric Industries S.A.S and cannot be used or disclosed to third parties of any kind without its written consent. Only those drawings and diagrams certified for construction by an authorized Schneider Electric representative are valid. All devices shown in the diagrams are in open position, drawn out with operating mechanism discharged and all power sources off.

Les informations techniques contenues dans ce document sont la propriete exclusive de Schneider Electric Industries S.A.S et ne peuvent etre utilisees ou divulguees a des tiers quels qu'ils soient sans son accord ecrit. Seuls nous engagent les plans certifiés pour construction par un representant Schneider Electric S.A.S. Tous appareils representés sur ce schéma sont en position ouvert - désarmés - débrochés - toutes sources coupées.

Ind. Rev	Date Date	Modification / Modification	Archiv. Micro-filmed	Ind. Rev	Date Date	Modification / Modification	Archiv. Micro-filmed
01	06/05/2013	Mise à jour					
00	25/03/2013	Edition originale / First issue					

CARTE 16 ENTREES TOR
ENTREES 9 A 16

MONITORING
PHOTOVOLTAIQUE
CASINO LOT 5
PDL / PTR

Schneider Electric

ABE00008

Projet - No commande Project - Order No.	Indice Rev	Folio Sheet
FR-7000166	01	064

A3 suite - 01/2008

COFFRET CC INV1	COFFRET CC INV2	COFFRET CC INV3	COFFRET CC INV4	TGBT AUXILIAIRE	TGBT AUXILIAIRE	TGBT AUXILIAIRE	DISJONCTEUR
DISJONCTEUR ARRIVEES AB	DISJONCTEUR ARRIVEES AB	DISJONCTEUR ARRIVEES AB	DISJONCTEUR ARRIVEES AB	DISJONCTEUR GENERAL	DISJONCTEUR ALIMENTATION AUXILIAIRES PTR	DISJONCTEUR ALIMENTATION AUXILIAIRES PDL	ALIM NP PAR MAGASIN OUVERT / FERME

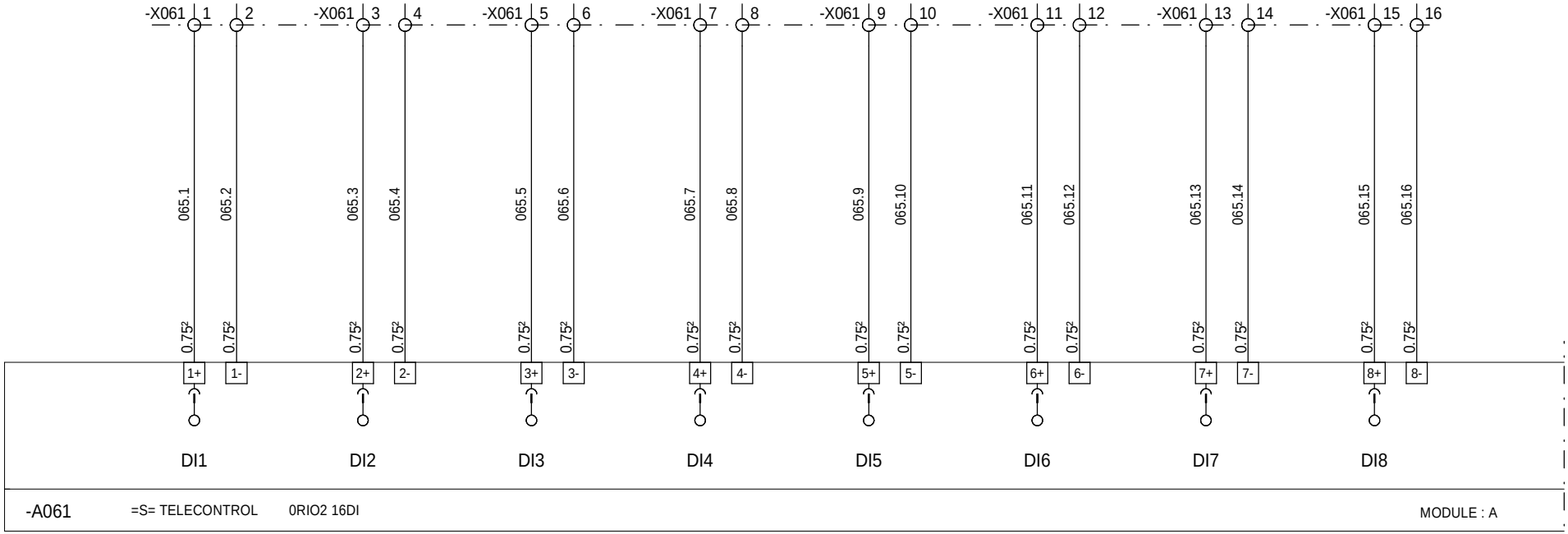

-A061 =S= TELECONTROL 0RIO2 16DI MODULE : A

=N201
+AL01

The technical information contained in this document is the exclusive property of Schneider Electric Industries S.A.S and cannot be used or disclosed to third parties of any kind without its written consent. Only those drawings and diagrams certified for construction by an authorized Schneider Electric representative are valid. All devices shown in the diagrams are in open position, drawn out with operating mechanism discharged and all power sources off.

Les informations techniques contenues dans ce document sont la propriete exclusive de Schneider Electric Industries S.A.S et ne peuvent etre utilisees ou divulguees a des tiers quels qu'ils soient sans son accord ecrit. Seuls nous engagent les plans certifiés par un representant habilité de Schneider Electric. Les appareils representés sur ce schéma sont en position ouvert - désarmés - débrochés - toutes sources coupées.

Ind. Rev	Date Date	Modification / Modification	Archiv. Micro-filmed	Ind. Rev	Date Date	Modification / Modification	Archiv. Micro-filmed
01	06/05/2013	Mise à jour					
00	25/03/2013	Edition originale / First issue					

CARTE 16 ENTREES TOR
ENTREES 1 A 8

MONITORING
PHOTOVOLTAIQUE
CASINO LOT 5
PDL / PTR

Schneider Electric

ABE00008

Projet - No commande / Project - Order No.	Indice / Rev	Folio / Sheet
FR-7000166	01	065

A3 suite - 01/2008

COFFRET CC ONDULEUR 1 DISJONCTEUR DE MALT	COFFRET CC ONDULEUR 2 DISJONCTEUR DE MALT	COFFRET CC ONDULEUR 3 DISJONCTEUR DE MALT	COFFRET CC ONDULEUR 4 DISJONCTEUR DE MALT	COFFRET CC ONDULEUR 1 SEUIL HAUT TEMPERATURE	COFFRET CC ONDULEUR 2 SEUIL HAUT TEMPERATURE	COFFRET CC ONDULEUR 3 SEUIL HAUT TEMPERATURE	COFFRET CC ONDULEUR 4 SEUIL HAUT TEMPERATURE

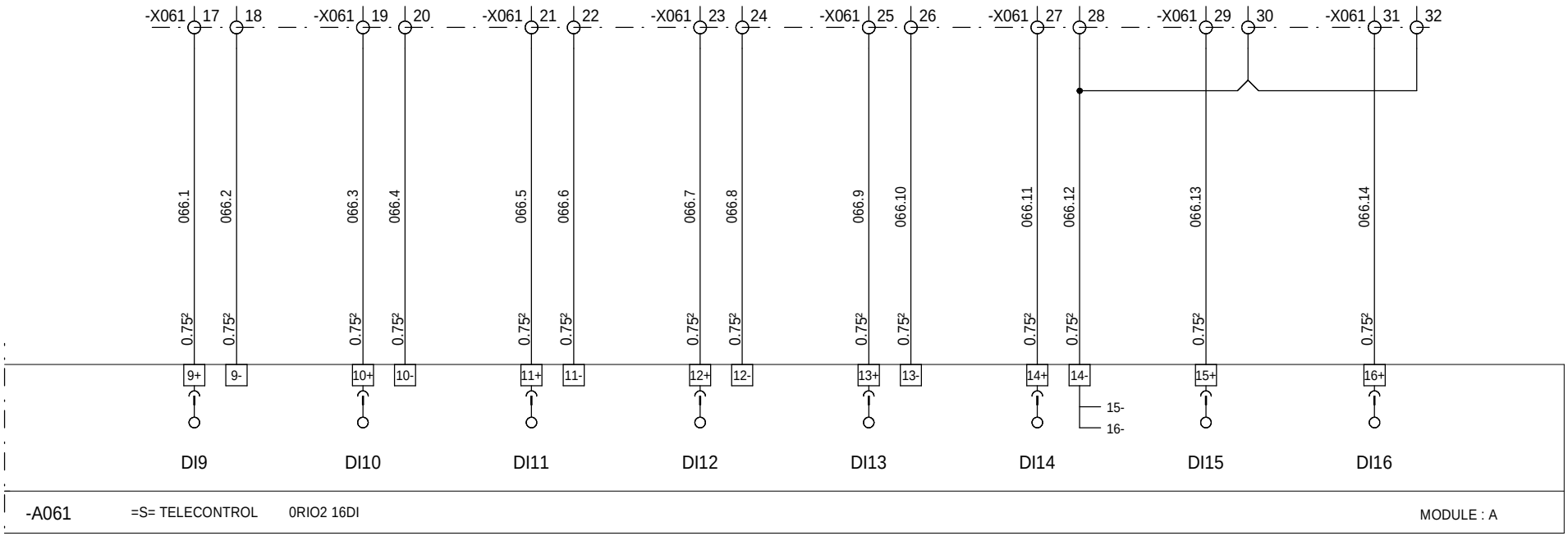

=N201
+AL01

The technical information contained in this document is the exclusive property of Schneider Electric Industries S.A.S and cannot be used or disclosed to third parties of any kind without its written consent. Only those drawings and documents certified "Approved for construction" are binding for execution. All devices shown in the drawings are in open position, drawn out with operating mechanism discharged and all power sources off.

Les informations techniques contenues dans ce document sont la propriete exclusive de Schneider Electric Industries S.A.S et ne peuvent etre utilisees ou divulguees a des tiers quels qu'ils soient sans son accord ecrit. Seuls nous engagent des plans portant la mention "Bon pour execution". Les appareils representes sur ce schéma sont en position ouvert - désarmés - débrochés - toutes sources coupées.

Ind. Rev	Date Date	Modification / Modification	Archiv. Micro-filmed	Ind. Rev	Date Date	Modification / Modification	Archiv. Micro-filmed
00	25/03/2013	Edition originale / First issue					

CARTE 16 ENTREES TOR
ENTREES 9 A 16

MONITORING
PHOTOVOLTAIQUE
CASINO LOT 5
PDL / PTR

Schneider Electric

ABE00008

Projet - No commande Project - Order No.	Indice Rev	Folio Sheet
FR-7000166	00	066

A3 suite - 01/2008

The technical information contained in this document is the exclusive property of Schneider Electric Industries S.A.S and cannot be used or disclosed to third parties of any kind without its written consent. Only those drawings and documents entitled "Electrical diagrams" or "Wiring diagrams" or "Electrical diagrams" shown in the folders are in open position, drawn out with operating mechanism discharged and all power sources off.

Les informations techniques contenues dans ce document sont la propriete exclusive de Schneider Electric Industries S.A.S et ne peuvent etre utilisees ou divulguees a des tiers quels qu'ils soient sans son accord ecrit. Seuls nous engagent les documents intitules "Schemas electriques" ou "Schemas de cablage" ou "Schemas electriques" ou "Schemas de cablage" sur ce schéma sont en position ouvert - désarmés - débrochés - toutes sources coupées.

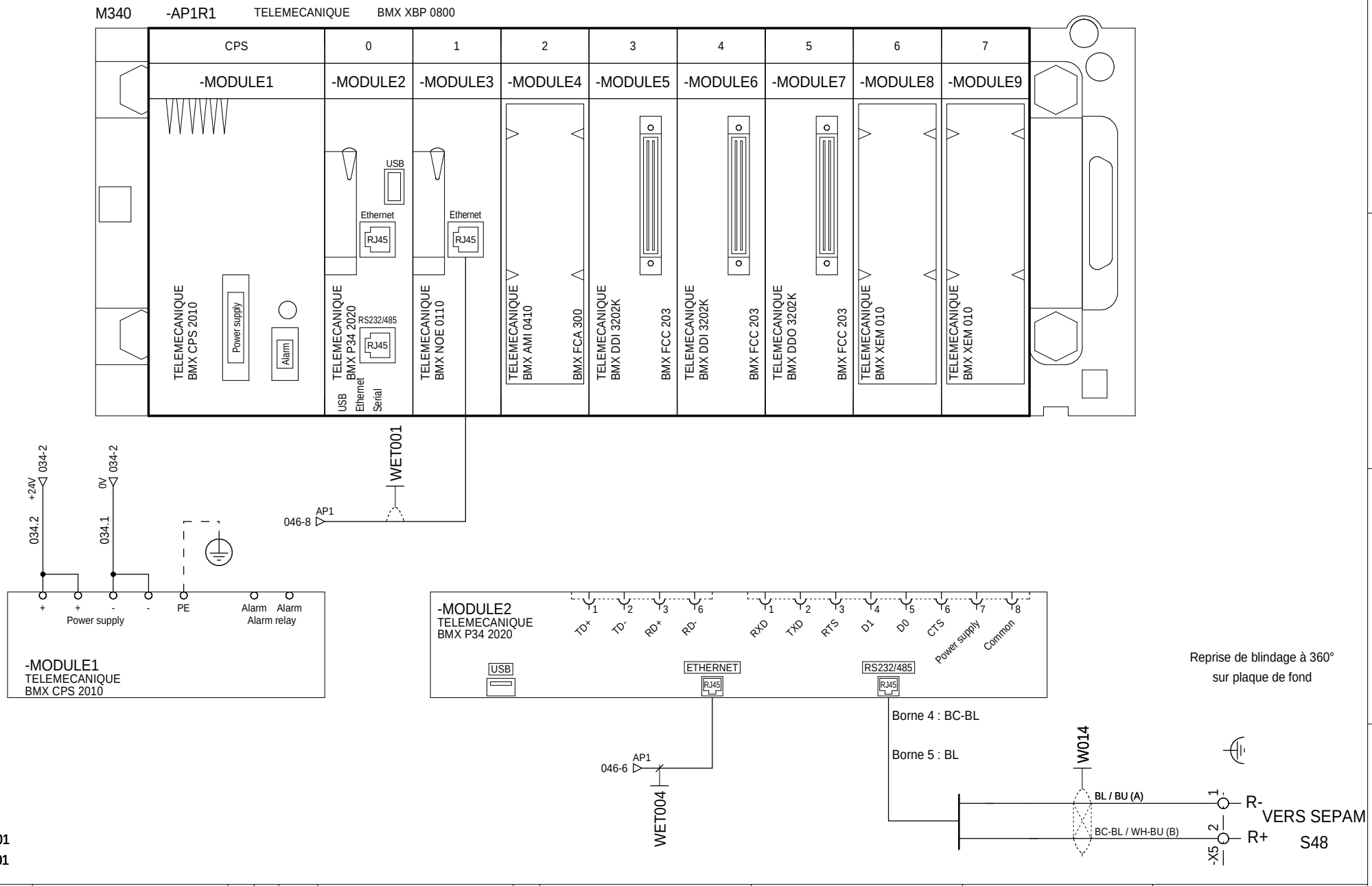

Ind. Rev	Date Date	Modification / Modification	Archiv. Micro-filmed	Ind. Rev	Date Date	Modification / Modification	Archiv. Micro-filmed
01	06/05/2013	Mise à jour					
00	25/03/2013	Edition originale / First issue					

CONFIGURATION API M340

MONITORING
PHOTOVOLTAIQUE
CASINO LOT 5
PDL / PTR

Schneider Electric

ABE00008

Projet - No commande Project - Order No.	Indice Rev	Folio Sheet
FR-7000166	01	080

A3 suite - 11/2006

The technical information contained in this document is the exclusive property of Schneider Electric Industries S.A.S and cannot be used or disclosed to third parties of any kind without its written consent. Only those drawings and documents certified and signed by the Schneider Electric Industries S.A.S Design Department are valid. All devices shown in the drawings are in open position, drawn out with operating mechanism discharged and all power sources off.

Les informations techniques contenues dans ce document sont la propriete exclusive de Schneider Electric Industries S.A.S et ne peuvent etre utilisees ou divulguees a des tiers quels qu'ils soient sans son accord ecrit. Seuls nous engagent les plans portant la date et la signature du Bureau d'Etudes Schneider Electric Industries S.A.S. Les appareils representes sur ce schéma sont en position ouvert - désarmés - débrochés - toutes sources coupées.

DEIE TVC Consigne P0	DEIE TVC Consigne Q0	RESERVE	RESERVE

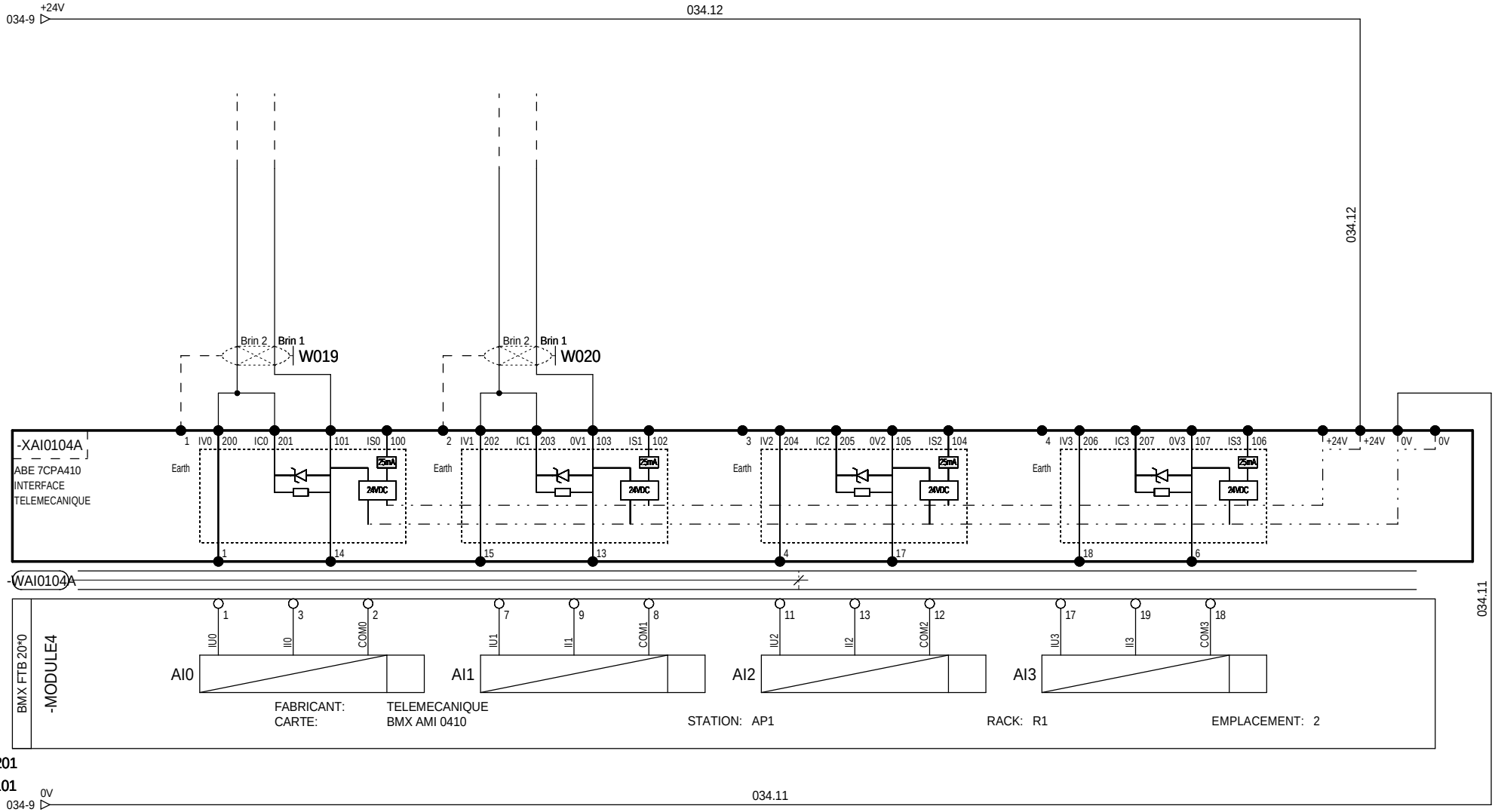

Ind. Rev	Date Date	Modification / Modification	Archiv. Micro-filmed	Ind. Rev	Date Date	Modification / Modification	Archiv. Micro-filmed
00	25/03/2013	Edition originale / First issue					

MODULE ENTREES ANALOGIQUES

MONITORING
PHOTOVOLTAIQUE
CASINO LOT 5
PDL / PTR

Schneider Electric

ABE00008

Projet - No commande Project - Order No.	Indice Rev	Folio Sheet
FR-7000166	00	081

A3 suite - 11/2006

SM6 QM-1 Interrupteur fermé	SM6 QM-1 SMALT fermé	SM6 QM-1 Chien de garde Sepam	SM6 QM-1 Etat fusion fusible	RESERVE SM6 QM-2 Interrupteur fermé	RESERVE SM6 QM-2 SMALT fermé	RESERVE SM6 QM-2 Chien de garde Sepam	RESERVE SM6 QM-2 Etat fusion fusible

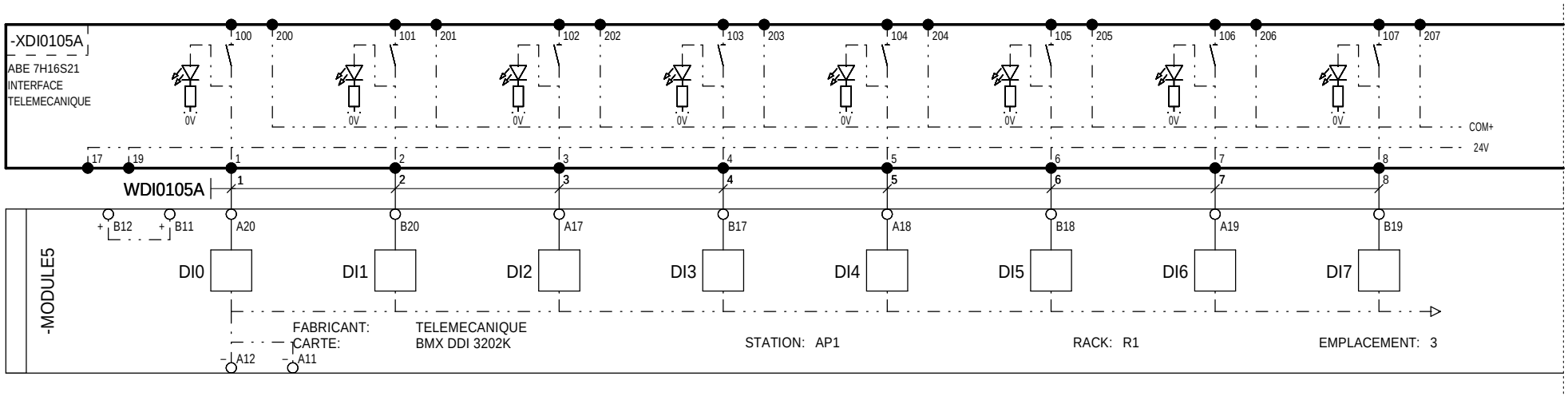

N201
AL01

The technical information contained in this document is the exclusive property of Schneider Electric Industries S.A.S and cannot be used or disclosed to third parties of any kind without its written consent. Only those drawings and documents marked "Approved" are valid for production. All devices shown in the drawings are in open position, drawn out with operating mechanism discharged and all power sources off.

Les informations techniques contenues dans ce document sont la propriete exclusive de Schneider Electric Industries S.A.S et ne peuvent etre utilisees ou divulguees a des tiers quels qu'ils soient sans son accord ecrit. Seuls nous engagent les documents revetus du cachet "Approuve". Tous appareils representes sur ce schéma sont en position ouvert - désarmés - débrochés - toutes sources coupées.

Ind. Rev	Date Date	Modification / Modification	Archiv. Micro-filmed	Ind. Rev	Date Date	Modification / Modification	Archiv. Micro-filmed
00	25/03/2013	Edition originale / First issue					

MODULE ENTREES TOR
ENTREES 1 A 8

MONITORING
PHOTOVOLTAIQUE
CASINO LOT 5
PDL / PTR

Schneider Electric

ABE00008

Projet - No commande / Project - Order No.: FR-7000166

Indice Rev: 00

Folio Sheet: 082

A3 suite - 11/2006

RESERVE	RESERVE	SM6 IM1 Interrupteur fermé	SM6 IM1 SMALT fermé	SM6 IM2 - Filtre 75 Interrupteur fermé	SM6 IM2 - Filtre 75 SMALT fermé	SM6 IM3 - Filtre 75 Interrupteur fermé	SM6 IM3 - Filtre 75 SMALT fermé

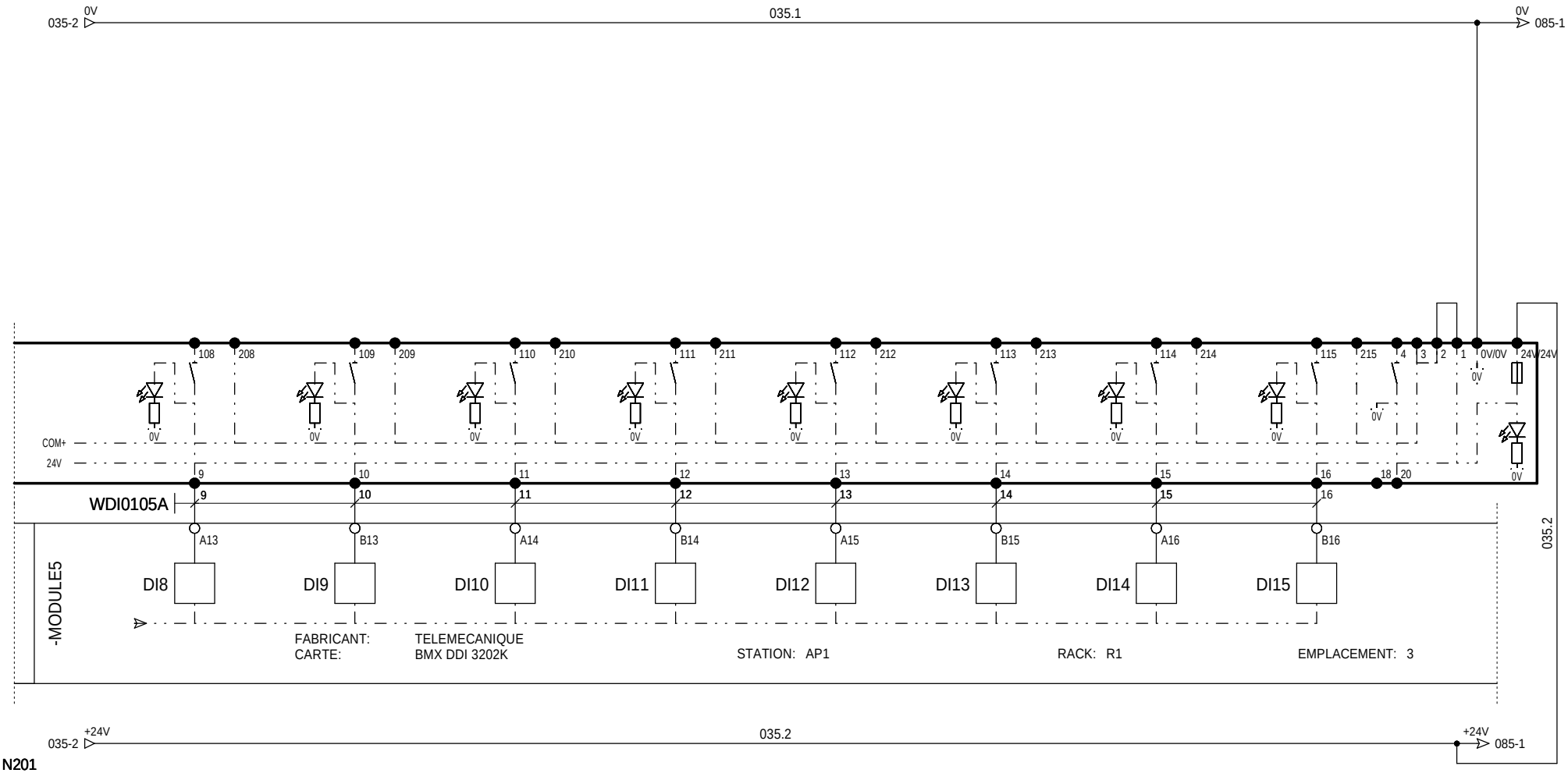

N201
AL01

The technical information contained in this document is the exclusive property of Schneider Electric Industries S.A.S and cannot be used or disclosed to third parties of any kind without its written consent. Only those drawings and documents remind directly under Working and Protection Devices shown in the diagrams are in open position, drawn out with Operating mechanism discharged and all power sources off.

Les informations techniques contenues dans ce document sont la propriete exclusive de Schneider Electric Industries S.A.S et ne peuvent etre utilisees ou divulguees a des tiers quels qu'ils soient sans son accord ecrit. Seuls nous engagent les documents relatifs aux appareils de coupure et de protection. Les appareils montrés sur les diagrammes sur ce schéma sont en position ouvert - désarmés - débrochés - toutes sources coupées.

Ind. Rev	Date Date	Modification / Modification	Archiv. Micro-filmed	Ind. Rev	Date Date	Modification / Modification	Archiv. Micro-filmed
00	25/03/2013	Edition originale / First issue					

MODULE ENTREES TOR
ENTREES 9 A 16

MONITORING
PHOTOVOLTAIQUE
CASINO LOT 5
PDL / PTR

Schneider Electric

ABE00008

Projet - No commande Project - Order No.	Indice Rev	Folio Sheet
FR-7000166	00	083

A3 suite - 11/2006

RESERVE	RESERVE	RESERVE	RESERVE	DEIE - TC Commande autorisation de couplage	DEIE - TCD Commande fin demande de découplage	DEIE - TCD Commande demande de découplage	DEIE - TCD Commande fin de passage à P0

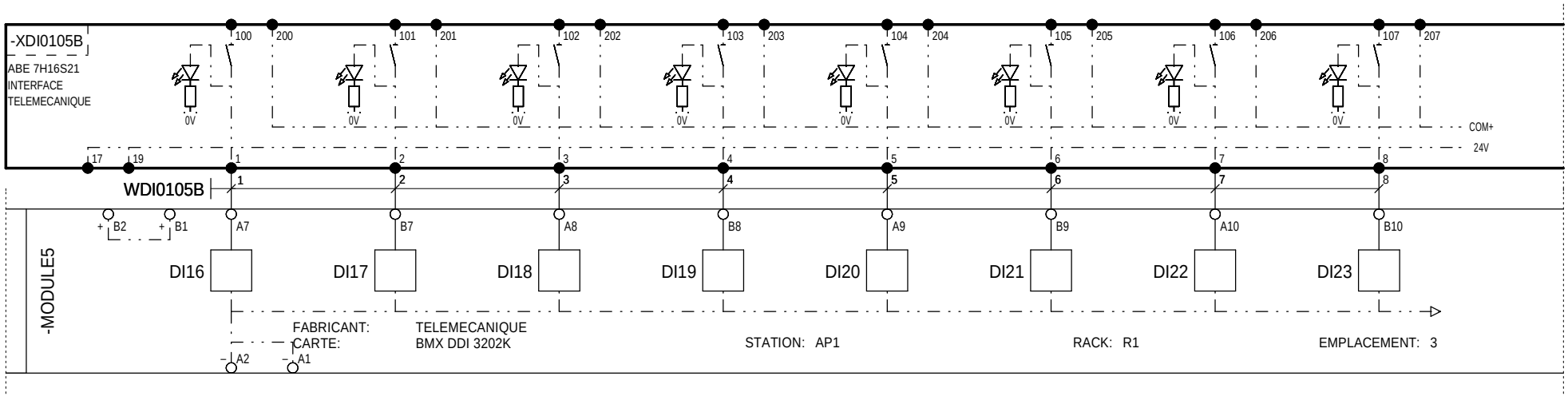

N201
AL01

The technical information contained in this document is the exclusive property of Schneider Electric Industries S.A.S and cannot be used or disclosed to third parties of any kind without its written consent. Only those drawings and documents entitled directly to customers by contract, or those shown to customers during technical meetings are in open position, drawn out with Operating mechanism discharged and all power sources off.

Les informations techniques contenues dans ce document sont la propriete exclusive de Schneider Electric Industries S.A.S et ne peuvent etre utilisees ou divulguees a des tiers quels qu'ils soient sans son accord ecrit. Seuls nous engagent les plans portant la date et la signature de la S.A.S. Les appareils representes sur ce schéma sont en position ouvert - désarmés - débrochés - toutes sources coupées.

Ind. Rev	Date Date	Modification / Modification	Archiv. Micro-filmed	Ind. Rev	Date Date	Modification / Modification	Archiv. Micro-filmed
00	25/03/2013	Edition originale / First issue					

MODULE ENTREES TOR
ENTREES 17 A 24

MONITORING
PHOTOVOLTAIQUE
CASINO LOT 5
PDL / PTR

Schneider Electric

ABE00008

Projet - No commande Project - Order No.	Indice Rev	Folio Sheet
FR-7000166	00	084

A3 suite - 11/2006

DEIE - TCD Commande de passage à P0	DEIE - TCD Commande fin de passage à Q0	DEIE - TCD Commande de passage à Q0	DEIE - TCD Commande fin demande d'effacement	DEIE - TCD Commande demande d'effacement	RESERVE	Programme DEIE avec GTE court	Programme avec auto fermeture DM2

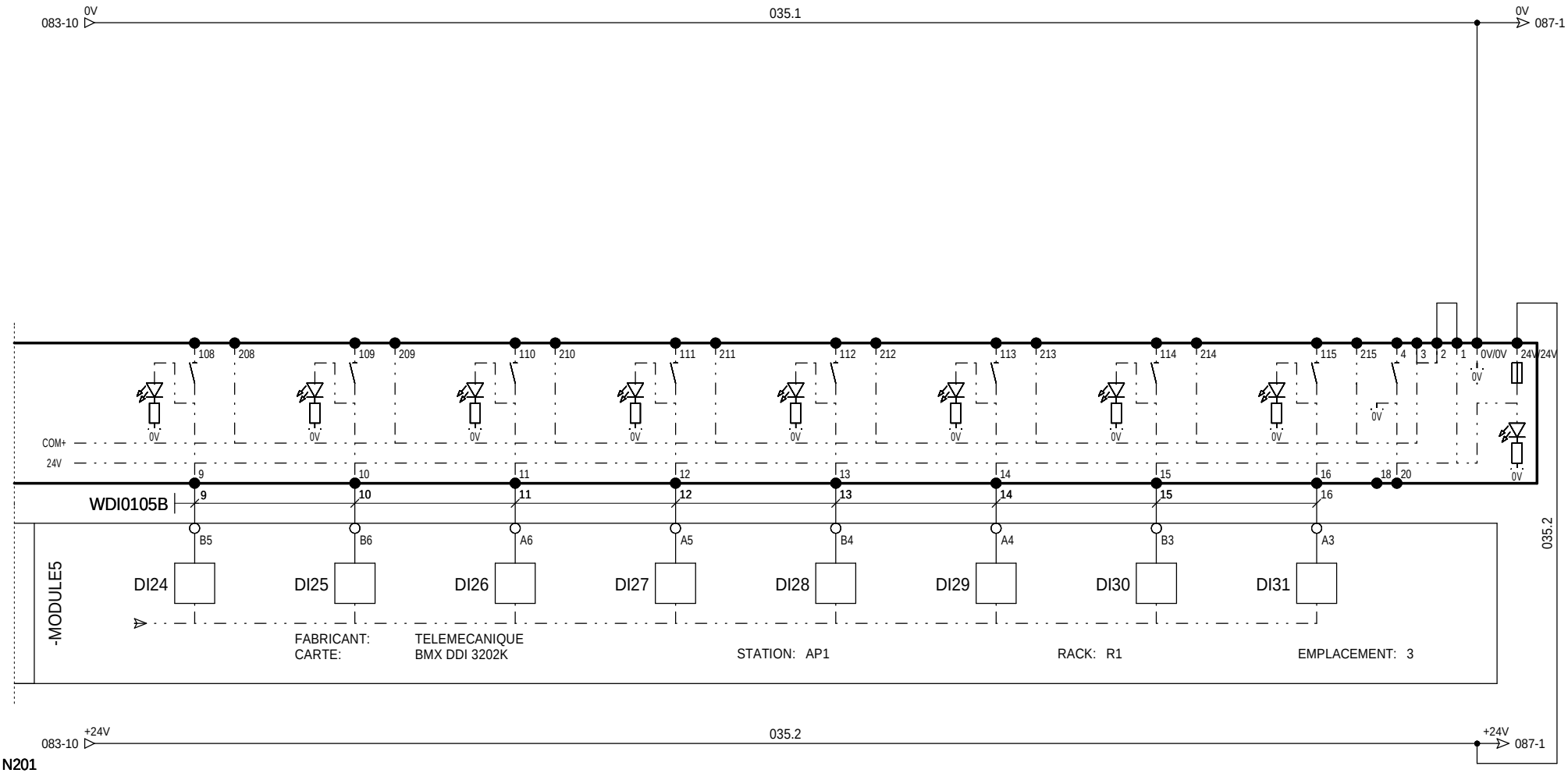

N201
AL01

Ind. Rev	Date Date	Modification / Modification	Archiv. Micro-filmed	Ind. Rev	Date Date	Modification / Modification	Archiv. Micro-filmed
00	25/03/2013	Edition originale / First issue					

MODULE ENTREES TOR
ENTREES 25 A 32

MONITORING
PHOTOVOLTAIQUE
CASINO LOT 5
PDL / PTR

Schneider Electric

ABE00008

Projet - No commande Project - Order No.	Indice Rev	Folio Sheet
FR-7000166	00	085

A3 suite - 11/2006

The technical information contained in this document is the exclusive property of Schneider Electric Industries S.A.S and cannot be used or disclosed to third parties of any kind without its written consent. Only those drawings and documents remind directly connected with the production of Schneider Electric products are to be shown (in full or in part) to third parties when the equipment is in open position, drawn out with operating mechanism discharged and all power sources off.

Les informations techniques contenues dans ce document sont la propriete exclusive de Schneider Electric Industries S.A.S et ne peuvent etre utilisees ou divulguees a des tiers quels qu'ils soient sans son accord ecrit. Seuls nous engagent les documents remis directement en relation avec la production d'appareils Schneider Electric. Les equipements sur ce schéma sont en position ouvert - désarmés - débrochés - toutes sources coupées.

SM6 IM EDF2	SM6 IM EDF2	SM6 CM	SM6 CM	SM6 DM2	SM6 DM2	SM6 DM2	SM6 DM2
Etat interrupteur	Etat sectionneur de terre	Etat fusion fusible	Etat disjoncteur mesure U	Etat sectionneur ligne	Etat sectionneur de terre	Chien de garde Sepam	Etat disjoncteur ligne

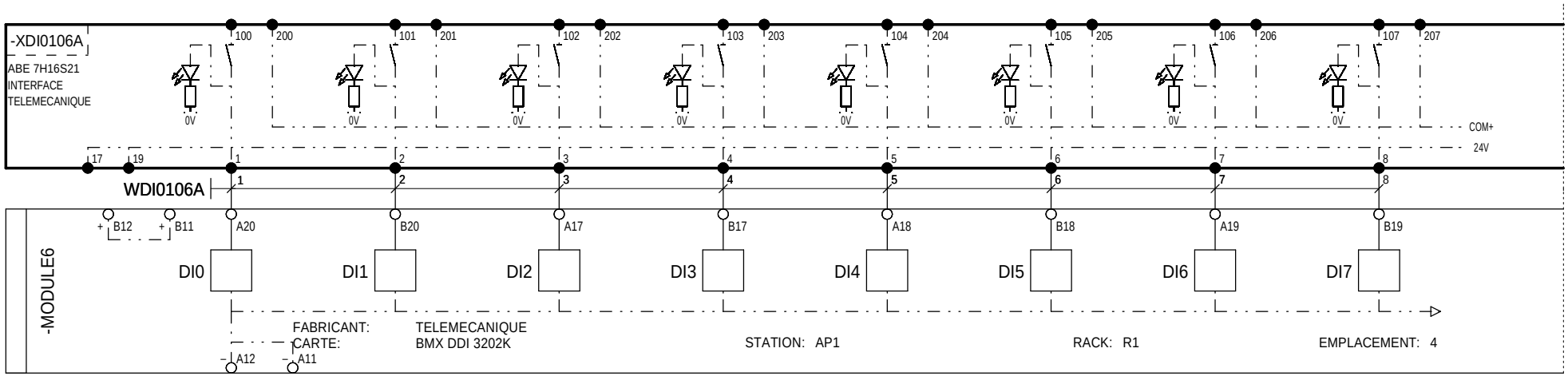

N201
AL01

The technical information contained in this document is the exclusive property of Schneider Electric Industries S.A.S and cannot be used or disclosed to third parties of any kind without its written consent. Only those drawings and documents entitled «Electrical diagram» or «Control diagram» or «Power circuit» are shown in the diagrams are in open position, drawn out with Operating mechanism discharged and all power sources off.

Les informations techniques contenues dans ce document sont la propriete exclusive de Schneider Electric Industries S.A.S et ne peuvent etre utilisees ou divulguees a des tiers quels qu'ils soient sans son accord ecrit. Seuls nous engagent les documents intitules «Schema electrique» ou «Schema de commande» ou «Schema de puissance» et representant les appareils en position ouverte sur ce schéma sont en position ouvert - désarmés - débrochés - toutes sources coupées.

Ind. Rev	Date Date	Modification / Modification	Archiv. Micro-filmed	Ind. Rev	Date Date	Modification / Modification	Archiv. Micro-filmed
00	25/03/2013	Edition originale / First issue					

MODULE ENTREES TOR
ENTREES 1 A 8

MONITORING
PHOTOVOLTAIQUE
CASINO LOT 5
PDL / PTR

Schneider Electric

ABE00008

Projet - No commande Project - Order No.	Indice Rev	Folio Sheet
FR-7000166	00	086

A3 suite - 11/2006

RESERVE	RESERVE	RESERVE	SM6 IM EDF1 Etat interrupteur	SM6 IM EDF1 Etat sectionneur de terre	SM6 IM EDF1 Absence défaut HTA (Flair)	RESERVE	RESERVE

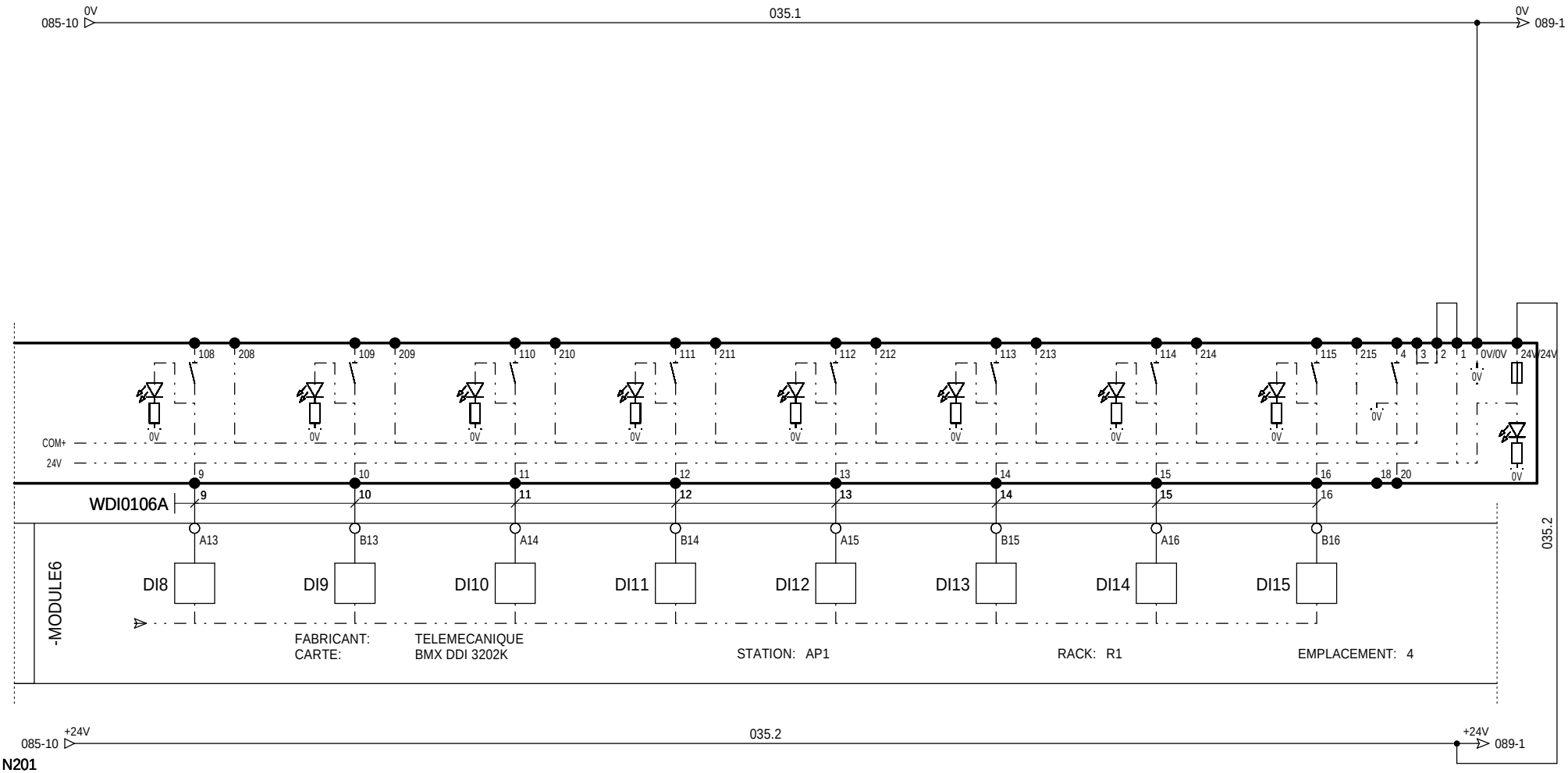

N201

AL01

Ind. Rev	Date Date	Modification / Modification	Archiv. Micro-filmed	Ind. Rev	Date Date	Modification / Modification	Archiv. Micro-filmed
00	25/03/2013	Edition originale / First issue					

MODULE ENTREES TOR
ENTREES 9 A 16

MONITORING
PHOTOVOLTAIQUE
CASINO LOT 5
PDL / PTR

Schneider Electric

ABE00008

Projet - No commande Project - Order No.	Indice Rev	Folio Sheet
FR-7000166	00	087

A3 suite - 11/2006

The technical information contained in this document is the exclusive property of Schneider Electric Industries S.A.S and cannot be used or disclosed to third parties of any kind without its written consent. Only those drawings and documents sent directly by Schneider Electric Industries S.A.S are valid. All devices shown in this document are in open position, drawn out with operating mechanism discharged and all power sources off.

Les informations techniques contenues dans ce document sont la propriete exclusive de Schneider Electric Industries S.A.S et ne peuvent etre utilisees ou divulguees a des tiers quels qu'ils soient sans son accord ecrit. Seuls nous engagent les documents emis directement par Schneider Electric Industries S.A.S. Les appareils representes sur ce schéma sont en position ouvert - désarmés - débrochés - toutes sources coupées.

SM6 DM1-1 Etat sectionneur ligne	SM6 DM1-1 Etat sectionneur de terre	SM6 DM1-1 Chien de garde Sepam	SM6 DM1-1 Etat disjoncteur	SM6 DM1-1 Local / Distance	SM6 DM1-2 Etat sectionneur ligne	SM6 DM1-2 Etat sectionneur de terre	SM6 DM1-2 Chien de garde Sepam

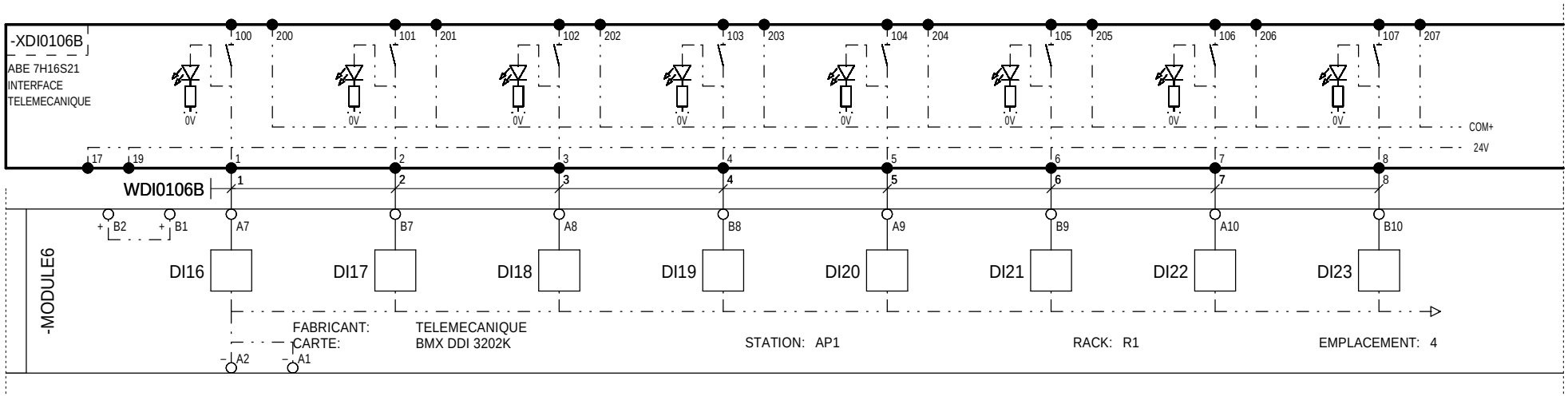

N201
AL01

The technical information contained in this document is the exclusive property of Schneider Electric Industries S.A.S and cannot be used or disclosed to third parties of any kind without its written consent. Only those drawings and diagrams marked "Control diagram" or "Power diagram" are shown in the operating position. All devices shown in the diagrams are in open position, drawn out with operating mechanism discharged and all power sources off.

Les informations techniques contenues dans ce document sont la propriete exclusive de Schneider Electric Industries S.A.S et ne peuvent etre utilisees ou divulguees a des tiers quels qu'ils soient sans son accord ecrit. Seuls nous engagent les plans marqués "Schema de commande" ou "Schema de puissance". Les appareils representes sur ce schéma sont en position ouvert - désarmés - débrochés - toutes sources coupées.

Ind. Rev	Date Date	Modification / Modification	Archiv. Micro-filmed	Ind. Rev	Date Date	Modification / Modification	Archiv. Micro-filmed
00	25/03/2013	Edition originale / First issue					

MODULE ENTREES TOR
ENTREES 17 A 24

MONITORING
PHOTOVOLTAIQUE
CASINO LOT 5
PDL / PTR

Schneider Electric

ABE00008

Projet - No commande Project - Order No.	Indice Rev	Folio Sheet
FR-7000166	00	088

A3 suite - 11/2006

SM6 DM1-2 Etat disjoncteur	SM6 DM1-2 Local / Distance	RESERVE	RESERVE	RESERVE	RESERVE	RESERVE	RESERVE

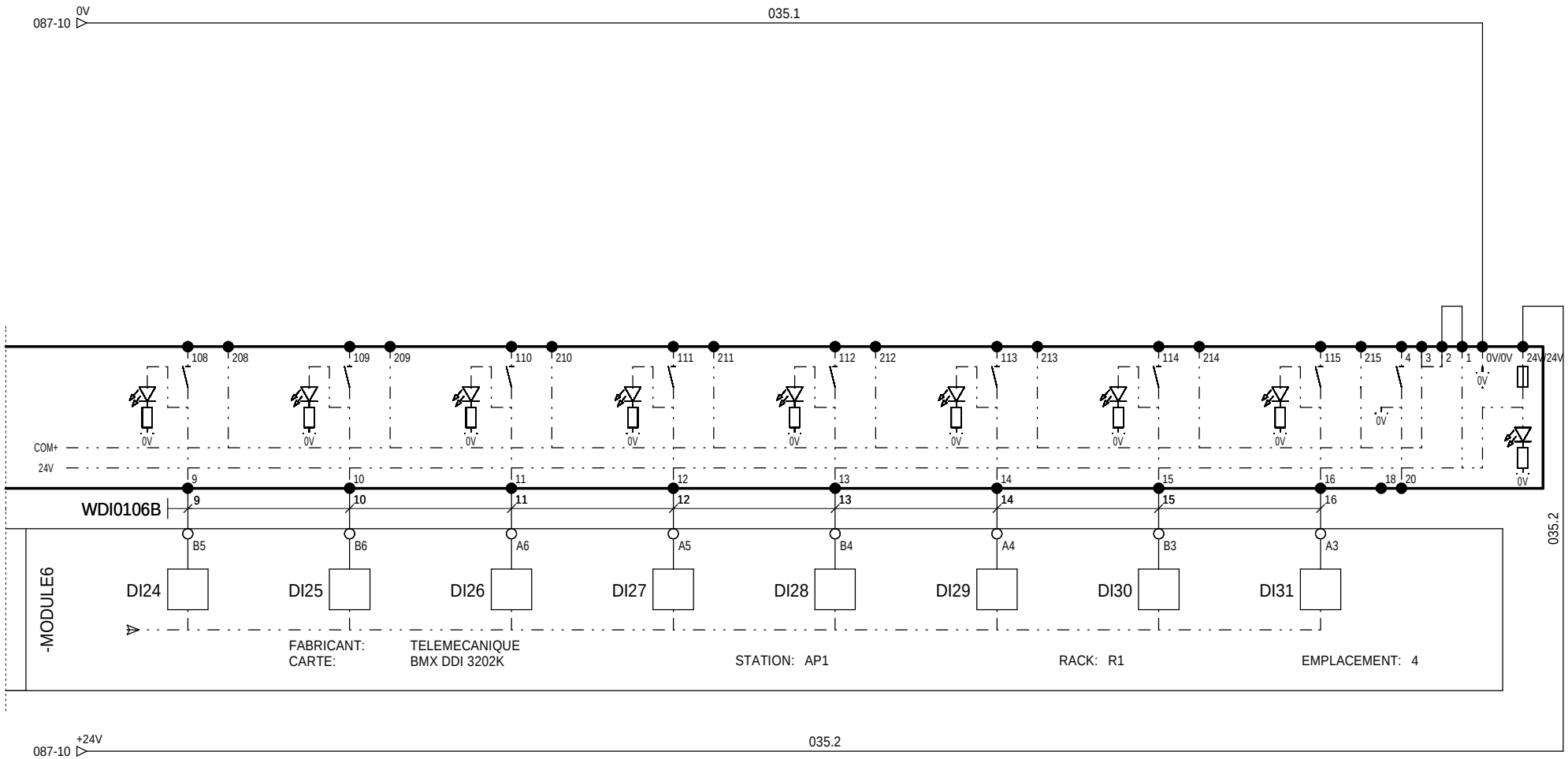

N201
AL01

The technical information contained in this document is the exclusive property of Schneider Electric Industries S.A.S and cannot be used or disclosed to third parties of any kind without its written consent. Only those drawings and documents marked "definitive" or "approved for construction" are valid for production. All devices shown in the drawings are in open position, drawn out with operating mechanism discharged and all power sources off.

Les informations techniques contenues dans ce document sont la propriete exclusive de Schneider Electric Industries S.A.S et ne peuvent etre utilisees ou divulguees a des tiers quels qu'ils soient sans son accord ecrit. Seuls nous engagent les documents mentionnes "definitif" ou "pour construction". Les appareils representes sur ce schéma sont en position ouvert - désarmés - débrochés - toutes sources coupées.

Ind. Rev	Date Date	Modification / Modification	Archiv. Micro-filmed	Ind. Rev	Date Date	Modification / Modification	Archiv. Micro-filmed
00	25/03/2013	Edition originale / First issue					

MODULE ENTREES TOR
ENTREES 25 A 32

MONITORING
PHOTOVOLTAIQUE
CASINO LOT 5
PDL / PTR

Schneider Electric

ABE00008

Projet - No commande Project - Order No.	Indice Rev	Folio Sheet
FR-7000166	00	089

A3 suite - 11/2006

RESERVE	RESERVE	RESERVE	RESERVE	RESERVE	RESERVE	RESERVE	RESERVE

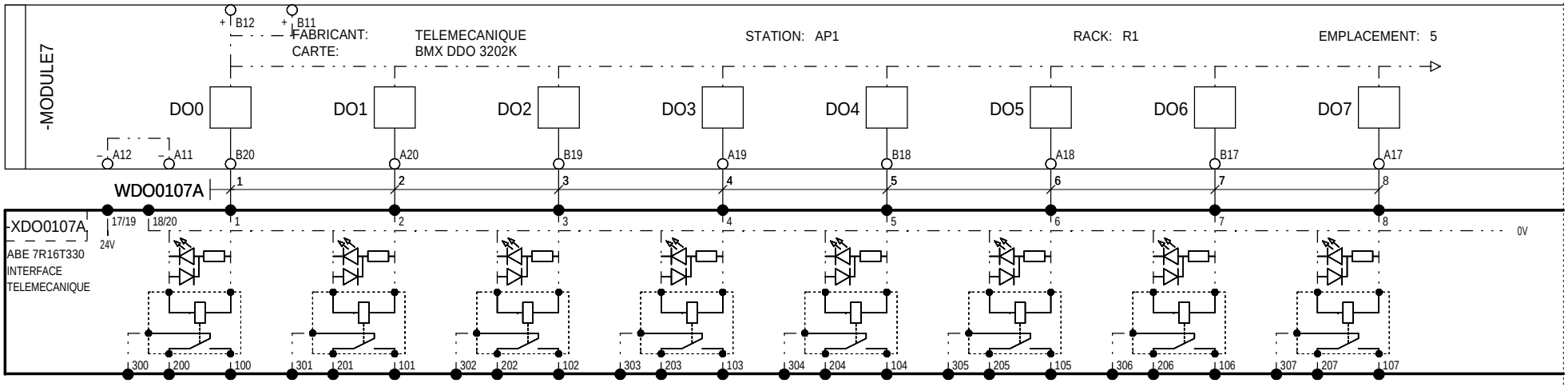

N201

AL01

The technical information contained in this document is the exclusive property of Schneider Electric Industries S.A.S and cannot be used or disclosed to third parties of any kind without its written consent. Only those drawings and diagrams which are marked "Approved for construction" or "Approved for use" may be used for construction purposes and are to open position, drawn out with operating mechanism discharged and all power sources off.

Les informations techniques contenues dans ce document sont la propriete exclusive de Schneider Electric Industries S.A.S et ne peuvent etre utilisees ou divulguees a des tiers quels qu'ils soient sans son accord ecrit. Seuls nous engagent les plans portant la mention "Bon pour construire" et les plans "Bon pour utilisation". Les appareils representes sur ce schéma sont en position ouvert - désarmés - débrochés - toutes sources coupées.

Ind. Rev	Date Date	Modification / Modification	Archiv. Micro-filmed	Ind. Rev	Date Date	Modification / Modification	Archiv. Micro-filmed
00	25/03/2013	Edition originale / First issue					

MODULE SORTIES TOR
SORTIES 1 A 8

MONITORING
PHOTOVOLTAIQUE
CASINO LOT 5
PDL / PTR

Schneider Electric

ABE00008

Projet - No commande / Project - Order No.	Indice Rev	Folio Sheet
FR-7000166	00	090

A3 suite - 11/2006

DEIE - TSD RSE hors-service	DEIE - TSD RSE en service	DEIE - TSD Centrale couplée	DEIE - TSD Centrale découplée	DEIE - TSD Attente autorisation de couplage	DEIE - TSD Autorisation de couplage reçue	DEIE - TSD fin de demande de découplage reçue	DEIE - TSD Demande de découplage reçue

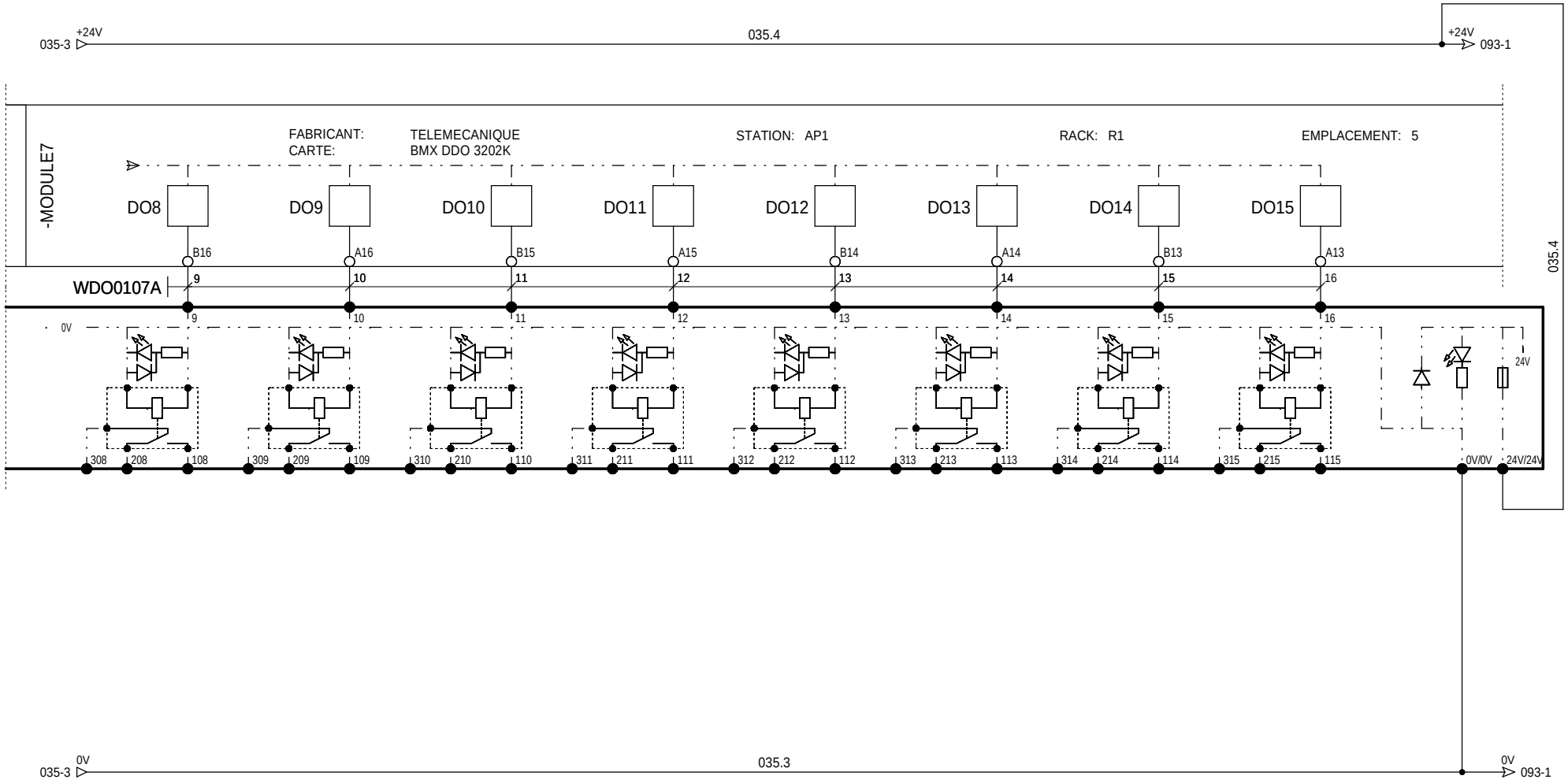

N201
AL01

Ind. Rev	Date Date	Modification / Modification	Archiv. Micro-filmed	Ind. Rev	Date Date	Modification / Modification	Archiv. Micro-filmed
00	25/03/2013	Edition originale / First issue					

MODULE SORTIES TOR
SORTIES 9 A 16

MONITORING
PHOTOVOLTAIQUE
CASINO LOT 5
PDL / PTR

Schneider Electric

ABE00008

Projet - No commande Project - Order No.	Indice Rev	Folio Sheet
FR-7000166	00	091

A3 suite - 11/2006

The technical information contained in this document is the exclusive property of Schneider Electric Industries S.A.S and cannot be used or disclosed to third parties of any kind without its written consent. Only those drawings and documents marked "for construction" are approved for construction. All devices shown in the drawings are in open position, drawn out with operating mechanism discharged and all power sources off.

Les informations techniques contenues dans ce document sont la propriete exclusive de Schneider Electric Industries S.A.S et ne peuvent etre utilisees ou divulguees a des tiers quels qu'ils soient sans son accord ecrit. Seuls nous engagent les documents marqués "pour construire". Les appareils sont montrés en position ouvert, mecanisme de commande decharge et toutes sources coupées sur ce schéma sont en position ouvert - désarmés - débrochés - toutes sources coupées.

DEIE - TSD	DEIE - TSD	DEIE - TSD	DEIE - TSD	DEIE - TSS	DEIE - TSD	DEIE - TSD	DEIE - TSD
Position fin de passage à P0	Position de passage à P0	Position fin de passage à Q0	Position de passage à Q0	Centrale indisponible	TGS en service	TGS hors service	Fin de demande d'effacement recue

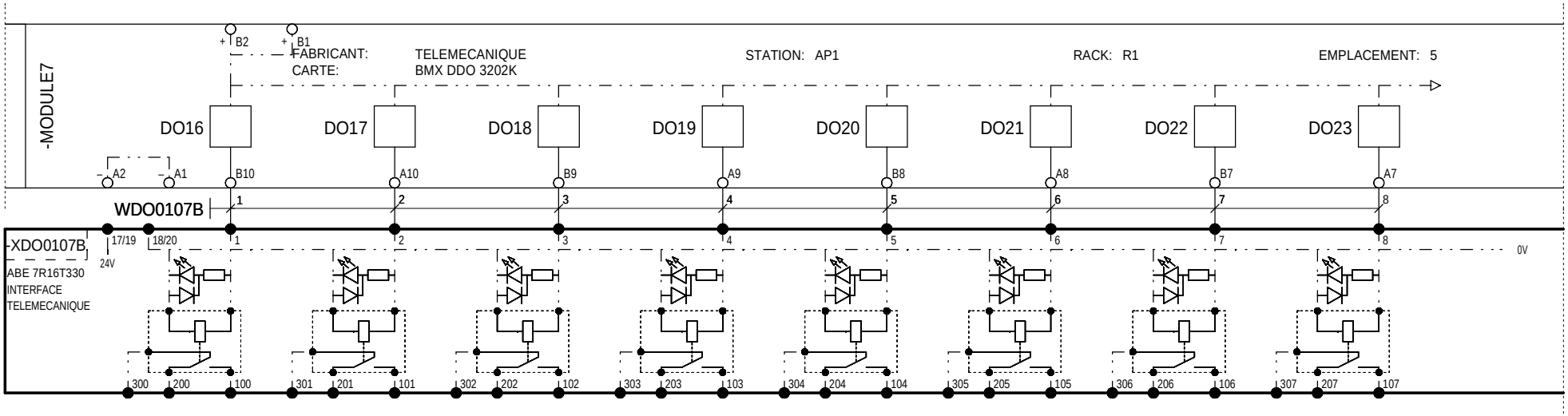

N201
AL01

The technical information contained in this document is the exclusive property of Schneider Electric Industries S.A.S and cannot be used or disclosed to third parties of any kind without its written consent. Only those drawings and diagrams marked "Approved for construction" are to be used for construction purposes. All devices shown in the drawings are in open position, drawn out with operating mechanism discharged and all power sources off.

Les informations techniques contenues dans ce document sont la propriete exclusive de Schneider Electric Industries S.A.S et ne peuvent etre utilisees ou divulguees a des tiers quels qu'ils soient sans son accord ecrit. Seuls nous engagent les plans portant la mention "Approuve pour construire". Les appareils montres sur les schemas sont en position ouvert - désarmés - débrochés - toutes sources coupées.

Ind. Rev	Date Date	Modification / Modification	Archiv. Micro-filmed	Ind. Rev	Date Date	Modification / Modification	Archiv. Micro-filmed
00	25/03/2013	Edition originale / First issue					

MODULE SORTIES TOR
SORTIES 17 A 25

MONITORING
PHOTOVOLTAIQUE
CASINO LOT 5
PDL / PTR

Schneider Electric

ABE00008

Projet - No commande Project - Order No.	Indice Rev	Folio Sheet
FR-7000166	00	092

A3 suite - 11/2006

DEIE - TSD Demande d'effacement recue	RESERVE	RESERVE	48V MT Relance chargeur C13100	RESERVE	RESERVE	RESERVE	RESERVE

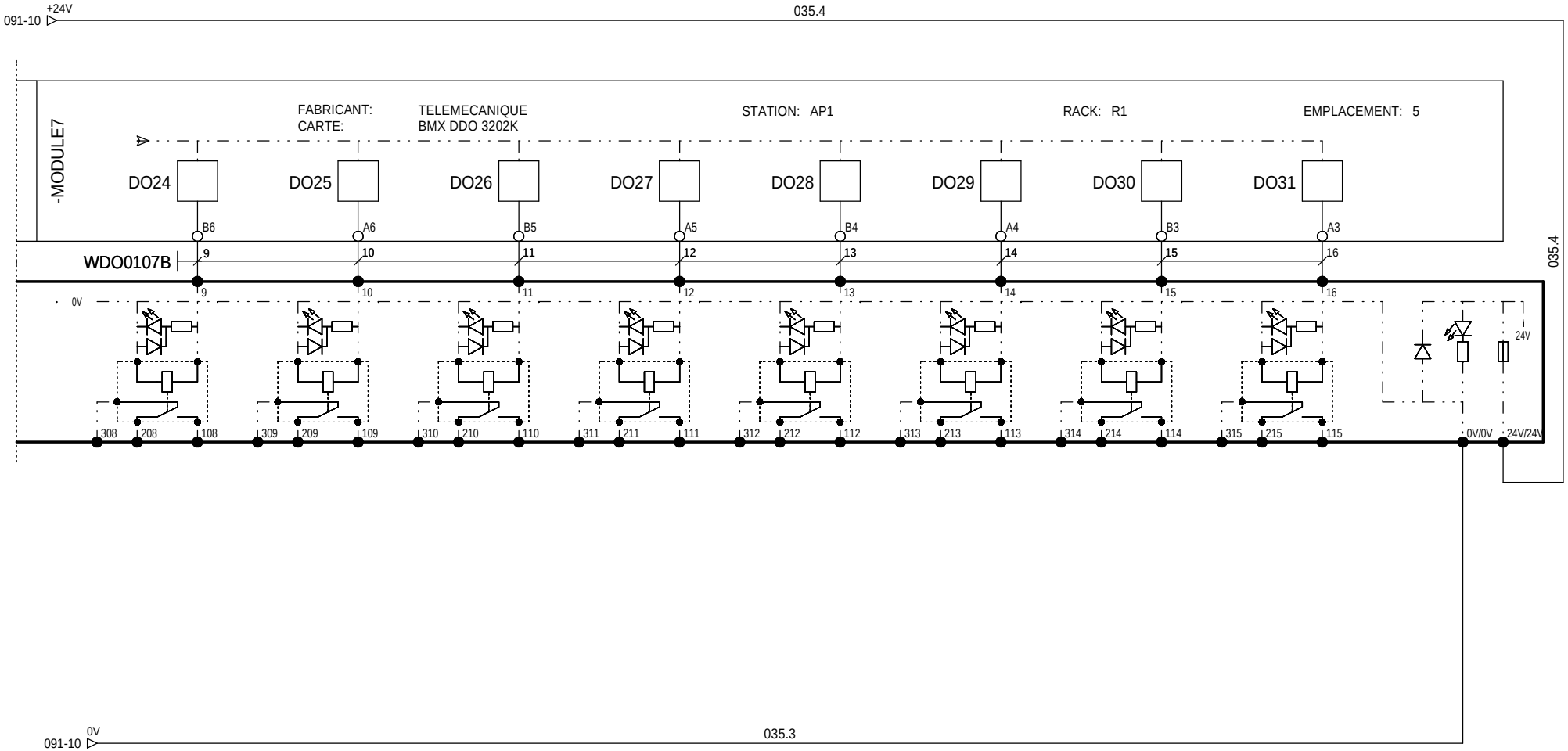

N201
AL01

The technical information contained in this document is the exclusive property of Schneider Electric Industries S.A.S and cannot be used or disclosed to third parties of any kind without its written consent. Only those drawings and documents marked "for construction" are approved for construction. All devices shown in the drawings are in open position, drawn out with operating mechanism discharged and all power sources off.

Les informations techniques contenues dans ce document sont la propriete exclusive de Schneider Electric Industries S.A.S et ne peuvent etre utilisees ou divulguees a des tiers quels qu'ils soient sans son accord ecrit. Seuls nous engagent les plans portant la mention "bon pour execution". Les appareils montres sur les schemas sont en position ouvert - desarmes - debrochés - toutes sources coupées.

Ind. Rev	Date Date	Modification / Modification	Archiv. Micro-filmed	Ind. Rev	Date Date	Modification / Modification	Archiv. Micro-filmed
00	25/03/2013	Edition originale / First issue					

MODULE SORTIES TOR
SORTIES 26 A 32

MONITORING
PHOTOVOLTAIQUE
CASINO LOT 5
PDL / PTR

Schneider Electric

ABE00008

Projet - No commande Project - Order No.	Indice Rev	Folio Sheet
FR-7000166	00	093

A3 suite - 11/2006

The technical information contained in this document is the exclusive property of Schneider Electric Industries S.A.S and cannot be used or disclosed to third parties of any kind without its written consent. Only those drawings and documents marked "for construction" are authorized for construction. All devices shown in the drawings are in open position, drawn out with operating mechanism discharged and all power sources off.

Les informations techniques contenues dans ce document sont la propriete exclusive de Schneider Electric Industries S.A.S et ne peuvent etre utilisees ou divulguees a des tiers quels qu'ils soient sans son accord ecrit. Seuls nous engagent pour execution les plans et documents marques "pour construction". Les appareils montres sur les dessins sont en position ouvert - débrochés - toutes sources coupées.

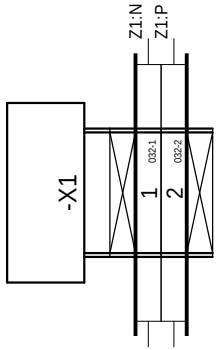

=N201
+AL01

00	25/03/2013	Edition originale / First issue					
Ind. Rev	Date Date	Modification / Modification	Archiv. Micro-filmed	Ind. Rev	Date Date	Modification / Modification	Archiv. Micro-filmed

BORNIER : =N201+AL01-X1

MONITORING
PHOTOVOLTAIQUE
CASINO LOT 5
PDL / PTR

Schneider Electric

ABE00008

Projet - No commande / Project - Order No.	Indice / Rev	Folio / Sheet
FR-7000166	00	150

A3 suite - 01/2008

The technical information contained in this document is the exclusive property of Schneider Electric Industries S.A.S and cannot be used or disclosed to third parties of any kind without its written consent. Only those drawings and documents marked "for construction" are approved for construction. All devices shown in this diagram are in open position, drawn out with operating mechanism discharged and all power sources off.

Les informations techniques contenues dans ce document sont la propriete exclusive de Schneider Electric Industries S.A.S et ne peuvent etre utilisees ou divulguees a des tiers quels qu'ils soient sans son accord ecrit. Seuls nous engagent les documents mentionnes "pour construire". Les appareils representes sur ce schéma sont en position ouvert - désarmés - débrochés - toutes sources coupées.

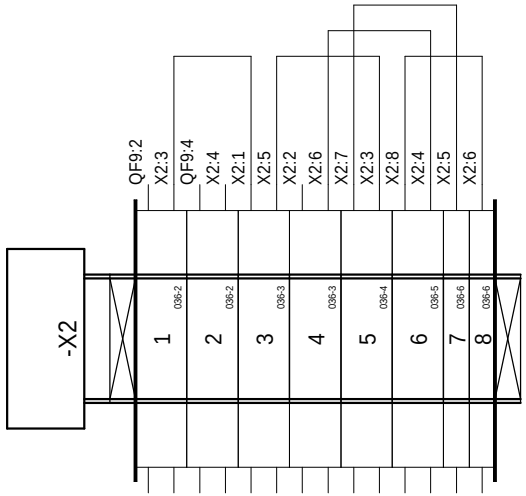

=N201
+AL01

Ind. Rev	Date Date	Modification / Modification	Archiv. Micro-filmed	Ind. Rev	Date Date	Modification / Modification	Archiv. Micro-filmed
00	25/03/2013	Edition originale / First issue					

BORNIER : =N201+AL01-X2

MONITORING
PHOTOVOLTAIQUE
CASINO LOT 5
PDL / PTR

Schneider Electric

ABE00008

Projet - No commande / Project - Order No.	Indice Rev	Folio Sheet
FR-7000166	00	151

A3 suite - 01/2008

The technical information contained in this document is the exclusive property of Schneider Electric Industries S.A.S and cannot be used or disclosed to third parties of any kind without its written consent. Only those drawings and documents marked "for construction" are approved for construction. All devices shown in this diagram are in open position, drawn out with operating mechanism discharged and all power sources off.

Les informations techniques contenues dans ce document sont la propriete exclusive de Schneider Electric Industries S.A.S et ne peuvent etre utilisees ou divulguees a des tiers quels qu'ils soient sans son accord ecrit. Seuls nous engagent pour exécution les plans et schémas comportant la mention "a construire". Les appareils représentés sur ce schéma sont en position ouvert - désarmés - débrochés - toutes sources coupées.

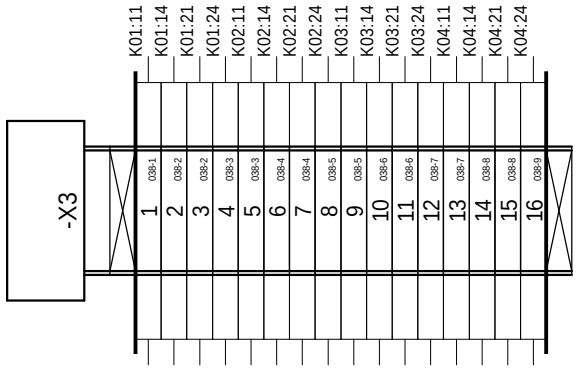

=N201
+AL01

Ind. Rev	Date Date	Modification / Modification	Archiv. Micro-filmed	Ind. Rev	Date Date	Modification / Modification	Archiv. Micro-filmed
00	25/03/2013	Edition originale / First issue					

BORNIER : =N201+AL01-X3

MONITORING
PHOTOVOLTAIQUE
CASINO LOT 5
PDL / PTR

Schneider Electric

ABE00008

Projet - No commande / Project - Order No.	Indice / Rev	Folio / Sheet
FR-7000166	00	152

A3 suite - 01/2008

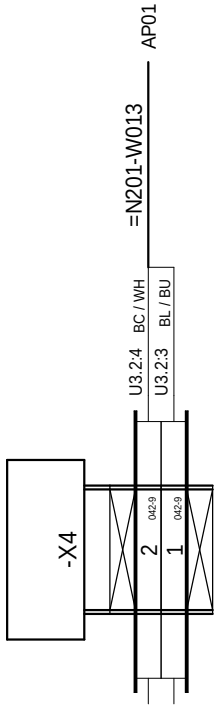

The technical information contained in this document is the exclusive property of Schneider Electric Industries S.A.S and cannot be used or disclosed to third parties of any kind without its written consent. Only those drawings and documents marked "Approved for construction" or "Approved for order" are valid. All devices shown in the drawings are in open position, drawn out with operating mechanism discharged and all power sources off.

Les informations techniques contenues dans ce document sont la propriete exclusive de Schneider Electric Industries S.A.S et ne peuvent etre utilisees ou divulguees a des tiers quels qu'ils soient sans son accord ecrit. Seuls nous engagent pour execution les plans et documents marqués "Approuve pour construire" ou "Approuve pour commande". Les appareils montrés sur ce schéma sont en position ouvert - désarmés - débrochés - toutes sources coupées.

=N201
+AL01

Ind. Rev	Date Date	Modification / Modification	Archiv. Micro-filmed	Ind. Rev	Date Date	Modification / Modification	Archiv. Micro-filmed
00	25/03/2013	Edition originale / First issue					

BORNIER : =N201+AL01-X4

MONITORING
PHOTOVOLTAIQUE
CASINO LOT 5
PDL / PTR

Schneider Electric

ABE00008

Projet - No commande / Project - Order No.	Indice / Rev	Folio / Sheet
FR-7000166	00	153

A3 suite - 01/2008

The technical information contained in this document is the exclusive property of Schneider Electric Industries S.A.S and cannot be used or disclosed to third parties of any kind without its written consent. Only those drawings and documents marked "Approved for construction" or "Approved for order" are valid. All devices shown in the drawings are in open position, drawn out with operating mechanism discharged and all power sources off.

Les informations techniques contenues dans ce document sont la propriete exclusive de Schneider Electric Industries S.A.S et ne peuvent etre utilisees ou divulguees a des tiers quels qu'ils soient sans son accord ecrit. Seuls nous engagent les plans portant la mention "bon pour construction" et les documents "bon pour commande". Les appareils representes sur ce schéma sont en position ouvert - désarmés - débrochés - toutes sources coupées.

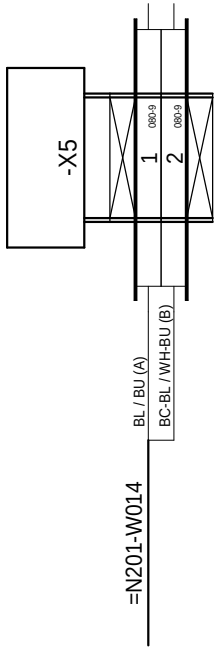

=N201
+AL01

00	25/03/2013	Edition originale / First issue					
Ind. Rev	Date Date	Modification / Modification	Archiv. Micro-filmed	Ind. Rev	Date Date	Modification / Modification	Archiv. Micro-filmed

BORNIER : =N201+AL01-X5

MONITORING
PHOTOVOLTAIQUE
CASINO LOT 5
PDL / PTR

Schneider Electric

ABE00008

Projet - No commande / Project - Order No.	Indice / Rev	Folio / Sheet
FR-7000166	00	154

A3 suite - 01/2008

The technical information contained in this document is the exclusive property of Schneider Electric Industries S.A.S and cannot be used or disclosed to third parties of any kind without its written consent. Only those drawings and documents mentioned in the order confirmation are covered by this document. All devices shown in the drawings are in open position, drawn out with operating mechanism discharged and all power sources off.

Les informations techniques contenues dans ce document sont la propriete exclusive de Schneider Electric Industries S.A.S et ne peuvent etre utilisees ou divulguees a des tiers quels qu'ils soient sans son accord ecrit. Seuls nous engagent les documents mentionnes dans la confirmation de commande. Les appareils representes sur ce schéma sont en position ouvert - désarmés - débrochés - toutes sources coupées.

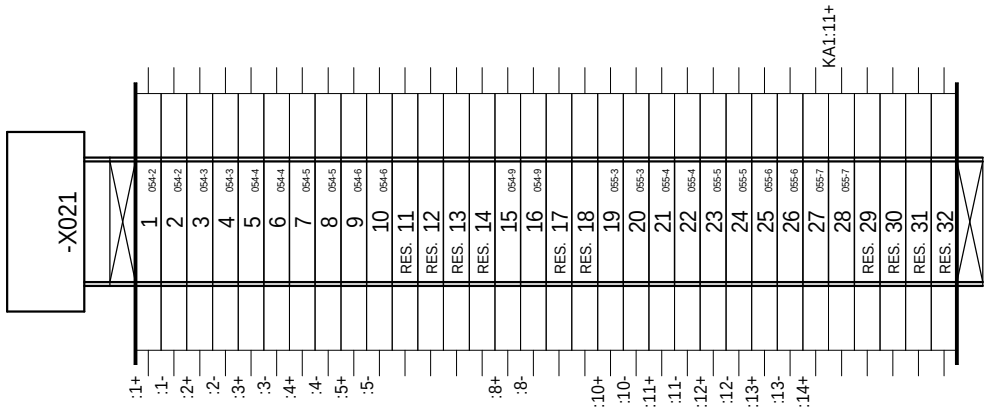

=N201
+AL01

Ind. Rev	Date Date	Modification / Modification	Archiv. Micro-filmed	Ind. Rev	Date Date	Modification / Modification	Archiv. Micro-filmed
00	25/03/2013	Edition originale / First issue					

BORNIER : =N201+AL01-X021

MONITORING
PHOTOVOLTAIQUE
CASINO LOT 5
PDL / PTR

Schneider Electric

ABE00008

Projet - No commande (Project - Order No.)	Indice (Rev)	Folio (Sheet)
FR-7000166	00	155

A3 suite - 01/2008



The technical information contained in this document is the exclusive property of Schneider Electric Industries S.A.S and cannot be used or disclosed to third parties of any kind without its written consent. Only those drawings and documents marked for construction are provided to customers. All devices shown in this drawing are in open position, drawn out with operating mechanism discharged and all power sources off.

Les informations techniques contenues dans ce document sont la propriete exclusive de Schneider Electric Industries S.A.S et ne peuvent etre utilisees ou divulguees a des tiers quels qu'ils soient sans son accord ecrit. Seuls nous engagent les plans marqués pour construction. Les appareils représentés sur ce schéma sont en position ouvert - désarmés - débrochés - toutes sources coupées.

=N201
+AL01

Ind. Rev	Date Date	Modification / Modification	Archiv. Micro-filmed	Ind. Rev	Date Date	Modification / Modification	Archiv. Micro-filmed
00	25/03/2013	Edition originale / First issue					

BORNIER : =N201+AL01-X031

MONITORING
PHOTOVOLTAIQUE
CASINO LOT 5
PDL / PTR

Schneider Electric

ABE00008

Projet - No commande / Project - Order No.	Indice / Rev	Folio / Sheet
FR-7000166	00	156

A3 suite - 01/2008

The technical information contained in this document is the exclusive property of Schneider Electric Industries S.A.S and cannot be used or disclosed to third parties of any kind without its written consent. Only those drawings and documents mentioned in orders are binding in connection with delivery. All devices shown in the drawings are in open position, drawn out with operating mechanism discharged and all power sources off.

Les informations techniques contenues dans ce document sont la propriete exclusive de Schneider Electric Industries S.A.S et ne peuvent etre utilisees ou divulguees a des tiers quels qu'ils soient sans son accord ecrit. Seuls nous engagent les documents mentionnes dans les commandes. Les appareils representes sur ce schéma sont en position ouvert - désarmés - débrochés - toutes sources coupées.

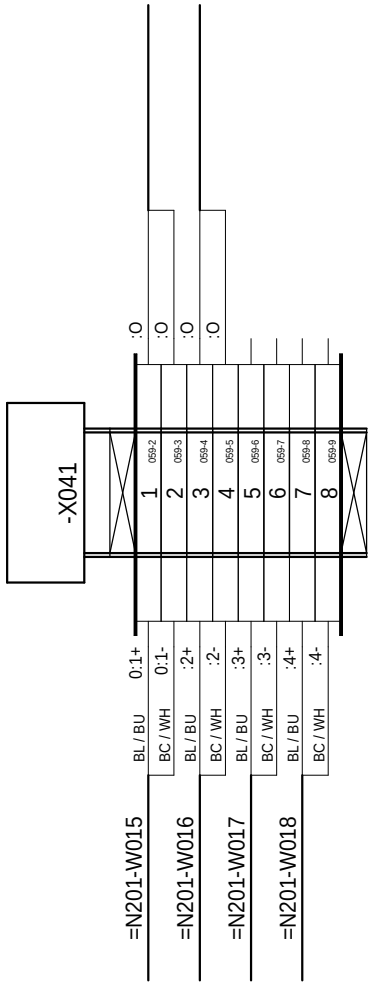

=N201
+AL01

Ind. Rev	Date Date	Modification / Modification	Archiv. Micro-filmed	Ind. Rev	Date Date	Modification / Modification	Archiv. Micro-filmed
00	25/03/2013	Edition originale / First issue					

BORNIER : =N201+AL01-X041

MONITORING
PHOTOVOLTAIQUE
CASINO LOT 5
PDL / PTR

Schneider Electric

ABE00008

Projet - No commande / Project - Order No.	Indice / Rev	Folio / Sheet
FR-7000166	00	157

A3 suite - 01/2008

The technical information contained in this document is the exclusive property of Schneider Electric Industries S.A.S and cannot be used or disclosed to third parties of any kind without its written consent. Only those drawings and documents mentioned in orders are binding for execution. All devices shown in the drawings are in open position, drawn out with operating mechanism discharged and all power sources off.

Les informations techniques contenues dans ce document sont la propriete exclusive de Schneider Electric Industries S.A.S et ne peuvent etre utilisees ou divulguees a des tiers quels qu'ils soient sans son accord ecrit. Seuls nous engagent les documents mentionnes dans les commandes. Les appareils representes sur ce schéma sont en position ouvert - désarmés - débrochés - toutes sources coupées.

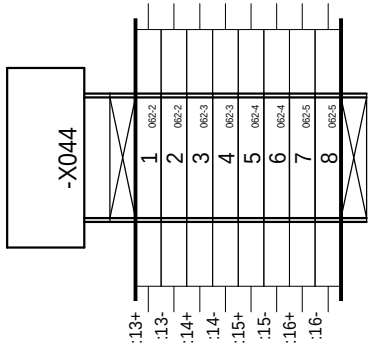

=N201
+AL01

Ind. Rev	Date Date	Modification / Modification	Archiv. Micro-filmed	Ind. Rev	Date Date	Modification / Modification	Archiv. Micro-filmed
00	25/03/2013	Edition originale / First issue					

BORNIER : =N201+AL01-X044

MONITORING
PHOTOVOLTAIQUE
CASINO LOT 5
PDL / PTR

Schneider Electric

ABE00008

Projet - No commande / Project - Order No.	Indice / Rev	Folio / Sheet
FR-7000166	00	158

A3 suite - 01/2008

The technical information contained in this document is the exclusive property of Schneider Electric Industries S.A.S and cannot be used or disclosed to third parties of any kind without its written consent. Only those drawings and documents marked "for construction" or "approved for construction" are provided for construction purposes. Devices shown in the drawings are in open position, drawn out with operating mechanism discharged and all power sources off.

Les informations techniques contenues dans ce document sont la propriete exclusive de Schneider Electric Industries S.A.S et ne peuvent etre utilisees ou divulguees a des tiers quels qu'ils soient sans son accord ecrit. Seuls nous engagent les documents marqués "pour construction". Les appareils représentés sur ce schéma sont en position ouvert - désarmés - débrochés - toutes sources coupées.



=N201
+AL01

Ind. Rev	Date Date	Modification / Modification	Archiv. Micro-filmed	Ind. Rev	Date Date	Modification / Modification	Archiv. Micro-filmed
00	25/03/2013	Edition originale / First issue					

BORNIER : =N201+AL01-X051

MONITORING
PHOTOVOLTAIQUE
CASINO LOT 5
PDL / PTR

Schneider Electric

ABE00008

Projet - No commande (Project - Order No.)	Indice (Rev)	Folio (Sheet)
FR-7000166	00	159

A3 suite - 01/2008



The technical information contained in this document is the exclusive property of Schneider Electric Industries S.A.S and cannot be used or disclosed to third parties of any kind without its written consent. Only those drawings and documents marked "for construction" are provided for construction purposes. All devices shown in the drawings are in open position, drawn out with operating mechanism discharged and all power sources off.

Les informations techniques contenues dans ce document sont la propriete exclusive de Schneider Electric Industries S.A.S et ne peuvent etre utilisees ou divulguees a des tiers quels qu'ils soient sans son accord ecrit. Seuls nous engagent les documents marqués "pour construction". Les appareils représentés sur ce schéma sont en position ouvert - désarmés - débrochés - toutes sources coupées.

=N201
+AL01

Ind. Rev	Date Date	Modification / Modification	Archiv. Micro-filmed	Ind. Rev	Date Date	Modification / Modification	Archiv. Micro-filmed
00	25/03/2013	Edition originale / First issue					

BORNIER : =N201+AL01-X061

MONITORING
PHOTOVOLTAIQUE
CASINO LOT 5
PDL / PTR

Schneider Electric

ABE00008

Projet - No commande (Project - Order No.)	Indice (Rev)	Folio (Sheet)
FR-7000166	00	160

A3 suite - 01/2008

The technical information contained in this document is the exclusive property of Schneider Electric Industries S.A.S and cannot be used or disclosed to third parties of any kind without its written consent. Only those drawings and documents marked "Approved" or "Approved for construction" are to be used for manufacture. All devices shown in the drawings are in open position, drawn out with operating mechanism discharged and all power sources off.

Les informations techniques contenues dans ce document sont la propriete exclusive de Schneider Electric Industries S.A.S et ne peuvent etre utilisees ou divulguees a des tiers quels qu'ils soient sans son accord ecrit. Seuls nous engagent pour execution les plans et documents marqués "Bon pour execution". Les appareils sont dessinés en position ouvert sur ce schéma sont en position ouvert - désarmés - débrochés - toutes sources coupées.

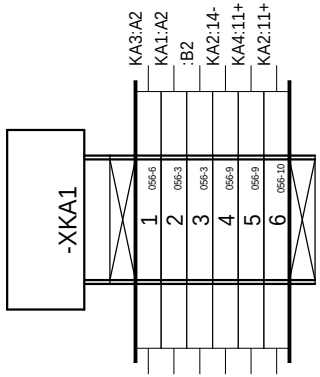

=N201
+AL01

Ind. Rev	Date Date	Modification / Modification	Archiv. Micro-filmed	Ind. Rev	Date Date	Modification / Modification	Archiv. Micro-filmed
00	25/03/2013	Edition originale / First issue					

BORNIER : =N201+AL01-XKA1

MONITORING
PHOTOVOLTAIQUE
CASINO LOT 5
PDL / PTR

Schneider Electric

ABE00008

Projet - No commande / Project - Order No.	Indice / Rev	Folio / Sheet
FR-7000166	00	161

A3 suite - 01/2008

Localisation (Location)	Installation (Function)	Repère (Tag)	Page (Sheet)	Designation	Fabricant (Manufacturer)	Ref. fabricant (Manufacturer Ref.)
AL01	N201	A01	052	ALIMENTATION BOITIER CPU PHENIX / CPU PHENIX POWER SUPPLY UNIT	=S= TELECONTROL	0RIO2 UPS-2
		A02	052	BOITIER EXT-2, 1 EMPLACEMENT CARTE T2 / EXT-2 UNIT, 1 T2 BOARD SLOT	=S= TELECONTROL	0RIO2 EXT-2
		A03	052	BOITIER EXT-2, 1 EMPLACEMENT CARTE T2 / EXT-2 UNIT, 1 T2 BOARD SLOT	=S= TELECONTROL	0RIO2 EXT-2
		A04	052	BOITIER EXT-1, 4 EMPLACEMENTS CARTES T1 / EXT-1 UNIT, BOARD ADDRESSING, 4 T1 BOARDS SLOTS	=S= TELECONTROL	0RIO2 EXT-1
			052	NAPPE RIO LONGUEUR 50cm / RIO RIBBON CABLE LENGTH 50cm	=S= TELECONTROL	0RIOKNA00001
		A05	052	BOITIER EXT-2, 1 EMPLACEMENT CARTE T2 / EXT-2 UNIT, 1 T2 BOARD SLOT	=S= TELECONTROL	0RIO2 EXT-2
		A06	052	BOITIER EXT-2, 1 EMPLACEMENT CARTE T2 / EXT-2 UNIT, 1 T2 BOARD SLOT	=S= TELECONTROL	0RIO2 EXT-2
		A11	050	PC DE TELEGESTION UNO-1170E AVEC CARTE EXT. RS485 / UNO-1170E REMOTE MANAGEMENT PC WITH RS485 EXPANSION BOARD	ADVANTECH	TMYCAHPP10000
		A021	052	CARTE 16 ENTREES LOGIQUES ET COMPTAGES, T2 / 16 SELF-POWERED DIGITAL AND COUNTING INPUTS BOARD, T2	=S= TELECONTROL	0RIO2 16DI
		A031	052	CARTE 16 ENTREES LOGIQUES ET COMPTAGES, T2 / 16 SELF-POWERED DIGITAL AND COUNTING INPUTS BOARD, T2	=S= TELECONTROL	0RIO2 16DI
		A041	052	CARTE 4 ENTREES ANALOGIQUES UNIVERSELLES, T1 / 4 UNIVERSAL ANALOG INPUTS BOARD, T1	=S= TELECONTROL	0RIO1 04AI
		A042	052	CARTE 4 SORTIES LOGIQUES RELAIS ELECTROMECANIQUE, T1 / 4 ELECTROMECHANICAL RELAYS DIGITAL OUTPUTS BOARD, T1	=S= TELECONTROL	0RIO1 04DO
		A043	052	CARTE 4 SORTIES LOGIQUES RELAIS ELECTROMECANIQUE, T1 / 4 ELECTROMECHANICAL RELAYS DIGITAL OUTPUTS BOARD, T1	=S= TELECONTROL	0RIO1 04DO
		A051	052	CARTE 16 ENTREES LOGIQUES ET COMPTAGES, T2 / 16 SELF-POWERED DIGITAL AND COUNTING INPUTS BOARD, T2	=S= TELECONTROL	0RIO2 16DI
		A061	052	CARTE 16 ENTREES LOGIQUES ET COMPTAGES, T2 / 16 SELF-POWERED DIGITAL AND COUNTING INPUTS BOARD, T2	=S= TELECONTROL	0RIO2 16DI
		AP1R1	080	RACK 8 EMPLACEMENTS / 8 SLOTS RACK	TELEMECANIQUE	BMX XBP 0800
		F1.1	040	FICHE PARAFOUDRE HF 3 F-In:10kA (8/20)-Uc:13VCC / HF LIGHTNING ARRESTER PLUG 3 W-In:10kA (8/20)-Uc:13VCC	PHOENIX CONTACT	2858043
			040	EMBASE PARAFOUDRE AVEC DECOUPLAGE ECRAN/MASSE / LIGHTNING ARRESTER SUPPORT WITH SHIELD/EXPOSED CONDUCTIVE PART	PHOENIX CONTACT	2856126
			040	RACCORDEMENT AUTODENUDANT POUR BLINDAGE DIAMETRE 3-6 mm / SELF-STRIPPER CONNECTION FOR SHIELD DIAMETER 3-6 mm	PHOENIX CONTACT	2839295
		F1.2	040	FICHE PARAFOUDRE HF 3 F-In:10kA (8/20)-Uc:13VCC / HF LIGHTNING ARRESTER PLUG 3 W-In:10kA (8/20)-Uc:13VCC	PHOENIX CONTACT	2858043
			040	EMBASE PARAFOUDRE AVEC DECOUPLAGE ECRAN/MASSE / LIGHTNING ARRESTER SUPPORT WITH SHIELD/EXPOSED CONDUCTIVE PART	PHOENIX CONTACT	2856126
			040	RACCORDEMENT AUTODENUDANT POUR BLINDAGE DIAMETRE 3-6 mm / SELF-STRIPPER CONNECTION FOR SHIELD DIAMETER 3-6 mm	PHOENIX CONTACT	2839295
		F1.3	041	FICHE PARAFOUDRE HF 3 F-In:10kA (8/20)-Uc:13VCC / HF LIGHTNING ARRESTER PLUG 3 W-In:10kA (8/20)-Uc:13VCC	PHOENIX CONTACT	2858043
			041	EMBASE PARAFOUDRE AVEC DECOUPLAGE ECRAN/MASSE / LIGHTNING ARRESTER SUPPORT WITH SHIELD/EXPOSED CONDUCTIVE PART	PHOENIX CONTACT	2856126
			041	RACCORDEMENT AUTODENUDANT POUR BLINDAGE DIAMETRE 3-6 mm / SELF-STRIPPER CONNECTION FOR SHIELD DIAMETER 3-6 mm	PHOENIX CONTACT	2839295
		F1.4	041	FICHE PARAFOUDRE HF 3 F-In:10kA (8/20)-Uc:13VCC / HF LIGHTNING ARRESTER PLUG 3 W-In:10kA (8/20)-Uc:13VCC	PHOENIX CONTACT	2858043
			041	EMBASE PARAFOUDRE AVEC DECOUPLAGE ECRAN/MASSE / LIGHTNING ARRESTER SUPPORT WITH SHIELD/EXPOSED CONDUCTIVE PART	PHOENIX CONTACT	2856126
			041	RACCORDEMENT AUTODENUDANT POUR BLINDAGE DIAMETRE 3-6 mm / SELF-STRIPPER CONNECTION FOR SHIELD DIAMETER 3-6 mm	PHOENIX CONTACT	2839295
		F1.5	042	FICHE PARAFOUDRE HF 3 F-In:10kA (8/20)-Uc:13VCC / HF LIGHTNING ARRESTER PLUG 3 W-In:10kA (8/20)-Uc:13VCC	PHOENIX CONTACT	2858043
			042	EMBASE PARAFOUDRE AVEC DECOUPLAGE ECRAN/MASSE / LIGHTNING ARRESTER SUPPORT WITH SHIELD/EXPOSED CONDUCTIVE PART	PHOENIX CONTACT	2856126
			042	RACCORDEMENT AUTODENUDANT POUR BLINDAGE DIAMETRE 3-6 mm / SELF-STRIPPER CONNECTION FOR SHIELD DIAMETER 3-6 mm	PHOENIX CONTACT	2839295
		F1.6	042	FICHE PARAFOUDRE HF 3 F-In:10kA (8/20)-Uc:13VCC / HF LIGHTNING ARRESTER PLUG 3 W-In:10kA (8/20)-Uc:13VCC	PHOENIX CONTACT	2858043
			042	EMBASE PARAFOUDRE AVEC DECOUPLAGE ECRAN/MASSE / LIGHTNING ARRESTER SUPPORT WITH SHIELD/EXPOSED CONDUCTIVE PART	PHOENIX CONTACT	2856126
			042	RACCORDEMENT AUTODENUDANT POUR BLINDAGE DIAMETRE 3-6 mm / SELF-STRIPPER CONNECTION FOR SHIELD DIAMETER 3-6 mm	PHOENIX CONTACT	2839295
		F1.7	043	FICHE PARAFOUDRE HF 3 F-In:10kA (8/20)-Uc:13VCC / HF LIGHTNING ARRESTER PLUG 3 W-In:10kA (8/20)-Uc:13VCC	PHOENIX CONTACT	2858043
			043	EMBASE PARAFOUDRE AVEC DECOUPLAGE ECRAN/MASSE / LIGHTNING ARRESTER SUPPORT WITH SHIELD/EXPOSED CONDUCTIVE PART	PHOENIX CONTACT	2856126
			043	RACCORDEMENT AUTODENUDANT POUR BLINDAGE DIAMETRE 3-6 mm / SELF-STRIPPER CONNECTION FOR SHIELD DIAMETER 3-6 mm	PHOENIX CONTACT	2839295
		K01	060	RELAIS BISTABLE AVEC DIODE 24VDC 4INV / LATCHING RELAY WITH SUPPRESSOR , 24 V DC, 4OC	TELEMECANIQUE	RHK412BA76
			060	EMBASE AVANT VIS / SCREW BASE PLATE	TELEMECANIQUE	RHZ21
			060	ETRIER METALLIQUE DE MAINTIEN / METAL CLAMP	TELEMECANIQUE	RXZ 400
		K02	060	RELAIS BISTABLE AVEC DIODE 24VDC 4INV / LATCHING RELAY WITH SUPPRESSOR , 24 V DC, 4OC	TELEMECANIQUE	RHK412BA76
			060	EMBASE AVANT VIS / SCREW BASE PLATE	TELEMECANIQUE	RHZ21
			060	ETRIER METALLIQUE DE MAINTIEN / METAL CLAMP	TELEMECANIQUE	RXZ 400
		K03	061	RELAIS BISTABLE AVEC DIODE 24VDC 4INV / LATCHING RELAY WITH SUPPRESSOR , 24 V DC, 4OC	TELEMECANIQUE	RHK412BA76
			061	EMBASE AVANT VIS / SCREW BASE PLATE	TELEMECANIQUE	RHZ21
			061	ETRIER METALLIQUE DE MAINTIEN / METAL CLAMP	TELEMECANIQUE	RXZ 400
		K04	061	RELAIS BISTABLE AVEC DIODE 24VDC 4INV / LATCHING RELAY WITH SUPPRESSOR , 24 V DC, 4OC	TELEMECANIQUE	RHK412BA76
			061	EMBASE AVANT VIS / SCREW BASE PLATE	TELEMECANIQUE	RHZ21
			061	ETRIER METALLIQUE DE MAINTIEN / METAL CLAMP	TELEMECANIQUE	RXZ 400
		KA1	056	PLC OPTOCOUPLEUR 24VDC, 100mA, 1NO / 24VDC PLC PHOTOCOUPLER, 100mA, 1NO	PHOENIX CONTACT	2966728

The technical information contained in this document is the exclusive property of Schneider Electric Industries S.A.S and cannot be used or disclosed to third parties of any kind without its written consent. Only those drawings and documents signed and dated are valid. All devices shown in the drawings are in open position, drawn out with Operating mechanism discharged and all power sources off.

Les informations techniques contenues dans ce document sont la propriete exclusive de Schneider Electric Industries S.A.S et ne peuvent etre utilisees ou divulguees a des tiers quels qu'ils soient sans son accord ecrit. Seuls nous engagent les documents signes et dates. Les appareils representes sur ce schéma sont en position ouvert - désarmés - débrochés - toutes sources coupées.

Ind. Rev	Date Date	Modification / Modification	Archiv. Micro-filmed	Ind. Rev	Date Date	Modification / Modification	Archiv. Micro-filmed
00	25/03/2013	Edition originale / First issue					

NOMENCLATURE / PART LIST

MONITORING
PHOTOVOLTAIQUE
CASINO LOT 5
PDL / PTR

Schneider Electric

ABE00008

Projet - No commande (Project - Order No.)	Indice (Rev)	Folio (Sheet)
FR-7000166	00	200

A3 suite - 11/2006

Nom composant / Component name: Localisation (Location)	Installation (Function)	Repère (Tag)	Page (Sheet)	Designation	Fabricant (Manufacturer)	Ref. fabricant (Manufacturer Ref.)
		KA2	056	PLC OPTOCOUPLEUR 24VDC, 100mA, 1NO / 24VDC PLC PHOTOCOUPLER, 100mA, 1NO	PHOENIX CONTACT	2966728
		KA3	056	PLC OPTOCOUPLEUR 24VDC, 100mA, 1NO / 24VDC PLC PHOTOCOUPLER, 100mA, 1NO	PHOENIX CONTACT	2966728
		KA4	056	PLC OPTOCOUPLEUR 24VDC, 100mA, 1NO / 24VDC PLC PHOTOCOUPLER, 100mA, 1NO	PHOENIX CONTACT	2966728
		MODULE1	080	MODULE D'ALIMENTATION 24VDC, 3.3VDC 2.5A, 24VDC 0.7A / 24VDC POWER SUPPLY MODULE, 3.3VDC 2.5A, 24VDC 0.7A	TELEMECANIQUE	BMX CPS 2010
		MODULE2	080	MODULE PROCESSEUR AVEC PORTS ETHERNET/MODBUS INTEGRES / PROCESSOR MODULE WITH INTEGRATED ETHERNET/MODBUS PORTS	TELEMECANIQUE	BMX P34 2020
		MODULE3	080	MODULE RESEAU ETHERNET TCP/IP 10/100Mbit/s, C30 / ETHERNET TCP/IP NETWORK MODULE 10/100Mbit/s, C30	TELEMECANIQUE	BMX NOE 0110
		MODULE4	080	MODULE 4 ENTREES ANALOGIQUES HAUT NIVEAU ISOLEES / 4 ISOLATED HIGH-LEVEL ANALOG INPUTS MODULE	TELEMECANIQUE	BMX AMI 0410
		MODULE5	080	MODULE 32 ENTREES TOR 24VDC / 32 DISCRETE INPUTS MODULE 24VDC	TELEMECANIQUE	BMX DDI 3202K
		MODULE6	080	MODULE 32 ENTREES TOR 24VDC / 32 DISCRETE INPUTS MODULE 24VDC	TELEMECANIQUE	BMX DDI 3202K
		MODULE7	080	MODULE 32 SORTIES TOR 24VDC 0.1A / 32 DISCRETE OUTPUTS MODULE 24VDC 0.1A	TELEMECANIQUE	BMX DDO 3202K
		MODULE8	080	CACHE DE PROTECTION / PROTECTIVE COVER	TELEMECANIQUE	BMX XEM 010
		MODULE9	080	CACHE DE PROTECTION / PROTECTIVE COVER	TELEMECANIQUE	BMX XEM 010
		QF1	032	INTER I BI 20A SANS VOYANT / SWITCH-DISCONNECTOR I, 2P, 20 A	MERLIN GERIN	15006
		QF2	034	DISJONCTEUR C60H-DC BI 4 A COURBE C / MINIATURE CIRCUIT BREAKER MULTI 9, C60H-DC, 2 POLES, 4 A, C CURVE	MERLIN GERIN	MGN61524
			034	CONTACT OF+SD/OF / AUxILIARY CONTACT, 1 OC + 1 SD/OC	MERLIN GERIN	26929
		QF4	034	DISJONCTEUR C60H-DC BI 1 A COURBE C / MINIATURE CIRCUIT BREAKER MULTI 9, C60H-DC, 2 POLES, 1 A, C CURVE	MERLIN GERIN	MGN61521
			034	CONTACT OF+SD/OF / AUxILIARY CONTACT, 1 OC + 1 SD/OC	MERLIN GERIN	26929
		QF5	034	DISJONCTEUR C60H-DC BI 2 A COURBE C / MINIATURE CIRCUIT BREAKER MULTI 9, C60H-DC, 2 POLES, 2 A, C CURVE	MERLIN GERIN	MGN61522
			034	CONTACT OF+SD/OF / AUxILIARY CONTACT, 1 OC + 1 SD/OC	MERLIN GERIN	26929
		QF7	035	DISJONCTEUR C60H-DC BI 1 A COURBE C / MINIATURE CIRCUIT BREAKER MULTI 9, C60H-DC, 2 POLES, 1 A, C CURVE	MERLIN GERIN	MGN61521
			035	CONTACT OF+SD/OF / AUxILIARY CONTACT, 1 OC + 1 SD/OC	MERLIN GERIN	26929
		QF8	035	DISJONCTEUR C60H-DC BI 2 A COURBE C / MINIATURE CIRCUIT BREAKER MULTI 9, C60H-DC, 2 POLES, 2 A, C CURVE	MERLIN GERIN	MGN61522
			035	CONTACT OF+SD/OF / AUxILIARY CONTACT, 1 OC + 1 SD/OC	MERLIN GERIN	26929
		QF9	036	DISJONCTEUR C60H-DC BI 2 A COURBE C / MINIATURE CIRCUIT BREAKER MULTI 9, C60H-DC, 2 POLES, 2 A, C CURVE	MERLIN GERIN	MGN61522
			036	CONTACT OF+SD/OF / AUxILIARY CONTACT, 1 OC + 1 SD/OC	MERLIN GERIN	26929
		QF3.1	034	DISJONCTEUR C60H-DC BI 1 A COURBE C / MINIATURE CIRCUIT BREAKER MULTI 9, C60H-DC, 2 POLES, 1 A, C CURVE	MERLIN GERIN	MGN61521
		QF3.2	034	DISJONCTEUR C60H-DC BI 2 A COURBE C / MINIATURE CIRCUIT BREAKER MULTI 9, C60H-DC, 2 POLES, 2 A, C CURVE	MERLIN GERIN	MGN61522
			034	CONTACT OF+SD/OF / AUxILIARY CONTACT, 1 OC + 1 SD/OC	MERLIN GERIN	26929
		QF6.1	034	DISJONCTEUR C60H-DC BI 1 A COURBE C / MINIATURE CIRCUIT BREAKER MULTI 9, C60H-DC, 2 POLES, 1 A, C CURVE	MERLIN GERIN	MGN61521
			034	CONTACT OF+SD/OF / AUxILIARY CONTACT, 1 OC + 1 SD/OC	MERLIN GERIN	26929
		QF6.2	035	DISJONCTEUR C60H-DC BI 1 A COURBE C / MINIATURE CIRCUIT BREAKER MULTI 9, C60H-DC, 2 POLES, 1 A, C CURVE	MERLIN GERIN	MGN61521
			035	CONTACT OF+SD/OF / AUxILIARY CONTACT, 1 OC + 1 SD/OC	MERLIN GERIN	26929
		QF6.3	035	DISJONCTEUR C60H-DC BI 1 A COURBE C / MINIATURE CIRCUIT BREAKER MULTI 9, C60H-DC, 2 POLES, 1 A, C CURVE	MERLIN GERIN	MGN61521
			035	CONTACT OF+SD/OF / AUxILIARY CONTACT, 1 OC + 1 SD/OC	MERLIN GERIN	26929
		U1	033	ALIMENTATION REGULEE A DECOUP. MONO 100...240VAC/24VDC 240W / UNIVERSAL POWER SUPPLY 1P 24V 10A	TELEMECANIQUE	ABL8RPS24100
		U2	046	SWITCH ETHERNET 14 PORTS 10/100 TX ET 2 PORTS 100 FX-MM / CONNEXIUM MANAGED SWITCH 14TX/2FX-MM	TELEMECANIQUE	TCSESM163F2CU0
		U4	046	ROUTEUR FIREWALL ADSL / ADSL FIREWALL ROUTER	ETIC	IPL-AD2
		U5	046	Modem 3G UT864 UMTS /	ETIC	M3GTELIT
		U6	046	Antenne GSM quadribande, GPRS, EDGE, UMTS /	ETIC	ANT200
		U3.1	040	ISOLATEUR DE LIGNE RS485 / RS485 LINK INSULATOR	ETIC	SI485
		U3.2	040	ISOLATEUR DE LIGNE RS485 / RS485 LINK INSULATOR	ETIC	SI485
		U3.3	041	ISOLATEUR DE LIGNE RS485 / RS485 LINK INSULATOR	ETIC	SI485
		U3.4	041	ISOLATEUR DE LIGNE RS485 / RS485 LINK INSULATOR	ETIC	SI485
		U3.5	042	ISOLATEUR DE LIGNE RS485 / RS485 LINK INSULATOR	ETIC	SI485
		U3.6	042	ISOLATEUR DE LIGNE RS485 / RS485 LINK INSULATOR	ETIC	SI485
		U3.7	043	ISOLATEUR DE LIGNE RS485 / RS485 LINK INSULATOR	ETIC	SI485
		W001	040	CABLE 1 PAIRE TORSADEE BLINDEE / 1 SHIELDED TWISTED PAIR CABLE	BELDEN	9841
		W01	043	CABLE 1 PAIRE TORSADEE BLINDEE / 1 SHIELDED TWISTED PAIR CABLE	BELDEN	9841
		W002	040	CABLE 1 PAIRE TORSADEE BLINDEE / 1 SHIELDED TWISTED PAIR CABLE	BELDEN	9841
		W02	043	CABLE 1 PAIRE TORSADEE BLINDEE / 1 SHIELDED TWISTED PAIR CABLE	BELDEN	9841

The technical information contained in this document is the exclusive property of Schneider Electric Industries S.A.S and cannot be used or disclosed to third parties of any kind without its written consent. Only those drawings and documents signed and dated by Schneider Electric are valid. All devices shown in the drawings are in open position, drawn out with operating mechanism discharged and all power sources off.

Les informations techniques contenues dans ce document sont la propriete exclusive de Schneider Electric Industries S.A.S et ne peuvent etre utilisees ou divulguees a des tiers quels qu'ils soient sans son accord ecrit. Seuls nous engagent les plans revetus de dates et signatures apposees par Schneider Electric. Les appareils representes sur ce schéma sont en position ouvert - désarmés - débrochés - toutes sources coupées.

Ind. Rev	Date Date	Modification / Modification	Archiv. Micro-filmed	Ind. Rev	Date Date	Modification / Modification	Archiv. Micro-filmed
00	25/03/2013	Edition originale / First issue					

NOMENCLATURE / PART LIST

MONITORING
PHOTOVOLTAIQUE
CASINO LOT 5
PDL / PTR

Schneider Electric

ABE00008

Projet - No commande / Project - Order No.	Indice Rev	Folio Sheet
FR-7000166	00	201

A3 suite - 11/2006

Localisation (Location)	Installation (Function)	Repère (Tag)	Page (Sheet)	Designation	Fabricant (Manufacturer)	Ref. fabricant (Manufacturer Ref.)
		W003	040	CABLE 1 PAIRE TORSADEE BLINDEE / 1 SHIELDED TWISTED PAIR CABLE	BELDEN	9841
		W03	043	CABLE 1 PAIRE TORSADEE BLINDEE / 1 SHIELDED TWISTED PAIR CABLE	BELDEN	9841
		W004	040	CABLE 1 PAIRE TORSADEE BLINDEE / 1 SHIELDED TWISTED PAIR CABLE	BELDEN	9841
		W04	043	CABLE 1 PAIRE TORSADEE BLINDEE / 1 SHIELDED TWISTED PAIR CABLE	BELDEN	9841
		W005	041	CABLE 1 PAIRE TORSADEE BLINDEE / 1 SHIELDED TWISTED PAIR CABLE	BELDEN	9841
		W006	041	CABLE 1 PAIRE TORSADEE BLINDEE / 1 SHIELDED TWISTED PAIR CABLE	BELDEN	9841
		W007	041	CABLE 1 PAIRE TORSADEE BLINDEE / 1 SHIELDED TWISTED PAIR CABLE	BELDEN	9841
		W008	041	CABLE 1 PAIRE TORSADEE BLINDEE / 1 SHIELDED TWISTED PAIR CABLE	BELDEN	9841
		W009	042	CABLE 1 PAIRE TORSADEE BLINDEE / 1 SHIELDED TWISTED PAIR CABLE	BELDEN	9841
		W0010	043	CABLE 1 PAIRE TORSADEE BLINDEE / 1 SHIELDED TWISTED PAIR CABLE	BELDEN	9841
		W010	042	CABLE 1 PAIRE TORSADEE BLINDEE / 1 SHIELDED TWISTED PAIR CABLE	BELDEN	9841
		W011	042	CABLE 1 PAIRE TORSADEE BLINDEE / 1 SHIELDED TWISTED PAIR CABLE	BELDEN	9841
		W012	042	CABLE 1 PAIRE TORSADEE BLINDEE / 1 SHIELDED TWISTED PAIR CABLE	BELDEN	9841
		W013	042	CABLE 1 PAIRE TORSADEE BLINDEE / 1 SHIELDED TWISTED PAIR CABLE	BELDEN	9841
		W014	080	CORDON MODBUS RS485 3m RJ45 / FILS LIBRES / RS485 MODBUS CORD 3m RJ45 / FREE WIRES	SCHNEIDER	VW3A8306D30
		W015	059	CABLE 1 PAIRE TORSADEE BLINDEE / 1 SHIELDED TWISTED PAIR CABLE	BELDEN	9841
		W016	059	CABLE 1 PAIRE TORSADEE BLINDEE / 1 SHIELDED TWISTED PAIR CABLE	BELDEN	9841
		W017	059	CABLE 1 PAIRE TORSADEE BLINDEE / 1 SHIELDED TWISTED PAIR CABLE	BELDEN	9841
		W018	059	CABLE 1 PAIRE TORSADEE BLINDEE / 1 SHIELDED TWISTED PAIR CABLE	BELDEN	9841
		WAI0104A	081	CORDON PREEQUIPE POUR CONNECTION BMX AMI 0410 ET ABE 7CPA41*, 3m /	TELEMECANIQUE	BMX FCA300
		WCOM001	050	CABLE 2 PAIRES TORSADEES BLINDEES / 2 SHIELDED TWISTED PAIRS CABLE	BELDEN	9842
		WDI0105A/B	082	CORDON PREEQUIPE POUR EMBASE MODICOM TELEFAST ABE7, 2M / FCN TO 2 HE 2M CONNECTING CABLE	TELEMECANIQUE	BMXFCC203
		WDI0106A/B	086	CORDON PREEQUIPE POUR EMBASE MODICOM TELEFAST ABE7, 2M / FCN TO 2 HE 2M CONNECTING CABLE	TELEMECANIQUE	BMXFCC203
		WDI0107A/B	090	CORDON PREEQUIPE POUR EMBASE MODICOM TELEFAST ABE7, 2M / FCN TO 2 HE 2M CONNECTING CABLE	TELEMECANIQUE	BMXFCC203
		WET001	046	CORDON RESEAU ETHERNET BLINDE, CATEGORIE 5, PAIRE TORSADEE DROIT 2M /	ICTL	481011757N
		WET002	046	CORDON RESEAU ETHERNET BLINDE, CATEGORIE 5, PAIRE TORSADEE DROIT 2M /	ICTL	481011757N
		WET003	046	CORDON RESEAU ETHERNET BLINDE, CATEGORIE 5, PAIRE TORSADEE DROIT 2M /	ICTL	481011757N
		WET004	046	CORDON RESEAU ETHERNET BLINDE, CATEGORIE 5, PAIRE TORSADEE DROIT 2M /	ICTL	481011757N
		WO001	044	CORDON ZIPCORD SC-PC/SC-PC 6FO MULTIMODE 50/125µm 2.8mm, 2m, ORANGE /	ICTL	502102221N
		WO002	044	CORDON ZIPCORD SC-PC/SC-PC 6FO MULTIMODE 50/125µm 2.8mm, 2m, ORANGE /	ICTL	502102221N
		X1		BLOC DE JONCTION A VIS 2.5mm2, GRIS / SCREW TERMINAL BLOCK 2.5mm2, GREY	PHOENIX CONTACT	3001501
				COUVERCLE / COVER	PHOENIX CONTACT	3003020
		X2		BLOC DE JONCTION A VIS 2.5mm2, GRIS / SCREW TERMINAL BLOCK 2.5mm2, GREY	PHOENIX CONTACT	3001501
				COUVERCLE / COVER	PHOENIX CONTACT	3003020
		X3		BLOC DE JONCTION A VIS 2.5mm2, GRIS / SCREW TERMINAL BLOCK 2.5mm2, GREY	PHOENIX CONTACT	3001501
				COUVERCLE / COVER	PHOENIX CONTACT	3003020
		X4		BLOC DE JONCTION A VIS 2.5mm2, GRIS / SCREW TERMINAL BLOCK 2.5mm2, GREY	PHOENIX CONTACT	3001501
				COUVERCLE / COVER	PHOENIX CONTACT	3003020
		X5		BLOC DE JONCTION A VIS 2.5mm2, GRIS / SCREW TERMINAL BLOCK 2.5mm2, GREY	PHOENIX CONTACT	3001501
				COUVERCLE / COVER	PHOENIX CONTACT	3003020
		X021		BLOC DE JONCTION A VIS 2.5mm2, GRIS / SCREW TERMINAL BLOCK 2.5mm2, GREY	PHOENIX CONTACT	3001501
				COUVERCLE / COVER	PHOENIX CONTACT	3003020
		X031		BLOC DE JONCTION A VIS 2.5mm2, GRIS / SCREW TERMINAL BLOCK 2.5mm2, GREY	PHOENIX CONTACT	3001501
				COUVERCLE / COVER	PHOENIX CONTACT	3003020
		X041		BLOC DE JONCTION A VIS 2.5mm2, GRIS / SCREW TERMINAL BLOCK 2.5mm2, GREY	PHOENIX CONTACT	3001501
		X044		BLOC DE JONCTION A VIS 2.5mm2, GRIS / SCREW TERMINAL BLOCK 2.5mm2, GREY	PHOENIX CONTACT	3001501
				COUVERCLE / COVER	PHOENIX CONTACT	3003020
		X051		BLOC DE JONCTION A VIS 2.5mm2, GRIS / SCREW TERMINAL BLOCK 2.5mm2, GREY	PHOENIX CONTACT	3001501
				COUVERCLE / COVER	PHOENIX CONTACT	3003020
		X061		BLOC DE JONCTION A VIS 2.5mm2, GRIS / SCREW TERMINAL BLOCK 2.5mm2, GREY	PHOENIX CONTACT	3001501

The technical information contained in this document is the exclusive property of Schneider Electric Industries S.A.S and cannot be used or disclosed to third parties of any kind without its written consent. Only those drawings and diagrams stamped "approved for construction" are to be used for construction purposes. All devices shown in the drawings are in open position, drawn out with operating mechanism discharged and all power sources off.

Les informations techniques contenues dans ce document sont la propriete exclusive de Schneider Electric Industries S.A.S et ne peuvent etre utilisees ou divulguees a des tiers quels qu'ils soient sans son accord ecrit. Seuls nous engagent les plans portant la mention "bon pour execution". Les appareils sont representes sur ce schéma sont en position ouvert - désarmés - débrochés - toutes sources coupées.

Ind. Rev	Date Date	Modification / Modification	Archiv. Micro-filmed	Ind. Rev	Date Date	Modification / Modification	Archiv. Micro-filmed
00	25/03/2013	Edition originale / First issue					

NOMENCLATURE / PART LIST

MONITORING
PHOTOVOLTAIQUE
CASINO LOT 5
PDL / PTR

Schneider Electric

Projet - No commande (Project - Order No.)	Indice (Rev)	Folio (Sheet)
ABE00008 / FR-7000166	00	202

A3 suite - 11/2006

Nom composant / Component name: Localisation (Location)	Installation (Function)	Repère (Tag)	Page (Sheet)	Designation	Fabricant (Manufacturer)	Ref. fabricant (Manufacturer Ref.)
				COUVERCLE / COVER	PHOENIX CONTACT	3003020
		XAI0104A	081	EMBASE DE RACCORDEMENT 4 VOIES D'ENTREES ANA / CONNECTION SUB-BASES 4 ANALOG INPUTS CHANNELS	TELEMECANIQUE	ABE 7CPA410
		XDI0105A	082	EMBASE DE RACCORDEMENT PASSIVE 16 VOIES / PASSIVE CONNECTION SUB-BASE 16 CHANNELS	TELEMECANIQUE	ABE 7H16S21
		XDI0105B	084	EMBASE DE RACCORDEMENT PASSIVE 16 VOIES / PASSIVE CONNECTION SUB-BASE 16 CHANNELS	TELEMECANIQUE	ABE 7H16S21
		XDI0106A	086	EMBASE DE RACCORDEMENT PASSIVE 16 VOIES / PASSIVE CONNECTION SUB-BASE 16 CHANNELS	TELEMECANIQUE	ABE 7H16S21
		XDI0106B	088	EMBASE DE RACCORDEMENT PASSIVE 16 VOIES / PASSIVE CONNECTION SUB-BASE 16 CHANNELS	TELEMECANIQUE	ABE 7H16S21
		XDO0107A	090	EMBASE DE SORTIES A RELAIS 16 VOIES / SUB-BASE WITH FIXED ELECTROMECHANICAL RELAYS 16 CHANNELS	TELEMECANIQUE	ABE 7R16T330
		XDO0107B	092	EMBASE DE SORTIES A RELAIS 16 VOIES / SUB-BASE WITH FIXED ELECTROMECHANICAL RELAYS 16 CHANNELS	TELEMECANIQUE	ABE 7R16T330
		XFO1	044	COFFRET FIDJI V2 FOLAN 12SC (12 SC PC SLEEVE MULTIMODES) / FIDJI V2 FOLAN BOX 12SC (12 MULTIMODE SC PC SLEEVE)	ICTL	ZSPE
		XKA1		BLOC DE JONCTION A VIS 2.5mm2, GRIS / SCREW TERMINAL BLOCK 2.5mm2, GREY	PHOENIX CONTACT	3001501
		Z1	032	FILTRE CEM HAUTE PERF., COURANT D'EMPLOI 3 A 16A / COMPACT PERF. EMI FILTER, DESIGN CURRENT 3 TO 16A	SCHAFFNER	FN 9675-6/06
		Z2	036	FILTRE CEM HAUTE PERF., COURANT D'EMPLOI 1 A 10A / COMPACT PERF. EMI FILTER, DESIGN CURRENT 1 TO 10A	SCHAFFNER	FN 682-4/06

The technical information contained in this document is the exclusive property of Schneider Electric Industries S.A.S and cannot be used or disclosed to third parties of any kind without its written consent. Only those drawings and documents marked "for construction" are approved for construction. All devices shown in the drawings are in open position, drawn out with operating mechanism discharged and all power sources off.

Les informations techniques contenues dans ce document sont la propriete exclusive de Schneider Electric Industries S.A.S et ne peuvent etre utilisees ou divulguees a des tiers quels qu'ils soient sans son accord ecrit. Seuls nous engagent ceux portant la mention "pour construire". Les appareils montres sur les plans et schemas sont en position ouvert - desarmes - debrochés - toutes sources coupées.

Ind. (Rev)	Date (Date)	Modification / Modification	Archiv. (Micro-filmed)	Ind. (Rev)	Date (Date)	Modification / Modification	Archiv. (Micro-filmed)
00	25/03/2013	Edition originale / First issue					

NOMENCLATURE / PART LIST

MONITORING
PHOTOVOLTAIQUE
CASINO LOT 5
PDL / PTR

Schneider Electric

ABE00008

Projet - No commande (Project - Order No.)	Indice (Rev)	Folio (Sheet)
FR-7000166	00	203

A3 suite - 11/2006