The technical information contained in this document is the exclusive property of Schneider Electric Industries S.A.S and cannot be used or disclosed to third parties of any kind without its written consent. Only those drawings and diagrams marked "issued for execution" or "issued for building" are to be used for building or execution. All devices shown in this diagrams are in open position, drawn out with operating mechanism discharged and all power sources off.

Les informations techniques contenues dans ce document sont la propriete exclusive de Schneider Electric Industries S.A.S et ne peuvent etre utilisees ou divulguees a des tiers quelconques sans son accord ecrit. Seuls nous engagent les plans et dessins marqués "pour execution" ou "pour construire". Les appareils représentés sur ce schéma sont en position ouvert - désarmés - débrochés - toutes sources coupées.

Ind Rev	Date Date	Modification / Modification	Nom / Name	Visa	Nom / Name	Visa	Nom / Name	Visa	Archiv. Micro-filmed
04	07/06/2011	Tel que construit	CERCIAT		BRUN				
03	01/04/2011	Modifications cablage A031/A032	CERCIAT		BRUN				
02	25/03/2011	Modification cablage module A031 et ajout -U3.1/F1.1	CERCIAT		BRUN				
01	03/03/2011	Modifications liste I/O	CERCIAT		BRUN				
00	21/02/2011	Edition originale / First issue	CERCIAT		BRUN				
			Dessine / Drawn		Verifie / Checked		Approuve / Approved		

SCHEMA
DE CABLAGE

ARMOIRE MONITORING
PDL_IRIO
ENERYO CAILLAN

Echelle
Scale
1/1

Unite / Department
P&EC

Schneider Electric

Code diffusion
Distribution code

Projet - No commande
Project - Order No.
FPVTB0535

02984821

Indice
Rev
04

Folio
Sheet
001

A3 garde - 11/2006

Folio Sheet	Designation Designation	Indice de modification Revision									
001	Page de garde	00	01	02	03	04					
002	PAGE RECAPITULATIVE	00	01	02	03	04					
003	PAGE RECAPITULATIVE	00	01	02	03	04					
010	LISTE DES SYMBOLES SCHEDULE OF SYMBOLS	00									
011	LISTE DES SYMBOLES SCHEDULE OF SYMBOLS	00									
012	PRINCIPE DE REPERAGE PRINCIPLE OF MARKING	00									
013	REPERES ESSENTIELS - TABLE 1 - HIGHER-LEVEL DESIGNATION - TABLE 1 -	00									
014	REPERAGE EMPLACEMENTS PHYSIQUES - TABLE 2 - LOCATIONS OF ITEMS - TABLE 2 -	00									
015	REPERAGE DES MATERIELS - TABLE 3 - IDENTIFICATION ITEMS - TABLE 3 -	00									
019	MARQUAGE NAME PLATE	00									
020	UNIFILAIRE SINGLE LINE DIAGRAM	00	02								
021	UNIFILAIRE SINGLE LINE DIAGRAM	00	02								
032	ALIMENTATION 230VCA 230VAC POWER SUPPLY	00									
033	ALIMENTATION 24VCC 24VDC POWER SUPPLY	00									
034	DISTRIBUTION DES POLARITES 24VCC 24VDC DISTRIBUTION	00									
035	DISTRIBUTION DES POLARITES 24VCC 24VDC DISTRIBUTION	00	02								
045	COFFRET OPTIQUE FIDJI V2 OPTICAL BOX FIDJI V2	00									
046	SWITCH ETHERNET MODEM ETHERNET SWITCH MODEM	00									
053	API NAPAC PLC NAPAC	00	02								
054	EXTENSEUR MODBUS RS485 24 VCC	02									
055	CARTE 16 ENTREES TOR ENTREES 1 A 8 16 DIGITAL INPUTS BOARD INPUTS 1 TO 8	00	01								
056	CARTE 16 ENTREES TOR ENTREES 9 A 16 DIGITAL INPUTS BOARD INPUTS 9 TO 16	00	01								
057	CARTE 16 ENTREES TOR ENTREES 9 A 16 DIGITAL INPUTS BOARD INPUTS 9 TO 16	00	01								
058	CARTE 16 ENTREES TOR ENTREES 1 A 8 DIGITAL INPUTS BOARD INPUTS 1 TO 8	00	01								
059	CARTE 16 ENTREES TOR ENTREES 9 A 16 DIGITAL INPUTS BOARD INPUTS 9 TO 16	00	01								
060	CARTE 4 ENTREES ANALOGIQUES UNIVERSELLES 4 UNIVERSAL ANALOG INPUTS BOARD	00	01	02	03						
061	CARTE 4 ENTREES ANALOGIQUES 4-20mA 4 4-20mA ANALOG INPUTS BOARD	00	01	02	03						
062	RESERVES SUR BORNES SPARES ON TERMINALS	00									
063	RESERVES SUR BORNES SPARES ON TERMINALS	00									
080	CONFIGURATION API M340 PLC M340 CONFIGURATION	00									
081	E ANA - MODULE ENTREES E ANA - INPUTS MODULAR	00	01								
082	E TOR - MODULE ENTREES ENTREES 1 A 8 E TOR - INPUTS MODULAR INPUTS 1 TO 8	00	01								
083	E TOR - MODULE ENTREES ENTREES 9 A 16 E TOR - INPUTS MODULAR INPUTS 9 TO 16	00	01								
084	E TOR - MODULE ENTREES ENTREES 17 A 24 E TOR - INPUTS MODULAR INPUTS 17 TO 24	00	01								
085	E TOR - MODULE ENTREES ENTREES 25 A 32 E TOR - INPUTS MODULAR INPUTS 25 TO 32	00	01								
086	E TOR - MODULE ENTREES ENTREES 1 A 8 E TOR - INPUTS MODULAR INPUTS 1 TO 8	00	01								
087	E TOR - MODULE ENTREES ENTREES 9 A 16 E TOR - INPUTS MODULAR INPUTS 9 TO 16	00	01								
088	E TOR - MODULE ENTREES ENTREES 17 A 24 E TOR - INPUTS MODULAR INPUTS 17 TO 24	00	01								
089	E TOR - MODULE ENTREES ENTREES 25 A 32 E TOR - INPUTS MODULAR INPUTS 25 TO 32	00	01								
090	E TOR - MODULE SORTIES SORTIES 1 A 8 E TOR - OUTPUTS MODULAR OUTPUTS 1 TO 8	00	01								
091	E TOR - MODULE SORTIES SORTIES 9 A 16 E TOR - OUTPUTS MODULAR OUTPUTS 9 TO 16	00	01								
092	E TOR - MODULE SORTIES SORTIES 17 A 25 E TOR - OUTPUTS MODULAR OUTPUTS 17 TO 24	00	01								

The technical information contained in this document is the exclusive property of Schneider Electric Industries S.A.S and cannot be used or disclosed to third parties of any kind without its written consent. Only those drawings and diagrams marked "certified" or "for construction" are to be used for the execution of the work. All diagrams are in open position, drawn out with operating mechanism discharged and all power sources off.

Les informations techniques contenues dans ce document sont la propriete exclusive de Schneider Electric Industries S.A.S et ne peuvent etre utilisees ou divulguees a des tiers quels qu'ils soient sans son accord ecrit. Seuls nous engagent les dessins marqués "certifiés" ou "pour construire". Les appareils representes sur ce schéma sont en position ouvert - désarmés - débrochés - toutes sources coupées.

Archivage
Microfilmed

PAGE RECAPITULATIVE

ARMOIRE MONITORING
PDL_IRIO
ENERYO CAILLAN

Schneider Electric

02984821

Projet - No commande Project - Order No.	Indice Rev	Folio Sheet
FPVTB0535	04	002

A3 recap 1 - 11/2006

Folio Sheet	Designation Designation	Indice de modification Revision									
093	E TOR - MODULE SORTIES SORTIES 26 A 32 E TOR - OUTPUTS MODULAR OUTPUTS 25 TO 32	00	01								
150	BORNIER : =N201+AL01-X1	00									
151	BORNIER : =N201+AL01-X3A	00									
152	BORNIER : =N201+AL01-X3B	00									
153	BORNIER : =N201+AL01-X4	00	02								
154	BORNIER : =N201+AL01-X021	00	01								
155	BORNIER : =N201+AL01-X022	00									
156	BORNIER : =N201+AL01-X031	00									
157	BORNIER : =N201+AL01-X033	00									
158	BORNIER : =N201+AL01-X034	00									
159	BORNIER : =N201+AL01-XKA1	00									
200	NOMENCLATURE	00	01	02	03						
201	NOMENCLATURE	00	01	02	03						
202	NOMENCLATURE	00	01	02	03						

The technical information contained in this document is the exclusive property of Schneider Electric Industries S.A.S and cannot be used or disclosed to third parties of any kind without its written consent. Only those drawings and diagrams marked "certified" are valid for execution. All dimensions shown in this document are in open position, drawn out with operating mechanism discharged and all power sources off.

Les informations techniques contenues dans ce document sont la propriete exclusive de Schneider Electric Industries S.A.S et ne peuvent etre utilisees ou divulguees a des tiers quels qu'ils soient sans son accord ecrit. Seuls nous engageant ont ete retenus les plans et schemas marqués "certifiés" lors de la commande. Les appareils representes sur ce schéma sont en position ouvert - désarmés - débrochés - toutes sources coupées.

Archivage
Microfilmed

PAGE RECAPITULATIVE

ARMOIRE MONITORING
PDL_IRIO
ENERYO CAILLAN

Schneider Electric

02984821

Projet - No commande Project - Order No.	Indice Rev	Folio Sheet
FPVTB0535	04	003

SYMBOLE SYMBOL	CODE	LEGENDE DESCRIPTION	SYMBOLE SYMBOL	CODE	LEGENDE DESCRIPTION	SYMBOLE SYMBOL	CODE	LEGENDE DESCRIPTION
		CONTACT A FERMETURE MAKE CONTACT			DISPOSITIF D'ACCROCHAGE EN PRISE DEVICE FOR RESTRICTING MOVEMENT BLOCKED POSITION		G	ELEMENT DE PILE OU ACCUMULATEUR PRIMARU CELL OR ACCUMULATOR
		CONTACT A OUVERTURE BREAK CONTACT			DISPOSITIF D'ACCROCHAGE LIBERE DEVICE FOR RESTRICTING MOVEMENT UNBLOCKED POSITION			
		CONTACT INVERSEUR CHANGE OVER CONTACT			TERRE DE PROTECTION EARTH PROTECTION		H	LAMPE DE SIGNALISATION SIGNAL LAMP
		CONTACT NO TEMPORISE AU TRAVAIL MAKE CONTACT DELAY WHEN OPERATING			TERRE FONCTIONNELLE FUNCTIONNAL EARTH		H	VOYANT MECANIQUE DE SIGNALISATION MECHANICAL INDICATOR
		CONTACT NF TEMPORISE AU TRAVAIL BREAK CONTACT DELAY WHEN OPERATING			TERRE EARTH		H	AVERTISSEUR HORN
		CONTACT NO TEMPORISE AU REPOS MAKE CONTACT DELAY WHEN RELEASING	P	B	COMMANDE PAR PRESSION OPERATED BY PRESSURE		H	SONNERIE HORN
		CONTACT NF TEMPORISE AU REPOS MAKE CONTACT DELAY WHEN RELEASING	U	B	COMMANDE PAR TEMPERATURE OPERATED BY TEMPERATURE			
		CONTACT DE PASSAGE A LA FERMETURE PASSING MAKE CONTACT CLOSING NOMENTARILY DURING OPERATION	h	B	COMMANDE PAR NIVEAU OPERATED BY LEVEL		KA	RELAIS - ORGANE DE COMMANDE RELAY - COIL
		CONTACT DE PASSAGE A L'OUVERTURE PASSING BREAK CONTACT CLOSING NOMENTARILY DURING OPERATION					KA	RELAIS A MISE AU REPOS RETARDEE SLOW RELEASING RELAY COIL
		CONTACT A FERMETURE ANTERIEURE AUX AUTRES CONTACTS DE L'ENSEMBLE MAKE CONTACT WICH OPERATES EARLIER RELATIVE TO THE ASSEMBLY OF CONTACT		C	CAPACITE - CONDENSATEUR CAPACITANCE - CAPACITOR		KA	RELAIS A MISE AU TRAVAIL RETARDEE SLOW OPERATING RELAY COIL
		CONTACT A FERMETURE POSTERIEURE AUX AUTRES CONTACTS DE L'ENSEMBLE MAKE CONTACT WICH OPERATES LATER RELATIVE TO THE ASSEMBLY OF CONTACT		E	RESISTANCE DE CHAUFFAGE HEATING RESISTOR		KM	CONTACTEUR CONTACTOR
		CONTACT A OUVERTURE POSTERIEURE AUX AUTRES CONTACTS DE L'ENSEMBLE BREAK CONTACT WICH OPERATES LATER RELATIVE TO THE ASSEMBLY OF CONTACT						
		CONTACT A OUVERTURE ANTERIEURE AUX AUTRES CONTACTS DE L'ENSEMBLE MAKE CONTACT WICH OPERATES EARLIER RELATIVE TO THE ASSEMBLY OF CONTACT		F	PARAFOUDRE LIGHTNING ARRESTER		P	INDICATEUR - SYMBOLE GENERAL INDICATING INSTRUMENT - GENERAL SYMBOL
		DISPOSITIF D'EMBROCHAGE WITHDRAWABLE DEVICE		F	COUPE CIRCUIT FUSE		P	ENREGISTREUR- SYMBOLE GENERAL RECORDING INSTRUMENT - GENERAL SYMBOL
		VERROUILLAGE MECANIQUE MECHANICAL INTERLOCK		F	DETECTION DE SURINTENSITE - EFFET THERMIQUE OVERCURRENT DETECTION - THERMAL EFFECT		P	COMPTEUR- SYMBOLE GENERAL INTEGRATING METER - GENERAL SYMBOL
		ENROULEMENT WINDING		F	DETECTION DE SURINTENSITE - EFFET MAGNETIQUE OVERCURRENT DETECTION - MAGNETIC EFFECT			

The technical information contained in this document is the exclusive property of Schneider Electric Industries S.A.S and cannot be used or disclosed to third parties of any kind without its written consent. Only those drawings and diagrams marked "certified for construction" are to be executed. All devices shown in the drawings are in open position, drawn out with operating mechanism discharged and all power sources off.

Les informations techniques contenues dans ce document sont la propriete exclusive de Schneider Electric Industries S.A.S et ne peuvent etre utilisees ou divulguees a des tiers quels qu'ils soient sans son accord ecrit. Seuls nous engagent ceux des schemas marques "pour construction". Les appareils representes sur ce schéma sont en position ouvert - désarmés - débrochés - toutes sources coupées.

Ind. Rev	Date Date		Archiv. Micro-filmed	Ind. Rev	Date Date		Archiv. Micro-filmed
00	21/02/2011	Edition originale / First issue					
		Modification / Modification				Modification / Modification	

LISTE DES SYMBOLES

SCHEDULE OF SYMBOLS

ARMOIRE MONITORING
PDL_IRIO
ENERYO CAILLAN

Schneider Electric

02984821

Projet - No commande Project - Order No.	Indice Rev	Folio Sheet
FPVTB0535	00	010

A3 suite - 11/2006

SYMBOLE SYMBOL	CODE	LEGENDE DESCRIPTION	SYMBOLE SYMBOL	CODE	LEGENDE DESCRIPTION	SYMBOLE SYMBOL	CODE	LEGENDE DESCRIPTION
	Q	INTERRUPTEUR SWITCH		S	COMMANDE PAR LEVIER OPERATED BY LEVER		U	CONVERTISSEUR TRANSDUCER
	Q	DISJONCTEUR CIRCUIT BREAKER		S	COMMANDE PAR CLEF OPERATED BY KEY			
	Q	SECTIONNEUR DISCONNECTOR (ISOLATOR)		S	TL OU TPL POUR SECTIONNEUR DISCREPANCY SWITCH FOR DISCONNECTOR		V	FONCTION REDRESSEUSE RECTIFYING FUNCTION
	Q	INTERRUPTEUR SECTIONNEUR SWITCH DISCONNECTOR		S	TL OU TPL POUR DISJONTEUR DISCREPANCY SWITCH FOR CB			
	Q	COMMANDE PAR MOTEUR OPERATED BY MOTOR		S	BOITIER DE SIGNALISATION ALARM ANNUNCIATOR			
	R	SHUNT SHUNT		T	TRANSFORMATEUR DE COURANT UNIIFILAIRE CURRENT TRANSFORMER SLD		X	BOITE D'ESSAI TEST BLOCK
	R	RESISTANCE RESISTOR		T	TRANSFORMATEUR DE COURANT MULTIFILAIRE CURRENT TRANSFORMER TRIPOLAR DRAWING		X	BORNE SIMPLE ORDINARY TERMINAL BLOCK
				T	TRANSFORMATEUR DE TENSION MULTIFILAIRE VOLTAGE TRANSFORMER TRIPOLAR DRAWING		X	BORNE SECTIONABLE INTERRUPTIBLE TERMINAL BLOCK
	S	CONTACT DE POSITION NO MAKE CONTACT OF LIMIT SWITCH		T	ENROULEMENT DE TRANFORMATEUR DE PUISSANCE - MULTIFILAIRE POWER TRANSFORMER WINDING - TRIPOLAR DRAWING		X	BORNE FUSIBLE FUSE CARIER TERMINAL BLOCK
	S	CONTACT DE POSITION NF BREAK CONTACT OF LIMIT SWITCH		T	ENROULEMENT DE TRANFORMATEUR DE PUISSANCE - MULTIFILAIRE POWER TRANSFORMER WINDING - TRIPOLAR DRAWING		X	BORNE DIODE DIODE TERMINAL BLOCK
	S	COMMUTATEUR UNIPOLAIRE A N DIRECTIONS SINGLE POLE N POSITIONS SWITCH		T	TRANFORMATEUR DE PUISSANCE - UNIFILAIRE POWER TRANSFORMER - SLD		X	BORNE RESISTANCE RESISTOR TERMINAL BLOCK
	S	COMMANDE PAR POUSSOIR OPERATED BY PUSHING		T	AUTOTRANFORMATEUR DE PUISSANCE - UNIFILAIRE POWER AUTOTRANSFORMER WINDING - SLD		X	BROCHE MALE DE CONNECTEUR MAL CONNECTOR PIN
	S	COMMANDE PAR TIRETTE OPERATED BY PULLING		T	TRANSFORMATEUR D'ISOLEMENT ISOLATING TRANSFORMER		X	BROCHE FEMELLE DE CONNECTEUR FEMALE CONNECTOR PIN
	S	COMMANDE ROTATIVE OPERATED BY TURNING						
	S	BOUTON POUSSOIR COUP DE POING EMERGENCY SWITCH						

The technical information contained in this document is the exclusive property of Schneider Electric Industries S.A.S and cannot be used or disclosed to third parties of any kind without its written consent. Only those drawings and diagrams specifically referred to in the contract are binding. All drawings are in the diagrams are in open position, drawn out with operating mechanism discharged and all power sources off.

Les informations techniques contenues dans ce document sont la propriete exclusive de Schneider Electric Industries S.A.S et ne peuvent etre utilisees ou divulguees a des tiers quels qu'ils soient sans son accord ecrit. Seuls nous engageant sur ce schéma sont en position ouvert - désarmés - débrochés - toutes sources coupées.

Ind. Rev	Date Date	Modification / Modification	Archiv. Micro-filmed	Ind. Rev	Date Date	Modification / Modification	Archiv. Micro-filmed
00	21/02/2011	Edition originale / First issue					

LISTE DES SYMBOLES

SCHEDULE OF SYMBOLS

ARMOIRE MONITORING
PDL_IRIO
ENERYO CAILLAN

Schneider Electric

02984821

Projet - No commande Project - Order No.	Indice Rev	Folio Sheet
FPVTB0535	00	011

A3 suite - 11/2006

LE REPERAGE DES APPAREILS EST CONFORME A LA NORME CEI. ADDITION DE 4 BLOCS DE CARACTERES

= ANN	+ AANN	- AA*N*N	: CC*C*
bloc 1*	bloc 2	bloc 3	bloc 4

A = Alphabétique
N = Numérique
C = Alphanumérique
* = facultatif

Ex : =D01 +AB01 -KA1 :13

- :13 — repère du N° de borne
- -KA1 — repère du matériel (racine et n° d'ordre)
- +AB01 — repère de l'emplacement physiquel (zone ; localisation)
- =D01 — repère essentiel (ensemble ou fonction)

bloc 1 =ANN "=" symbole distinctif repère essentiel

Repère principal caractérisant chaque subdivision importante d'une installation ou ensemble (fonctionnel). Il est facultatif.
Le 1° caractère est choisi dans la "TABLE 1.
Cette table donne les lettres repères des niveaux de tension et des fonctions non spécifiques à une travée ou un niveau de tension.

bloc 2 +AANN "+" symbole distinctif repère de l'emplacement physique

Repère de l'adresse physique du matériel.
Repère de l'équipement qui contient le matériel (choix des deux premiers caractères dans la "TABLE 2").

bloc 3 -AA*N*N "-" symbole distinctif repère matériel

Repère complet du nom de l'appareil. La première lettre indique la fonction générale de l'appareil. Choix "TABLE 3".

bloc 4 :CC*C* ":" symbole distinctif repère du N° de borne

Repère composé indifféremment de lettres ou de chiffres.

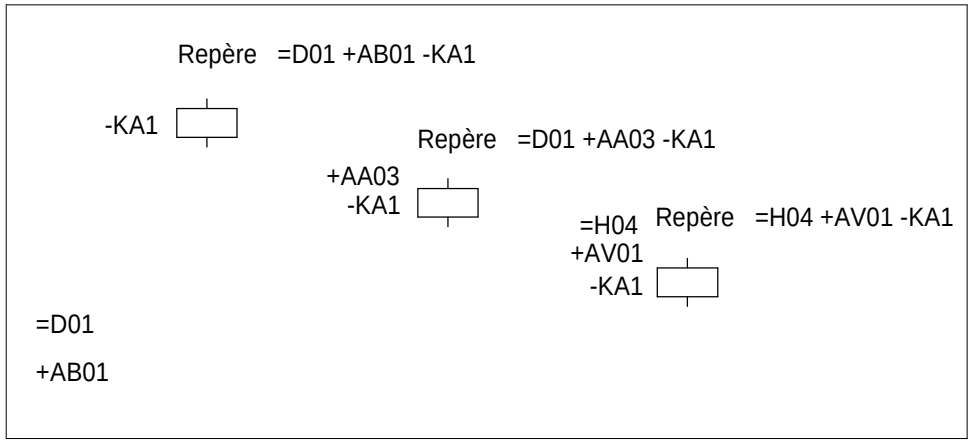

ACCORDING TO STANDARD, MARKING OF EQUIPMENTS IS MADE WITH 4 BLOCKS OF CHARACTERS

= ANN	+ AANN	- AA*N*N	: CC*C*
block 1*	block 2	block 3	block 4

A = Alphabetic
N = Numeric
C = Alphanumeric
* = optional

Ex : =D01 +AB01 -KA1 :13

- :13 — terminal designation
- -KA1 — identification of item (root & sequence N°)
- +AB01 — location of item (zone ; location)
- =D01 — higher-level designation (set or function)

block 1 =ANN "=" distinctive symbol higher level designation

Item designation for any major part of plant or function. Optional.
First character is given by "TABLE 1".
This table gives codes for voltage levels and for no attached functions to a particular bay or voltage level.

block 2 +AANN "+" distinctive symbol location of item

Designation for location item.
Indicates equipment wich conttains the item (choice of the 2 first characters "TABLE 2").

block 3 -AA*N*N "-" distinctive symbol identification of item

Complete designation of item identification. 1st character indicates general function of item. Choice "TABLE 3".

block 4 :CC*C* ":" distinctive symbol terminal designation

Designation composed of letters or numbers.

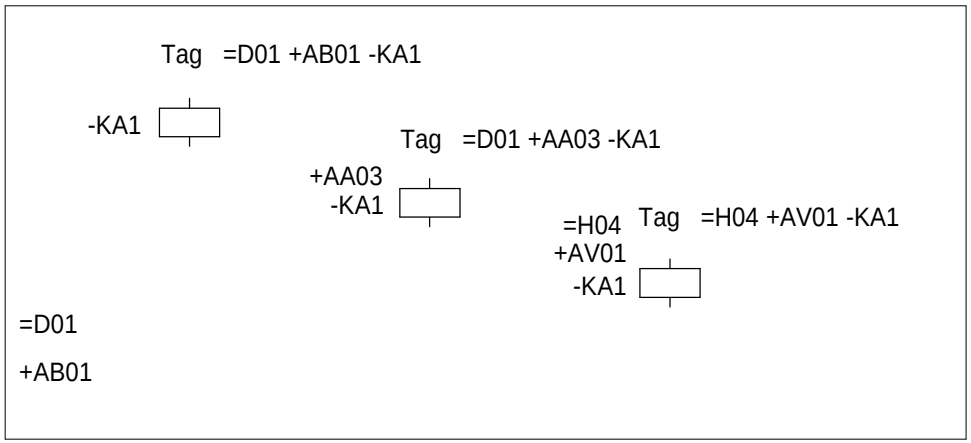

The technical information contained in this document is the exclusive property of Schneider Electric Industries S.A.S and cannot be used or disclosed to third parties of any kind without its written consent. Only those drawings and information specifically agreed to in writing may be used in connection with the execution of the contract. All drawings are in open position, drawn out with operating mechanism discharged and all power sources off.

Les informations techniques contenues dans ce document sont la propriete exclusive de Schneider Electric Industries S.A.S et ne peuvent etre utilisees ou divulguees a des tiers quels qu'ils soient sans son accord ecrit. Seuls nous engageant ont ete verifiés les plans et schemas mis a disposition dans le cadre de l'execution du contrat. Les appareils representes sur ce schéma sont en position ouvert - désarmés - débrochés - toutes sources coupées.

Ind. Rev	Date Date	Modification / Modification	Archiv. Micro-filmed	Ind. Rev	Date Date	Modification / Modification	Archiv. Micro-filmed
00	21/02/2011	Edition originale / First issue					

PRINCIPE DE REPERAGE
PRINCIPLE OF MARKING

ARMOIRE MONITORING
PDL_IRIO
ENERYO CAILLAN

Schneider Electric

02984821

Projet - No commande / Project - Order No.	Indice Rev	Folio Sheet
FPVTB0535	00	012

A3 suite - 11/2006

The technical information contained in this document is the exclusive propery of Schneider Electric Industries S.A.S and cannot be used or disclosed to third parties of any kind without its written consent. Only those drawings and documents marked "for order" are binding for execution. Drawings shown in the diagrams are in open position, drawn out with operating mechanism discharged and all power sources off.

Les informations techniques contenues dans ce document sont la propriete exclusive de Schneider Electric Industries S.A.S et ne peuvent etre utilisees ou divulguees a des tiers quels qu'ils soient sans son accord ecrit. Seuls nous engageant pour execution, les plans etablis "a commander" et les documents "a la commande". Les appareils representes sur ce schéma sont en position ouvert - désarmés - débrochés - toutes sources coupées.

NIVEAUX DE TENSION

LETTRES	TENSIONS
B	> 420kV
C	380 à 419kV
D	220 à 379kV
E	110 à 219kV
F	60 à 109kV
G	45 à 59kV
H	30 à 44kV
J	20 à 29kV
K	10 à 19kV
L	6 à 9kV
M	1 à 5kV
N0	500 - 999VCA
N1	300 - 499VCA
N2	50 - 299VCA
N3	< 49VCA
N5	> 250VCC
N6	150 - 249VCC
N7	50 - 149VCC
N8	25 - 49VCC
N9	< 24VCC

FONCTIONS NON SPECIFIQUES A UNE TRAVEE OU A UN NIVEAU DE TENSION

LETTRES	FONCTIONS
Q	MESURE - COMPTAGE - ENREGISTREMENT
R	PROTECTIONS
S	ECLAIRAGE - CLIMATISATION - INSTAL DOMESTIQUE
T	TRANSFORMATEUR
U	COMMUNS - TRANCHE GENERALE
V	
W	INTERFACES
X	CONSIGNATEURS - OSCILLOPERTURBOGRAPHE
Y	SYSTEME TELECOMMUNICATION
Z	CABLE

Le numéro de la travée est donné par deux chiffres caractéristiques de 01 à 99.
Les chiffres "00" sont utilisés pour les équipements communs à un niveau de tension et plusieurs travées.

ex : =E00, repère essentiel de l'ensemble fonctionnel commun à toutes les travées 132kV.
+E00.AB01, armoire de relayage N°1 (protection bar re)

EXEMPLES : +E04 Indique que l'emplacement appartient en totalité à la travée 110kV N°04
=C05 Indique la travée 400kV N°05
=R01 Indique l'ensemble fonctionnel "PROTECTION INCENDIE" N°01

LEVEL VOLTAGE

LETTRES	VOLTAGE
B	> 420kV
C	380 à 419kV
D	220 à 379kV
E	110 à 219kV
F	60 à 109kV
G	45 à 59kV
H	30 à 44kV
J	20 à 29kV
K	10 à 19kV
L	6 à 9kV
M	1 à 5kV
N0	500 - 999VAC
N1	300 - 499VAC
N2	50 - 299VAC
N3	< 49VAC
N5	> 250VDC
N6	150 - 249VDC
N7	50 - 149VDC
N8	25 - 49VDC
N9	< 24VDC

NO ATTACHED FUNCTIONS TO A PARTICULAR BAY OR A VOLTAGE LEVEL

LETTRES	VOLTAGE
Q	MEASURING - RECORDING - METERING
R	PROTECTIONS
S	LIGHTING, AIR CONDITIONING, DOMESTIC
T	TRANSFORMER
U	COMMONS
V	
W	INTERFACES
X	EVENTS & FAULT RECORDER, SUPERVISION
Y	TELECOMMUNICATION SYSTEM, ALARMS STATUS
Z	CABLE

Bay number is given by two figures from 01 to 99.
Figures "00" are used for common equipment to a voltage level and several bays

eg ; =E00, higher level of designation 132kV busbar
+E00, AB01, 132kV common relaying cubicle N°1 (bus bar protection)

EXAMPLES : +E04 Indicates that the localisation is fully attached to bay 110kV N°04
=C05 Indicates bay 400kV N°05
=R01 Indicates the function "FIRE PROTECTION" N° 01

Ind. Rev	Date Date	Modification / Modification	Archiv. Micro-filmed	Ind. Rev	Date Date	Modification / Modification	Archiv. Micro-filmed
00	21/02/2011	Edition originale / First issue					

REPERES ESSENTIELS
- TABLE 1 -

HIGHER-LEVEL DESIGNATION
- TABLE 1 -

ARMOIRE MONITORING
PDL_IRIO
ENERYO CAILLAN

Schneider Electric

02984821

Projet - No commande Project - Order No.	Indice Rev	Folio Sheet
FPVTB0535	00	013

A3 suite - 11/2006

CODE	DESIGNATION
AC	Tableau de commande et protection Control and relay board
AD	Tableau de comptage - mesure Metering - Measuring board
AE	Armoire enregistreur de pertubations Fault recorder cubicle
AF	Armoire de travée Marshalling kiosk
AG	Coffret intensité Current box
AH	Coffret tension Voltage box
AJ	Armoire - coffret d'éclairage Lighting cubicle - box
AL	Armoire monitoring de livraison (PDL) Monitoring delivery board (PDL)
AM	Coffret auxiliaires transformateur Transformer auxiliaries box
AN	Coffret régleur transformateur On load tap changer box
AO	Armoire / coffret synchro Synchro panel
AP	Armoire monitoring de transformation (PTR) Monitoring transformer board (PTR)

CODE	DESIGNATION
AQ	Armoire contrôle et régulation tension du transformateur Transformer auto voltage regulation cubicle
AS	Armoire auxiliaires courant alternatif AC low voltage auxiliaries cubicle
AT	Armoire auxiliaires courant continu DC low voltage auxiliaries cubicle
AU	Armoire auxiliaires groupe de secours Emergency generator auxiliaries cubicle
AV	Caisson-coffret BT des cellules MT MV SWGR low voltage cubicle-box
AW	Armoire des auxiliaires disjoncteur Circuit breaker auxiliaries cubicle
AX	Armoire des auxiliaires sectionneur Disconnecting switch auxiliaries cubicle

The technical information contained in this document is the exclusive property of Schneider Electric Industries S.A.S and cannot be used or disclosed to third parties of any kind without its written consent. Only those drawings and diagrams specifically ordered are valid and are shown in the voltages are in open position, drawn out with operating mechanism discharged and all power sources off.

Les informations techniques contenues dans ce document sont la propriete exclusive de Schneider Electric Industries S.A.S et ne peuvent etre utilisees ou divulguees a des tiers quels qu'ils soient sans son accord ecrit. Seuls nous engageant sur ce schéma sont en position ouvert - désarmés - débrochés - toutes sources coupées.

Ind. Rev	Date Date			Ind. Rev	Date Date		Archiv. Micro-filmed
00	21/02/2011	Edition originale / First issue					

REPERAGE EMPLACEMENTS PHYSIQUES
- TABLE 2 -

LOCATIONS OF ITEMS
- TABLE 2 -

ARMOIRE MONITORING
PDL_IRIO
ENERYO CAILLAN

Schneider Electric

02984821

Projet - No commande Project - Order No.	Indice Rev	Folio Sheet
FPVTB0535	00	014

A3 suite - 11/2006

CODE	DESIGNATION - (Famille de symbole) / (Family of symbol)
A	Ensemble, Sous-ensemble - (démarreur de moteur, automates) Assemblie, Subassemblie - (motor starter, programmable logic device)
B	Transducteur de grandeur non électrique en grandeur électrique - (détecteur, capteur) Transducer from non electrical to electrical quantity - (detector, sensor)
C	Condensateur Capacitor
D	Operateur binaire, Mise en mémoire, Temporisation Binary operator, Storage device delay, Delay device
E	Matériel divers - (chauffage, éclairage, divers) Miscellaneous - (heating, lighting, various)
F	Dispositif de protection - (fusible, protection, relais thermique & magnétique, relais de mesure) Protective device - (fuse, thermal & magnetic relay, measuring relay)
G	Générateur, Alimentation de puissance - (générateur, batterie) Generator, Power supply - (generator, battery)
H	Dispositif de signalisation - (signalisation) Signalling device - (signalling)
KA	Relais, Contacteur - (relais auxiliaire, contact) Relay, Contactor - (auxiliairy relay, contact)
KM	Relais, Contacteur - (contacteur de puissance, contact) Relay, Contactor - (power contactor, contact)
L	Reactance - (inductance) Reactor - (inductance)
M	Moteur Motor
N	Dispositif analogique-numérique Analogue digital device
P	Instruments de mesure - (appareil de mesure, indicateur, enregistreur) Measuring equipment - (measuring instrument)
Q	Appareil de connexion pour circuit de puissance - (disjoncteur, interrupteur, sectionneur, contacteur disj) Switching device for power circuit - (circuit breaker,switch, disconnector,circuit breaker contactor)

CODE	DESIGNATION - (Famille de symbole) / (Family of symbol)
R	Résistance - (résistance, shunt) Resistor - (resistor, shunt)
S	Appareil de connexion pour circuit de conduite, Selecteur - (bouton, commutateur,fin de course) Switching device for control, Circuit-selector - (button, turn switch, limit switch)
T	Transformateur Transformer
U	Transducteur, Convertisseur Transducer, Converter
V	Semiconducteur Semiconductor
W	Conducteur - Câble Conductor - Cable
X	Bornes - (prise de courant, répartiteur, borne) Terminals - (plug-in soket, distributor, terminal)
Y	Appareil mécanique actionné électriquement - (frein, électrovane) Electrical operated mechanical device - (brake, electrovalve)
Z	Régulateur, Filtre, Correcteur Regulator, Filter, Compandor

The technical information contained in this document is the exclusive property of Schneider Electric Industries S.A.S and cannot be used or disclosed to third parties of any kind without its written consent. Only those drawings and diagrams specified in writing by Schneider Electric are valid for execution. All drawings shown in this document are in open position, drawn out with operating mechanism discharged and all power sources off.

Les informations techniques contenues dans ce document sont la propriete exclusive de Schneider Electric Industries S.A.S et ne peuvent etre utilisees ou divulguees a des tiers quels qu'ils soient sans son accord ecrit. Seuls nous engageant sur ce schéma sont en position ouvert - désarmés - débrochés - toutes sources coupées.

Ind. Rev	Date Date	Modification / Modification	Archiv. Micro-filmed	Ind. Rev	Date Date	Modification / Modification	Archiv. Micro-filmed
00	21/02/2011	Edition originale / First issue					

REPERAGE DES MATERIELS
- TABLE 3 -

IDENTIFICATION ITEMS
- TABLE 3 -

ARMOIRE MONITORING
PDL_IRIO
ENERYO CAILLAN

Schneider Electric

02984821

Projet - No commande Project - Order No.	Indice Rev	Folio Sheet
FPVTB0535	00	015

A3 suite - 11/2006

The technical information contained in this document is the exclusive property of Schneider Electric Industries S.A.S and cannot be used or disclosed to third parties of any kind without its written consent. Only those drawings and diagrams marked "certified" are to be used for execution. All drawings shown in this document are in open position, drawn out with operating mechanism discharged and all power sources off.

Les informations techniques contenues dans ce document sont la propriete exclusive de Schneider Electric Industries S.A.S et ne peuvent etre utilisees ou divulguees a des tiers quels qu'ils soient sans son accord ecrit. Seuls nous engageant sur ce schéma sont les plans et schemas marqués "certifié" lorsque les appareils représentés sont en position ouvert - désarmés - débrochés - toutes sources coupées.

ETIQUETTE A
COLLEE A L'INTERIEUR DE L'ARMOIRE
EN HAUT SUR LE FLANC GAUCHE

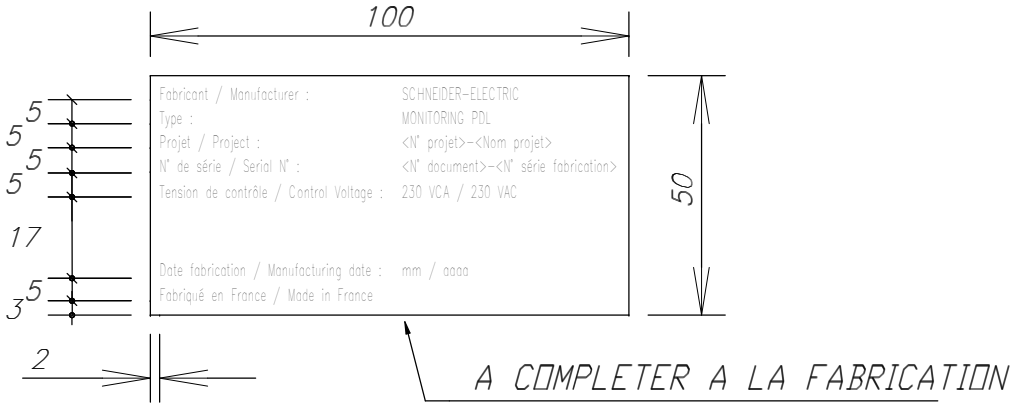

PLAQUE DILOPHANE GRAVEE AUTO-ADHESIVE
ECRITURE NOIRE SUR FOND BLANC
HAUTEUR DES LETTRES : 2.5 mm
CARACTERES : HELVETICA-NARROW

Ind. Rev	Date Date	Modification / Modification	Archiv. Micro-filmed	Ind. Rev	Date Date	Modification / Modification	Archiv. Micro-filmed
00	21/02/2011	Edition originale / First issue					

MARQUAGE
NAME PLATE

ARMOIRE MONITORING
PDL_IRIO
ENERYO CAILLAN

Schneider Electric

02984821

Projet - No commande / Project - Order No.	Indice / Rev	Folio / Sheet
FPVTB0535	00	019

A3 suite - 11/2006

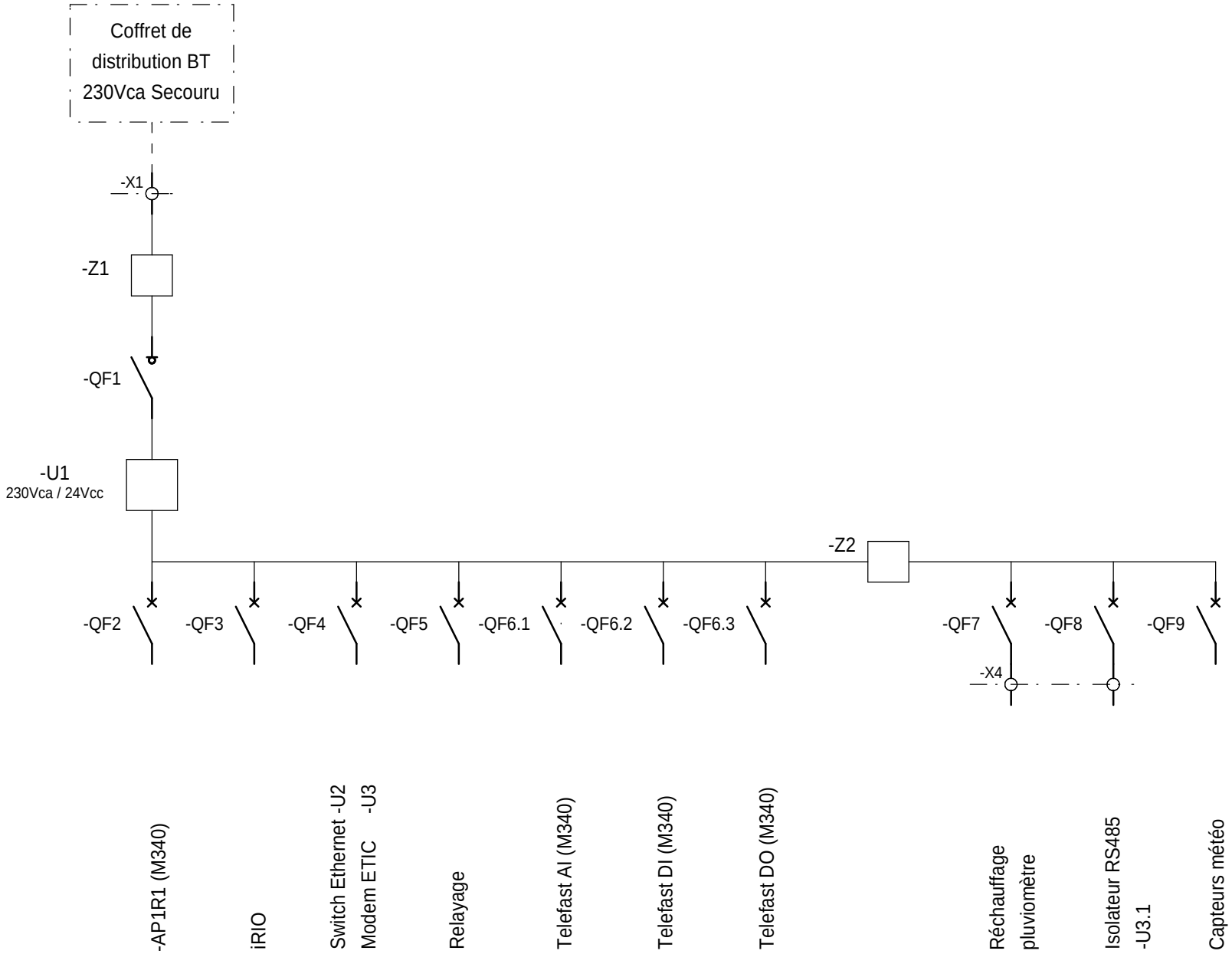

The technical information contained in this document is the exclusive property of Schneider Electric Industries S.A.S and cannot be used or disclosed to third parties of any kind without its written consent. Only those drawings and diagrams marked "for execution" are to be used for execution. All devices shown in the drawings are in open position, drawn out with operating mechanism discharged and all power sources off.

Les informations techniques contenues dans ce document sont la propriete exclusive de Schneider Electric Industries S.A.S et ne peuvent etre utilisees ou divulguees a des tiers quels qu'ils soient sans son accord ecrit. Seuls nous engageant a ce qui est explicitement indique "a executer". Les appareils representes sur ce schéma sont en position ouvert - désarmés - débrochés - toutes sources coupées.

Ind. Rev	Date Date	Modification / Modification	Archiv. Micro-filmed	Ind. Rev	Date Date	Modification / Modification	Archiv. Micro-filmed
02	25/03/2011	Modification cablage module A031					
00	21/02/2011	Edition originale / First issue					

UNIFILAIRE

SINGLE LINE DIAGRAM

ARMOIRE MONITORING
PDL_IRIO
ENERYO CAILLAN

Schneider Electric

02984821

Projet - No commande / Project - Order No.	Indice / Rev	Folio / Sheet
FPVTB0535	02	020

A3 suite - 11/2006

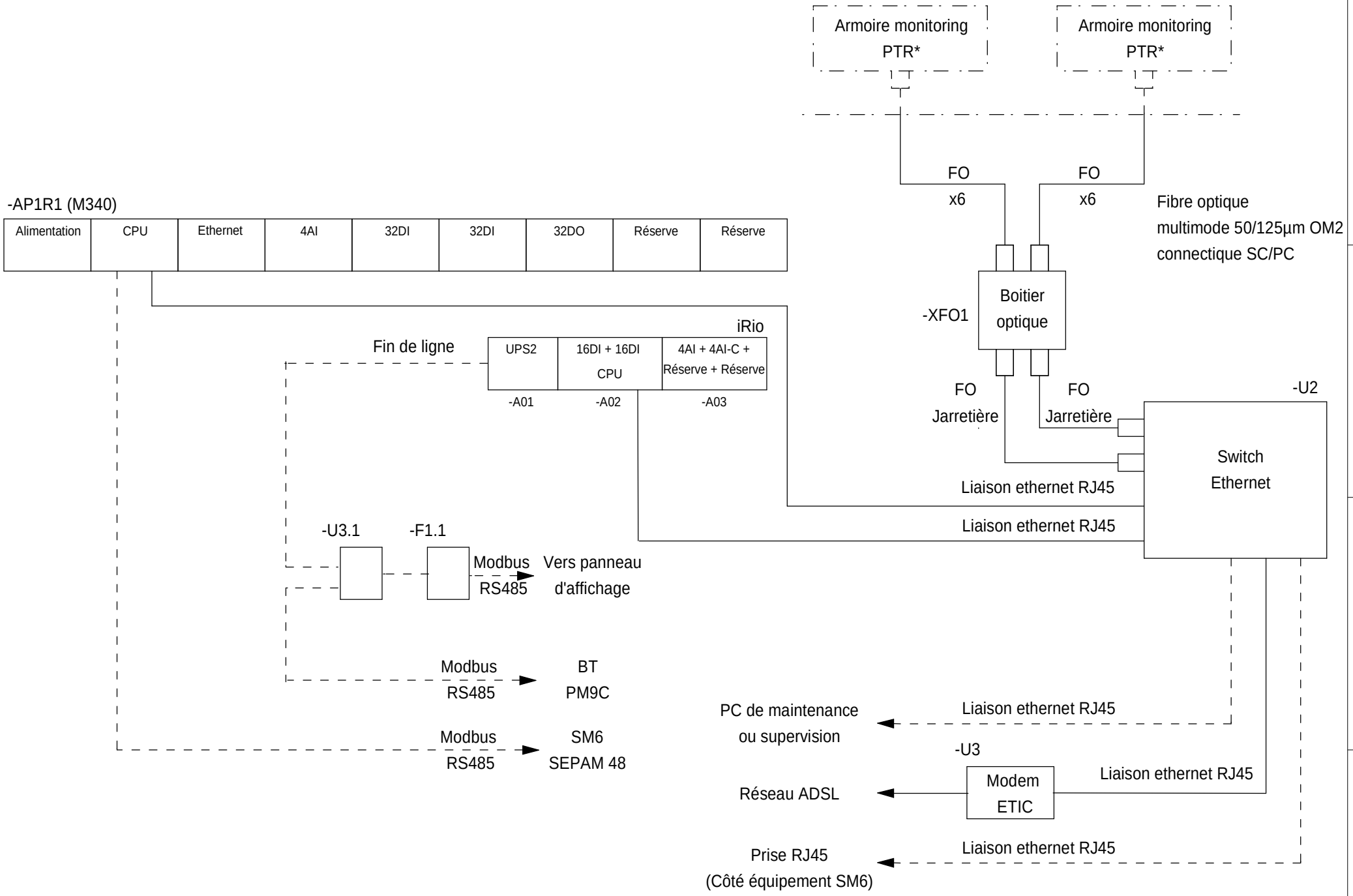

The technical information contained in this document is the exclusive property of Schneider Electric Industries S.A.S and cannot be used or disclosed to third parties of any kind without its written consent. Only those drawings and diagrams marked "certified" are valid for execution. All drawings are in the voltage free state and are in open position, drawn out with operating mechanism discharged and all power sources off.

Les informations techniques contenues dans ce document sont la propriete exclusive de Schneider Electric Industries S.A.S et ne peuvent etre utilisees ou divulguees a des tiers quels qu'ils soient sans son accord ecrit. Seuls nous engageant sur ce schéma sont en position ouvert - désarmés - débrochés - toutes sources coupées.

Ind. Rev	Date Date	Modification / Modification	Archiv. Micro-filmed	Ind. Rev	Date Date	Modification / Modification	Archiv. Micro-filmed
02	25/03/2011	Modification cablage module A031					
00	21/02/2011	Edition originale / First issue					

UNIFILAIRE

SINGLE LINE DIAGRAM

ARMOIRE MONITORING
PDL_IRIO
ENERYO CAILLAN

Schneider Electric

02984821

Projet - No commande Project - Order No.	Indice Rev	Folio Sheet
FPVTB0535	02	021

A3 suite - 11/2006

The technical information contained in this document is the exclusive property of Schneider Electric Industries S.A.S and cannot be used or disclosed to third parties of any kind without its written consent. Only those drawings and diagrams marked "for execution" are to be used for execution. All drawings show the voltages are in open position, drawn out with operating mechanism discharged and all power sources off.

Les informations techniques contenues dans ce document sont la propriete exclusive de Schneider Electric Industries S.A.S et ne peuvent etre utilisees ou divulguees a des tiers quels qu'ils soient sans son accord ecrit. Seuls nous engageant sur ce schéma sont en position ouvert - désarmés - débrochés - toutes sources coupées.

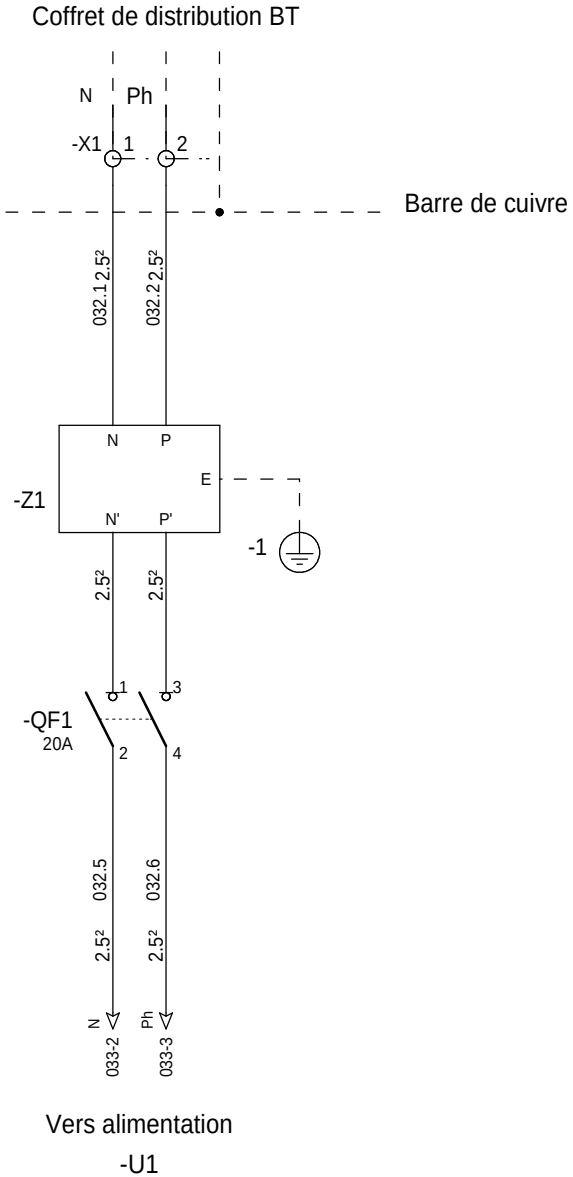

=N201
+AL01

Ind. Rev	Date Date	Modification / Modification	Archiv. Micro-filmed	Ind. Rev	Date Date	Modification / Modification	Archiv. Micro-filmed
00	21/02/2011	Edition originale / First issue					

ALIMENTATION 230VCA

230VAC POWER SUPPLY

ARMOIRE MONITORING
PDL_IRIO
ENERYO CAILLAN

Schneider Electric

02984821

Projet - No commande / Project - Order No.	Indice Rev	Folio Sheet
FPVTB0535	00	032

A3 suite - 01/2008

The technical information contained in this document is the exclusive property of Schneider Electric Industries S.A.S and cannot be used or disclosed to third parties of any kind without its written consent. Only those drawings and diagrams marked "certified" are to be used for execution of the work. All drawings shown in this document are in open position, drawn out with operating mechanism discharged and all power sources off.

Les informations techniques contenues dans ce document sont la propriete exclusive de Schneider Electric Industries S.A.S et ne peuvent etre utilisees ou divulguees a des tiers quels qu'ils soient sans son accord ecrit. Seuls nous engagent auxdits documents les plans et schemas annotes "certifie" et les dessins representant l'appareillage en position ouvert - désarmés - débrochés - toutes sources coupées.

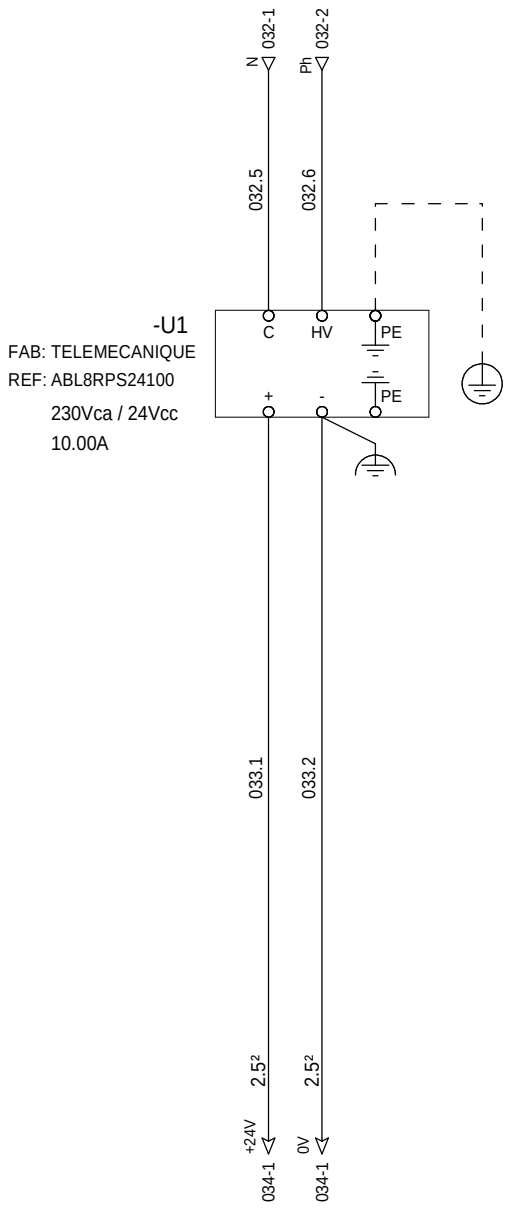

Alimentation
24Vcc

=N201
+AL01

Ind. Rev	Date Date	Modification / Modification	Archiv. Micro-filmed	Ind. Rev	Date Date	Modification / Modification	Archiv. Micro-filmed
00	21/02/2011	Edition originale / First issue					

ALIMENTATION 24VCC

24VDC POWER SUPPLY

ARMOIRE MONITORING
PDL_IRIO
ENERYO CAILLAN

Schneider Electric

02984821

Projet - No commande Project - Order No.	Indice Rev	Folio Sheet
FPVTB0535	00	033

A3 suite - 01/2008

The technical information contained in this document is the exclusive property of Schneider Electric Industries S.A.S and cannot be used or disclosed to third parties of any kind without its written consent. Only those drawings and diagrams marked "certified" are to be used for execution. All devices shown in the diagrams are in open position, drawn out with operating mechanism discharged and all power sources off.

Les informations techniques contenues dans ce document sont la propriete exclusive de Schneider Electric Industries S.A.S et ne peuvent etre utilisees ou divulguees a des tiers quels qu'ils soient sans son accord ecrit. Seuls nous engageant sur ce schéma sont en position ouvert - désarmés - débrochés - toutes sources coupées.

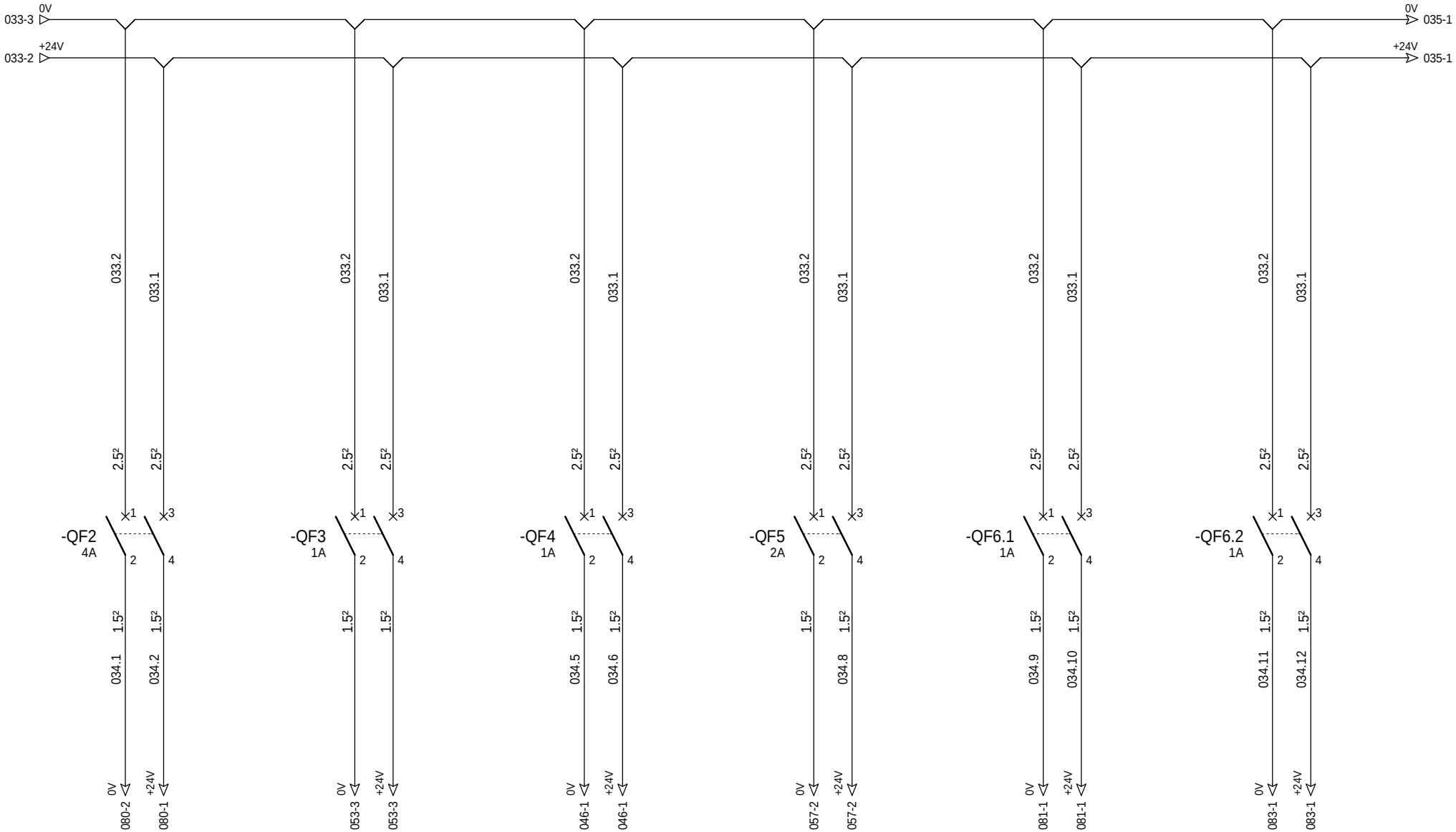

Alimentation 24Vcc -AP1R1 (M340)

Alimentation 24Vcc iRIO

Alimentation 24Vcc Switch Ethernet -U2 & Modem ETIC -U3

Alimentation 24Vcc Relayage

Alimentation 24Vcc Telefast AI (M340)

Alimentation 24Vcc Telefast DI (M340)

=N201
+AL01

Ind. Rev	Date Date	Modification / Modification	Archiv. Micro-filmed	Ind. Rev	Date Date	Modification / Modification	Archiv. Micro-filmed
00	21/02/2011	Edition originale / First issue					

DISTRIBUTION DES POLARITES 24VCC

24VDC DISTRIBUTION

ARMOIRE MONITORING
PDL_IRIO
ENERYO CAILLAN

Schneider Electric

02984821

Projet - No commande / Project - Order No.	Indice / Rev	Folio / Sheet
FPVTB0535	00	034

A3 suite - 01/2008

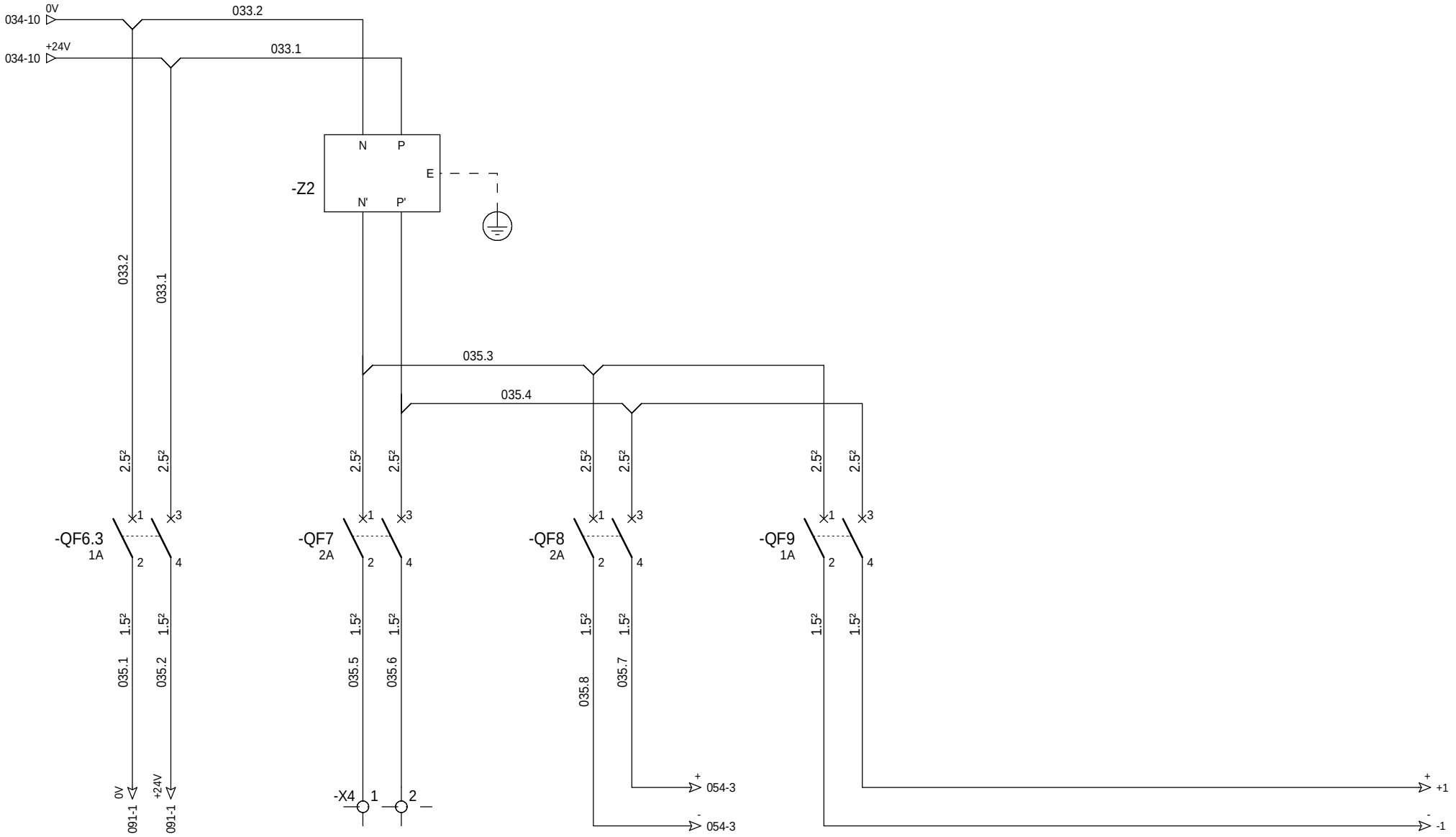

Alimentation 24Vcc
Telefast DO (M340)

Alimentation 24Vcc
Réchauffage
pluviomètre

Alimentation Isolateur RS485
-U3.1

Alimentation 24Vcc
capteurs météo

=N201
+AL01

The technical information contained in this document is the exclusive property of Schneider Electric Industries S.A.S and cannot be used or disclosed to third parties of any kind without its written consent. Only those drawings and diagrams marked "for execution" or "for approval" may be used for execution. All drawings shown in this document are in open position, drawn out with operating mechanism discharged and all power sources off.

Les informations techniques contenues dans ce document sont la propriete exclusive de Schneider Electric Industries S.A.S et ne peuvent etre utilisees ou divulguees a des tiers quels qu'ils soient sans son accord ecrit. Seuls nous engagent ceux des documents marques "a fin d'execution" et "a fin d'approbation". Les appareils representes sur ce schéma sont en position ouvert - désarmés - débrochés - toutes sources coupées.

Ind. Rev	Date Date	Modification / Modification	Archiv. Micro-filmed	Ind. Rev	Date Date	Modification / Modification	Archiv. Micro-filmed
02	25/03/2011	Modification cablage module A031					
00	21/02/2011	Edition originale / First issue					

DISTRIBUTION DES POLARITES 24VCC

24VDC DISTRIBUTION

ARMOIRE MONITORING
PDL_IRIO
ENERYO CAILLAN

Schneider Electric

02984821

Projet - No commande Project - Order No.	Indice Rev	Folio Sheet
FPVTB0535	02	035

A3 suite - 01/2008

The technical information contained in this document is the exclusive property of Schneider Electric Industries S.A.S and cannot be used or disclosed to third parties of any kind without its written consent. Only those drawings and diagrams marked "certified" are valid for execution. All drawings are shown in the designs are in open position, drawn out with operating mechanism discharged and all power sources off.

Les informations techniques contenues dans ce document sont la propriete exclusive de Schneider Electric Industries S.A.S et ne peuvent etre utilisees ou divulguees a des tiers quels qu'ils soient sans son accord ecrit. Seuls nous engageant sur ce schéma sont en position ouvert - désarmés - débrochés - toutes sources coupées.

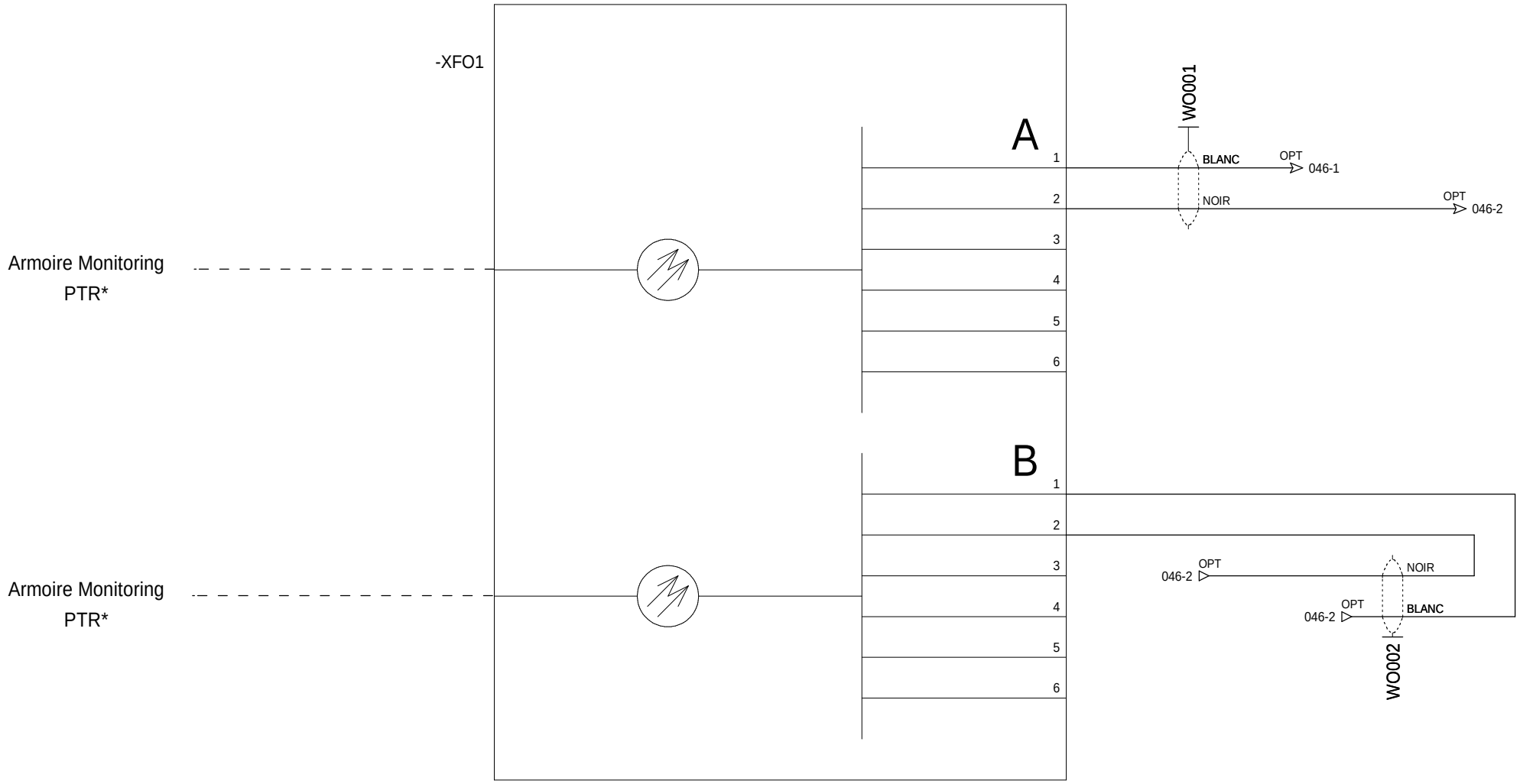

=N201
+AL01

Ind. Rev	Date Date	Modification / Modification	Archiv. Micro-filmed	Ind. Rev	Date Date	Modification / Modification	Archiv. Micro-filmed
00	21/02/2011	Edition originale / First issue					

COFFRET OPTIQUE
FIDJI V2

OPTICAL BOX
FIDJI V2

ARMOIRE MONITORING
PDL_IRIO
ENERYO CAILLAN

Schneider Electric

02984821

Projet - No commande / Project - Order No.	Indice Rev	Folio Sheet
FPVTB0535	00	045

A3 suite - 01/2008

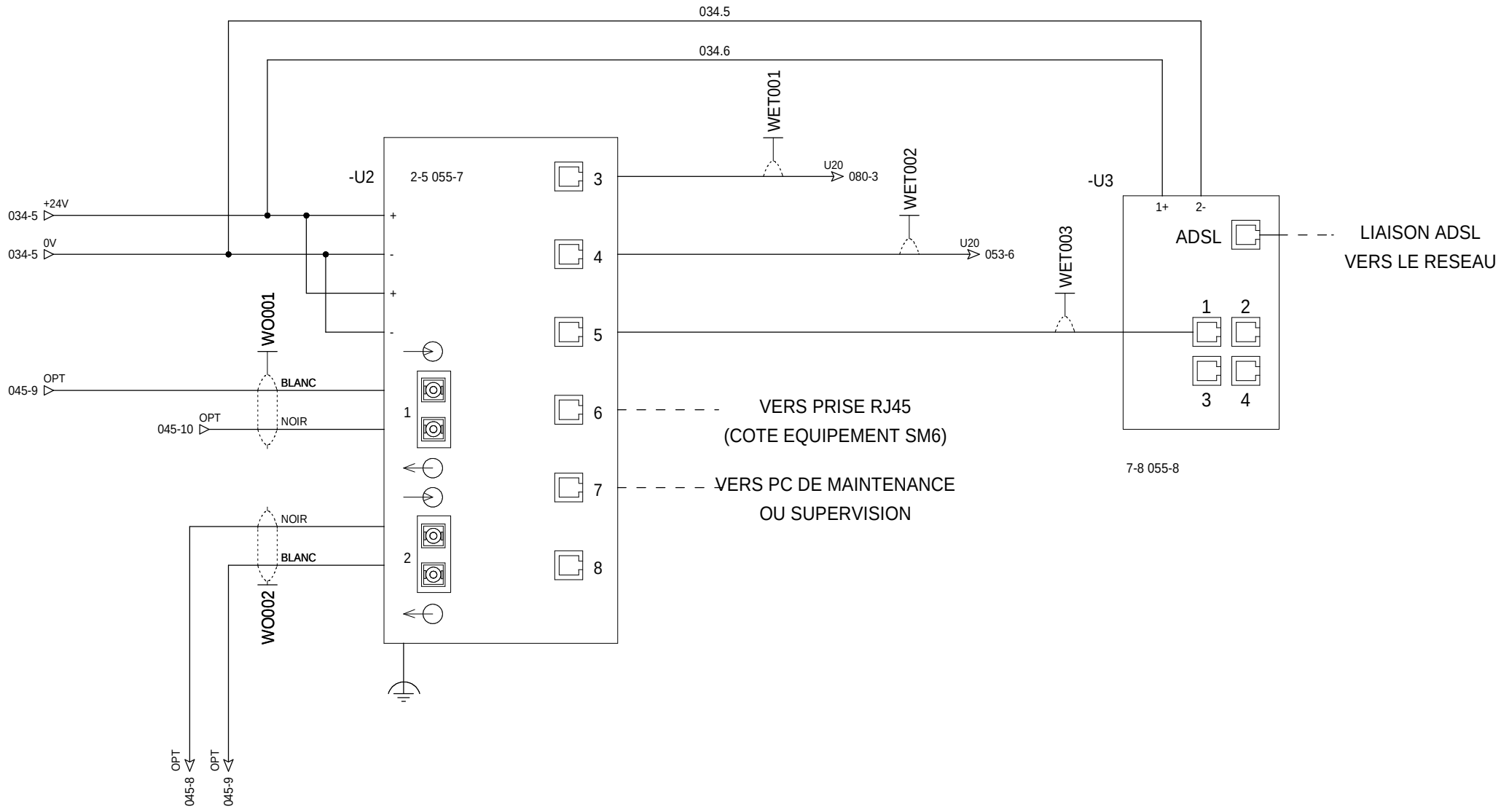

=N201
+AL01

The technical information contained in this document is the exclusive property of Schneider Electric Industries S.A.S and cannot be used or disclosed to third parties of any kind without its written consent. Only those drawings and diagrams marked "for construction" are to be used for execution. All devices shown in this diagram are in open position, drawn out with operating mechanism discharged and all power sources off.

Les informations techniques contenues dans ce document sont la propriete exclusive de Schneider Electric Industries S.A.S et ne peuvent etre utilisees ou divulguees a des tiers quels qu'ils soient sans son accord ecrit. Seuls nous engageant sur ce schéma sont en position ouvert - désarmés - débrochés - toutes sources coupées.

Ind. Rev	Date Date		Archiv. Micro-filmed	Ind. Rev	Date Date	Modification / Modification	Archiv. Micro-filmed
00	21/02/2011	Edition originale / First issue					

SWITCH ETHERNET
MODEM

ETHERNET SWITCH
MODEM

ARMOIRE MONITORING
PDL_IRIO
ENERYO CAILLAN

Schneider Electric

02984821

Projet - No commande Project - Order No.	Indice Rev	Folio Sheet
FPVTB0535	00	046

A3 suite - 01/2008

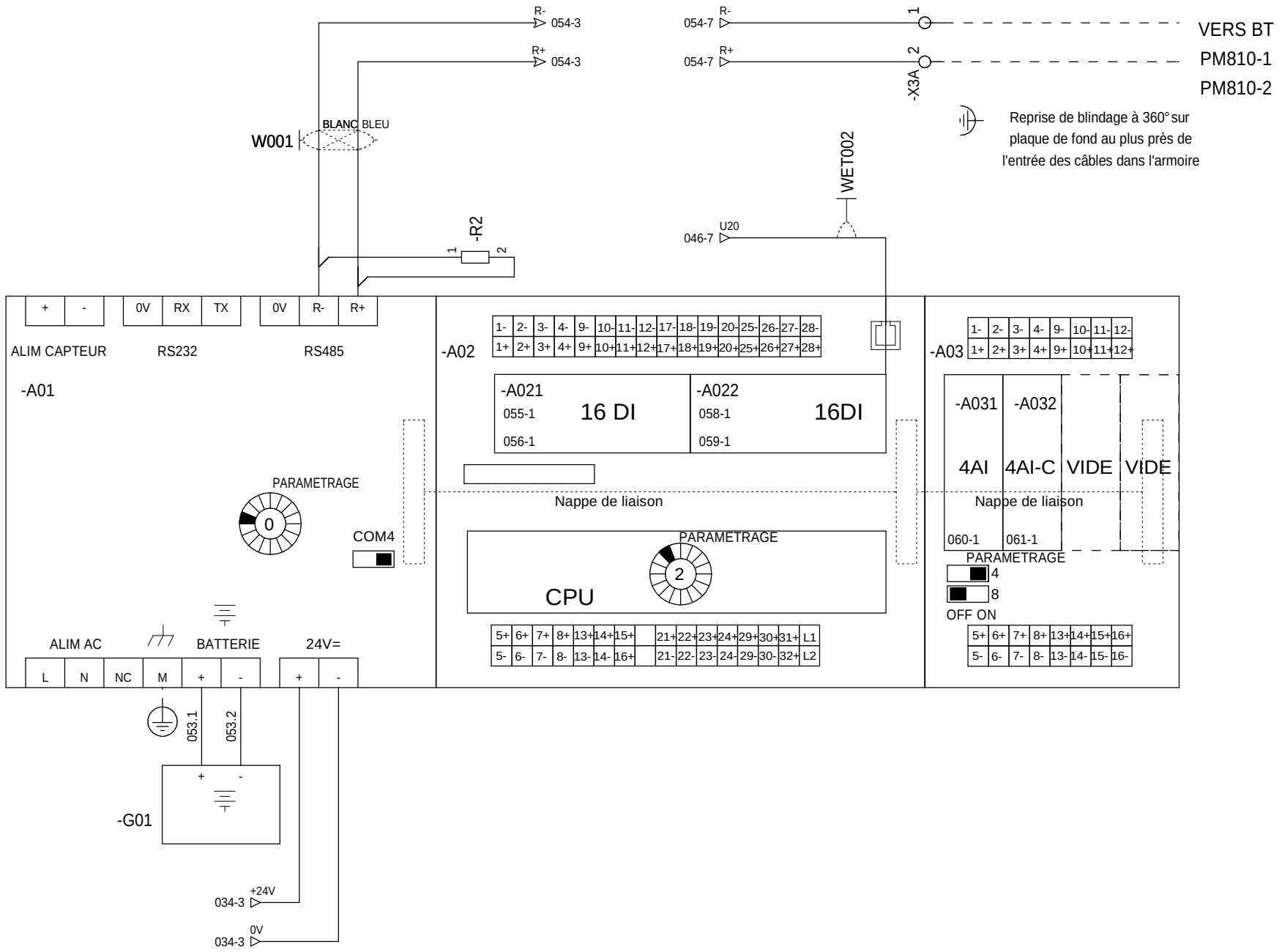

=N201
+AL01

The technical information contained in this document is the exclusive property of Schneider Electric Industries S.A.S and cannot be used or disclosed to third parties of any kind without its written consent. Only those drawings and diagrams marked "certified" or "for approval" are valid for execution. All drawings shown in this document are in open position, drawn out with operating mechanism discharged and all power sources off.

Les informations techniques contenues dans ce document sont la propriete exclusive de Schneider Electric Industries S.A.S et ne peuvent etre utilisees ou divulguees a des tiers quels qu'ils soient sans son accord ecrit. Seuls nous engageant sur ce schéma sont en position ouvert - désarmés - débrochés - toutes sources coupées.

Ind. Rev	Date Date	Modification / Modification	Archiv. Micro-filmed	Ind. Rev	Date Date	Modification / Modification	Archiv. Micro-filmed
02	25/03/2011	Modification cablage module A031					
00	21/02/2011	Edition originale / First issue					

API NAPAC

PLC NAPAC

ARMOIRE MONITORING
PDL_IRIO
ENERYO CAILLAN

Schneider Electric

02984821

Projet - No commande Project - Order No.	Indice Rev	Folio Sheet
FPVTB0535	02	053

A3 suite - 01/2008

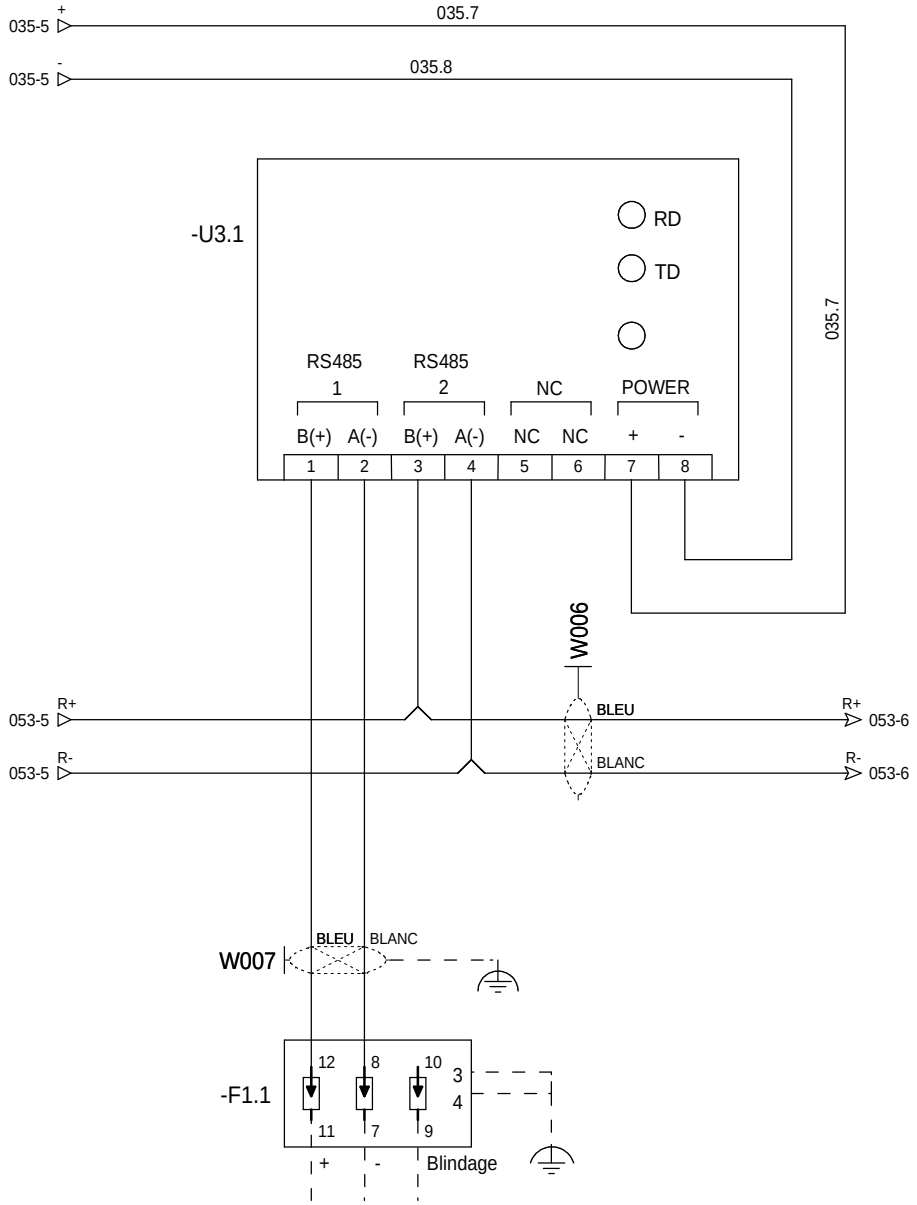

Raccordement sur parafoudre avec reprise
de blindage à 360° vers Panneau d'affichage

=N201
+AL01

The technical information contained in this document is the exclusive property of Schneider Electric Industries S.A.S and cannot be used or disclosed to third parties of any kind without its written consent. Only those drawings and diagrams marked "Certified" are to be used for execution purposes. All devices shown in this diagram are in open position, drawn out with operating mechanism discharged and all power sources off.

Les informations techniques contenues dans ce document sont la propriete exclusive de Schneider Electric Industries S.A.S et ne peuvent etre utilisees ou divulguees a des tiers quels qu'ils soient sans son accord ecrit. Seuls nous engageant sur ce schéma sont en position ouvert - désarmés - débrochés - toutes sources coupées.

Ind. Rev	Date Date		Archiv. Micro-filmed	Ind. Rev	Date Date	Modification / Modification	Archiv. Micro-filmed
02	25/03/2011	Edition originale / First issue					

EXTENSEUR MODBUS RS485 24 VCC

ARMOIRE MONITORING
PDL_IRIO
ENERYO CAILLAN

Schneider Electric

02984821

Projet - No commande / Project - Order No.	Indice Rev	Folio Sheet
FPVTB0535	02	054

A3 suite - 01/2008

Aux DJ AUXILIAIRE NON PRIORITAIRE	Aux DJ MONITORING	Aux DJ PRODUCTION PROTECTION PV	Aux PDL SYNTHESE BF PARAFOUDRE BT	RESERVE	ARMOIRE MONITORING ETAT SWITCH RESEAU	ARMOIRE MONITORING ETAT ROUTER	RESERVE

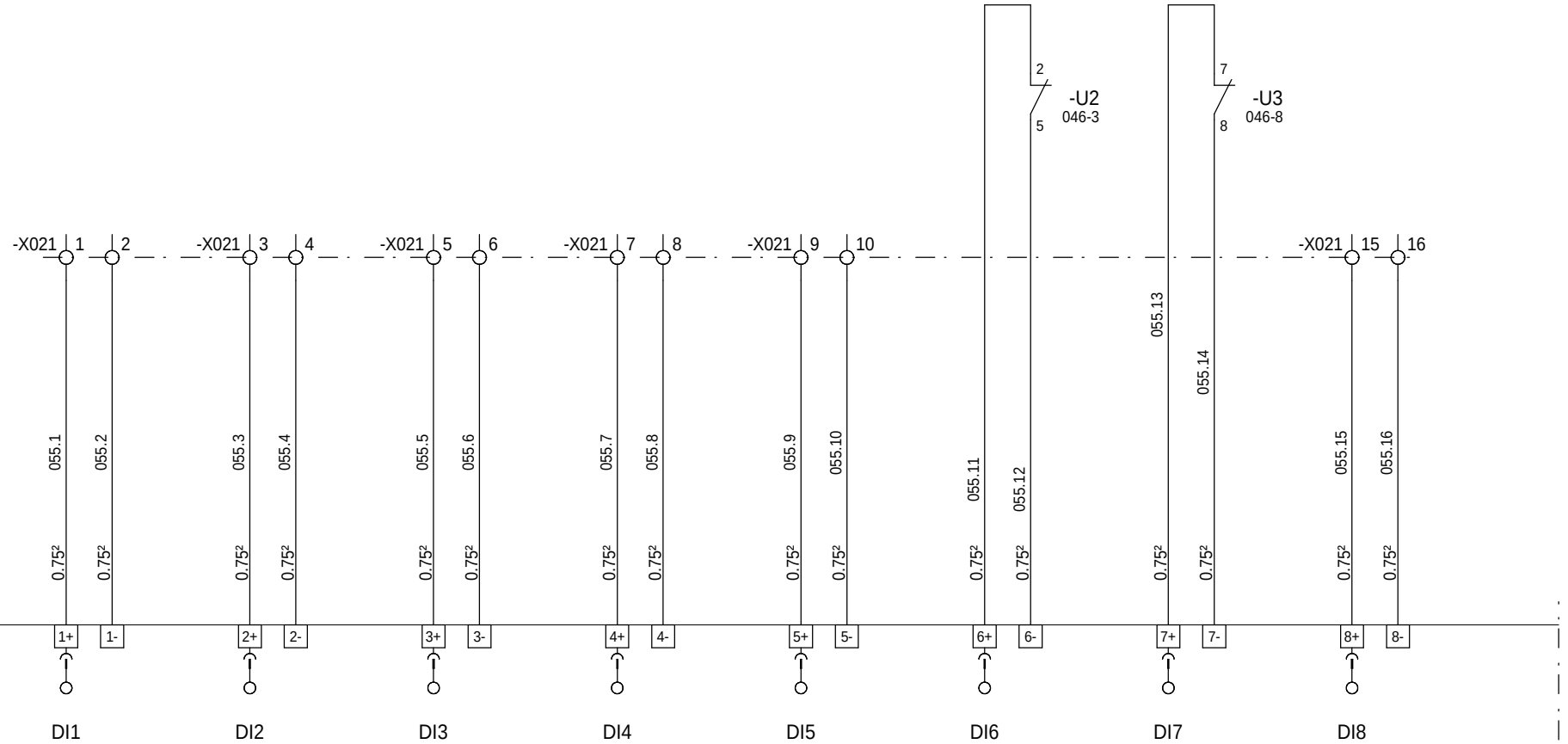

-A021 =S= TELECONTROL 0RIO2 16DI MODULE : 2

=N201
+AL01

The technical information contained in this document is the exclusive property of Schneider Electric Industries S.A.S and cannot be used or disclosed to third parties of any kind without its written consent. Only those drawings and diagrams certified for execution by an authorized person are binding for execution. All devices shown in the diagrams are in open position, drawn out with operating mechanism discharged and all power sources off.

Les informations techniques contenues dans ce document sont la propriete exclusive de Schneider Electric Industries S.A.S et ne peuvent etre utilisees ou divulguees a des tiers quels qu'ils soient sans son accord ecrit. Seuls nous engageant autant que ceux plans certifies conformes a une execution par une personne habilitee. Les appareils representes sur ce schéma sont en position ouvert - désarmés - débrochés - toutes sources coupées.

Ind. Rev	Date Date	Modification / Modification	Archiv. Micro-filmed	Ind. Rev	Date Date	Modification / Modification	Archiv. Micro-filmed
01	03/03/2011	Modifications liste I/O					
00	21/02/2011	Edition originale / First issue					

CARTE 16 ENTREES TOR
ENTREES 1 A 8

16 DIGITAL INPUTS BOARD
INPUTS 1 TO 8

ARMOIRE MONITORING
PDL_IRIO
ENERYO CAILLAN

Schneider Electric

02984821

Projet - No commande Project - Order No.	Indice Rev	Folio Sheet
FPVTB0535	01	055

A3 suite - 01/2008

RESERVE	PDL RELAIS PREVENTA AU	RESERVE	RESERVE	RESERVE	RESERVE	RESERVE COMPTAGE VENTE PAR EDF	RESERVE COMPTAGE ACHAT PAR EDF

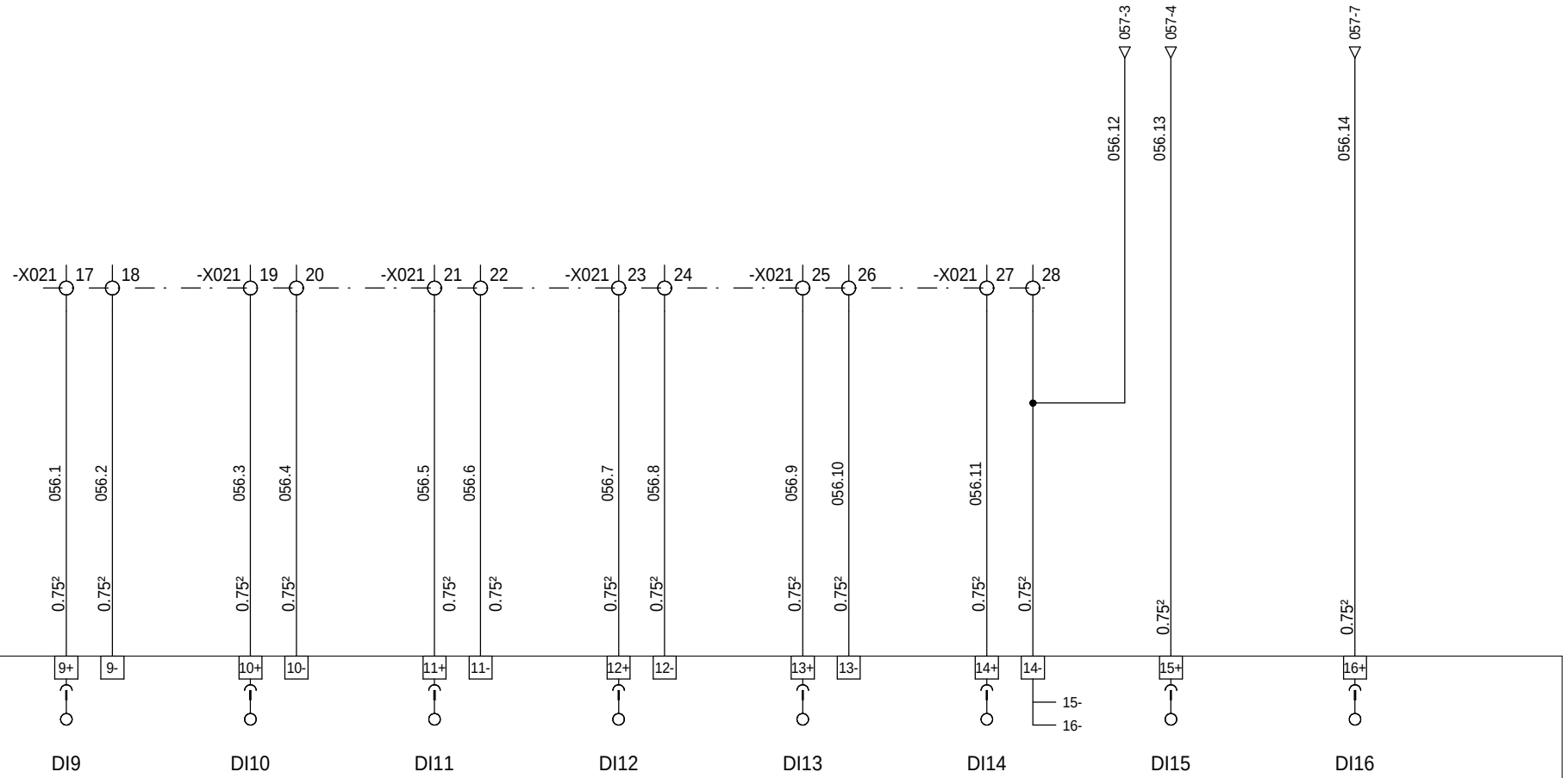

-A021 =S= TELECONTROL 0RIO2 16DI MODULE : 2

=N201
+AL01

Ind. Rev	Date Date	Modification / Modification	Archiv. Micro-filmed	Ind. Rev	Date Date	Modification / Modification	Archiv. Micro-filmed
01	03/03/2011	Modifications liste I/O					
00	21/02/2011	Edition originale / First issue					

CARTE 16 ENTREES TOR
ENTREES 9 A 16

DIGITAL INPUTS BOARD
INPUTS 9 TO 16

ARMOIRE MONITORING
PDL_IRIO
ENERYO CAILLAN

Schneider Electric

02984821

Projet - No commande Project - Order No.	Indice Rev	Folio Sheet
FPVTB0535	01	056

A3 suite - 01/2008

The technical information contained in this document is the exclusive property of Schneider Electric Industries S.A.S and cannot be used or disclosed to third parties of any kind without its written consent. Only those drawings and diagrams certified for execution are binding for execution. All devices shown in the diagrams are in open position, drawn out with operating mechanism discharged and all power sources off.

Les informations techniques contenues dans ce document sont la propriete exclusive de Schneider Electric Industries S.A.S et ne peuvent etre utilisees ou divulguees a des tiers quels qu'ils soient sans son accord ecrit. Seuls nous engagent ceux des schemas certifies bons pour execution. Les appareils representes sur ce schéma sont en position ouvert - désarmés - débrochés - toutes sources coupées.

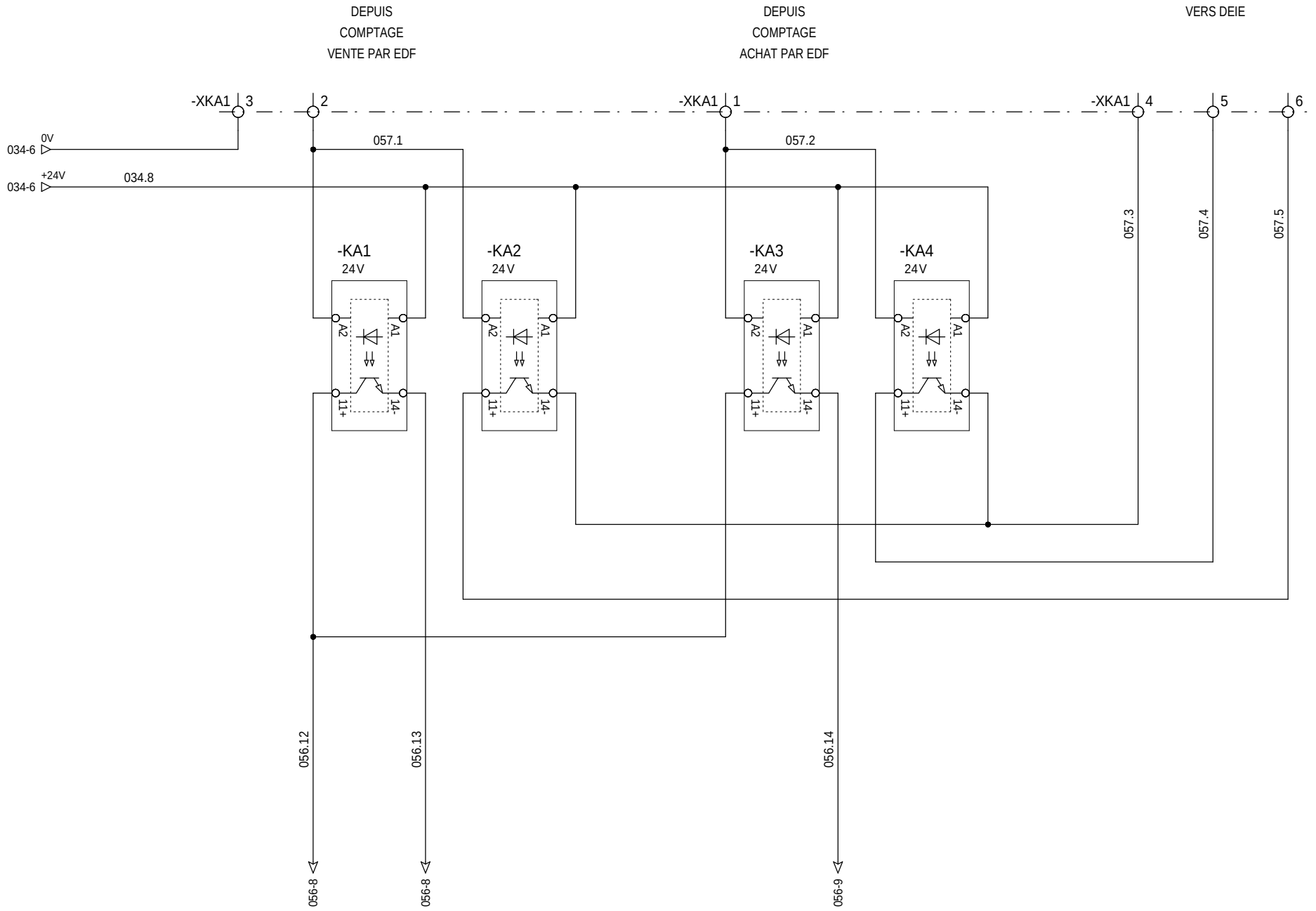

=N201
+AL01

The technical information contained in this document is the exclusive propery of Schneider Electric Industries S.A.S and cannot be used or disclosed to third parties of any kind without its written consent. Only those drawings and diagrams marked "certified" are to be used for construction purposes. All devices shown in this diagram are in open position, drawn out with operating mechanism discharged and all power sources off.

Les informations techniques contenues dans ce document sont la propriete exclusive de Schneider Electric Industries S.A.S et ne peuvent etre utilisees ou divulguees a des tiers quels qu'ils soient sans son accord ecrit. Seuls nous engageant sur ce schéma sont les plans et schémas « mis au point » et « certifiés » et la connexion de l'appareillage représentée sur ce schéma sont en position ouvert - désarmés - débrochés - toutes sources coupées.

Ind. Rev	Date Date	Modification / Modification	Archiv. Micro-filmed	Ind. Rev	Date Date	Modification / Modification	Archiv. Micro-filmed
01	03/03/2011	Modifications liste I/O					
00	21/02/2011	Edition originale / First issue					

CARTE 16 ENTREES TOR
ENTREES 9 A 16

DIGITAL INPUTS BOARD
INPUTS 9 TO 16

ARMOIRE MONITORING
PDL_IRIO
ENERYO CAILLAN

Schneider Electric

02984821

Projet - No commande / Project - Order No.	Indice / Rev	Folio / Sheet
FPVTB0535	01	057

A3 suite - 01/2008

UPS SYNTHESE ETAT UPS	UPS FONCTIONNEMENT SUR BATTERIES	UPS BATTERIES FAIBLES OU TRES FAIBLES	48V MT SYNTHESE ETAT 48V	48V MT FONCTIONNEMENT SUR BATTERIES	48V MT BATTERIES FAIBLES OU TRES FAIBLES	RESERVE	RESERVE

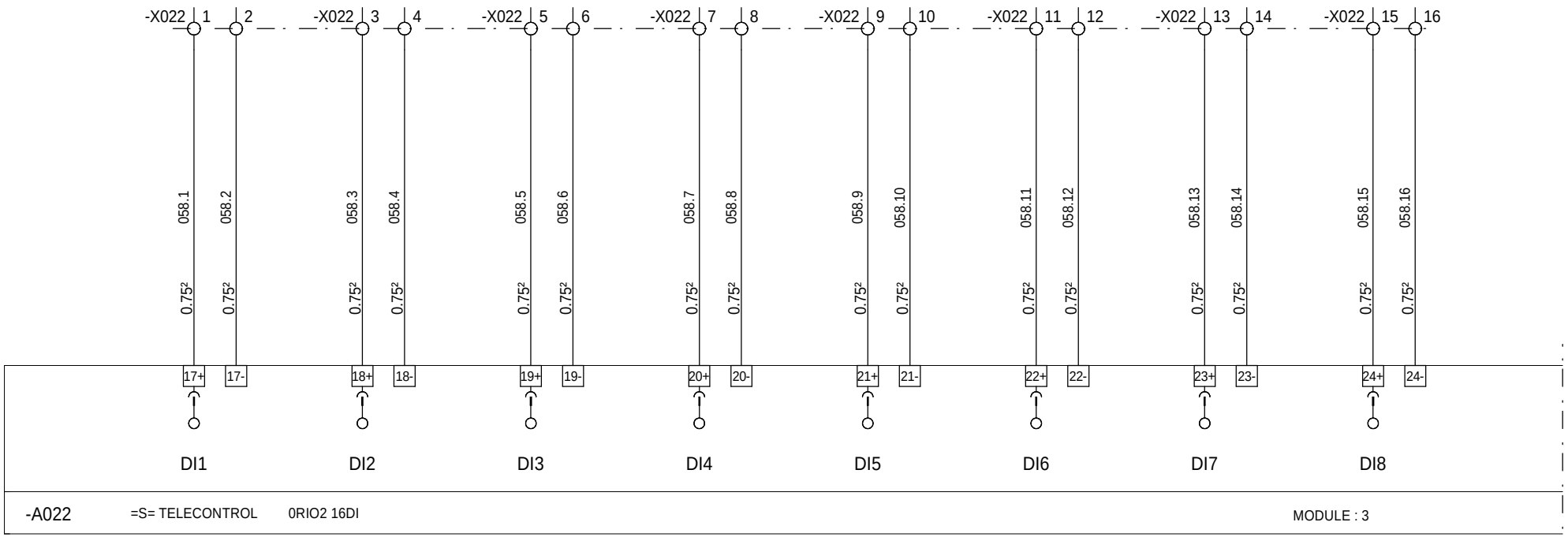

-A022 =S= TELECONTROL 0RIO2 16DI MODULE : 3

=N201
+AL01

Ind. Rev	Date Date	Modification / Modification	Archiv. Micro-filmed	Ind. Rev	Date Date	Modification / Modification	Archiv. Micro-filmed
01	03/03/2011	Modifications liste I/O					
00	21/02/2011	Edition originale / First issue					

CARTE 16 ENTREES TOR
ENTREES 1 A 8

DIGITAL INPUTS BOARD
INPUTS 1 TO 8

ARMOIRE MONITORING
PDL_IRIO
ENERYO CAILLAN

Schneider Electric

02984821

Projet - No commande / Project - Order No.	Indice Rev	Folio Sheet
FPVTB0535	01	058

A3 suite - 01/2008

The technical information contained in this document is the exclusive property of Schneider Electric Industries S.A.S and cannot be used or disclosed to third parties of any kind without its written consent. Only those drawings and diagrams certified for execution are binding for execution. All devices shown in the diagrams are in open position, drawn out with operating mechanism discharged and all power sources off.

Les informations techniques contenues dans ce document sont la propriete exclusive de Schneider Electric Industries S.A.S et ne peuvent etre utilisees ou divulguees a des tiers quels qu'ils soient sans son accord ecrit. Seuls nous engagent ou ne peuvent etre utilisees ou divulguees a des tiers quels qu'ils soient sans son accord ecrit. Seuls nous engagent ou ne peuvent etre utilisees ou divulguees a des tiers quels qu'ils soient sans son accord ecrit. Seuls nous engagent sur ce schéma sont en position ouvert - désarmés - débrochés - toutes sources coupées.

RESERVE	POSTE PORTE LOCAL PDL BASSE TENSION	POSTE PORTE LOCAL PDL ACCES EDF	POSTE PORTE LOCAL PDL MOYENNE TENSION	RESERVE	RESERVE	RESERVE	PLUVIOMETRE

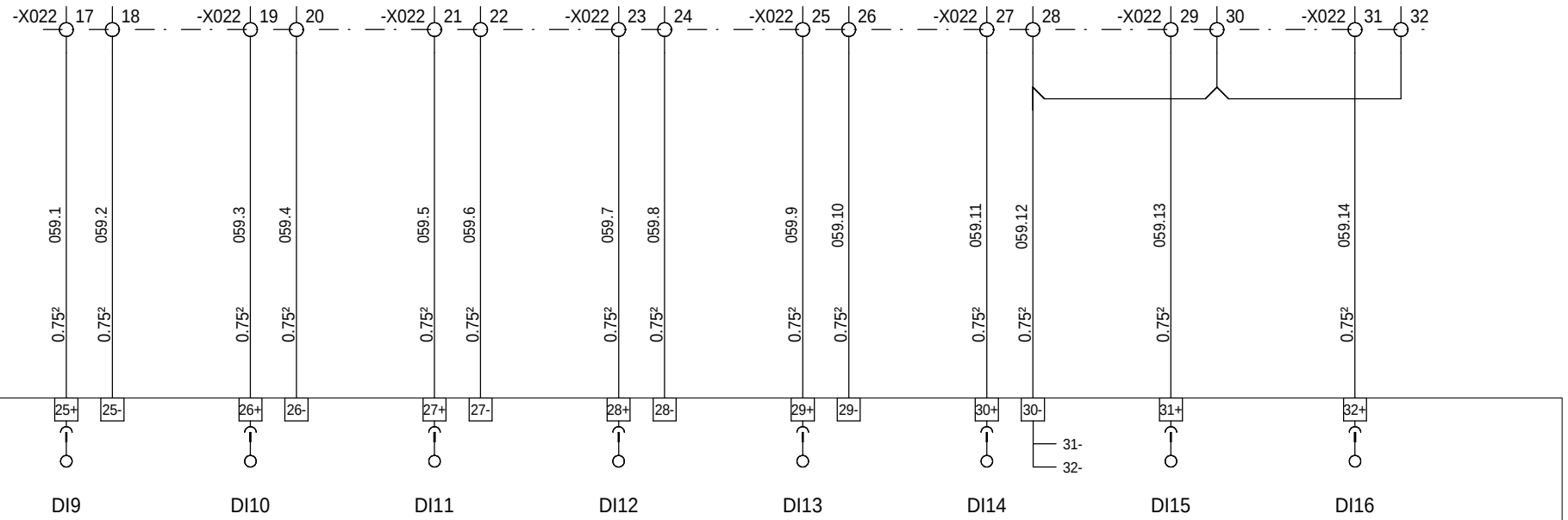

-A022 =S= TELECONTROL 0RIO2 16DI MODULE : 3

=N201
+AL01

Ind. Rev	Date Date	Modification / Modification	Archiv. Micro-filmed	Ind. Rev	Date Date	Modification / Modification	Archiv. Micro-filmed
01	03/03/2011	Modifications liste I/O					
00	21/02/2011	Edition originale / First issue					

CARTE 16 ENTREES TOR
ENTREES 9 A 16

DIGITAL INPUTS BOARD
INPUTS 9 TO 16

ARMOIRE MONITORING
PDL_IRIO
ENERYO CAILLAN

Schneider Electric

02984821

Projet - No commande Project - Order No.	Indice Rev	Folio Sheet
FPVTB0535	01	059

A3 suite - 01/2008

The technical information contained in this document is the exclusive property of Schneider Electric Industries S.A.S and cannot be used or disclosed to third parties of any kind without its written consent. Only those drawings and diagrams certified for execution are binding for execution. All devices shown in the diagrams are in open position, drawn out with operating mechanism discharged and all power sources off.

Les informations techniques contenues dans ce document sont la propriete exclusive de Schneider Electric Industries S.A.S et ne peuvent etre utilisees ou divulguees a des tiers quels qu'ils soient sans son accord ecrit. Seuls nous engageant sur ce schéma sont en position ouvert - désarmés - débrochés - toutes sources coupées.

POSTE TEMPERATURE INTERIEUR	POSTE TEMPERATURE EXTERIEURE (COTE OMBRE)	RESERVE	RESERVE

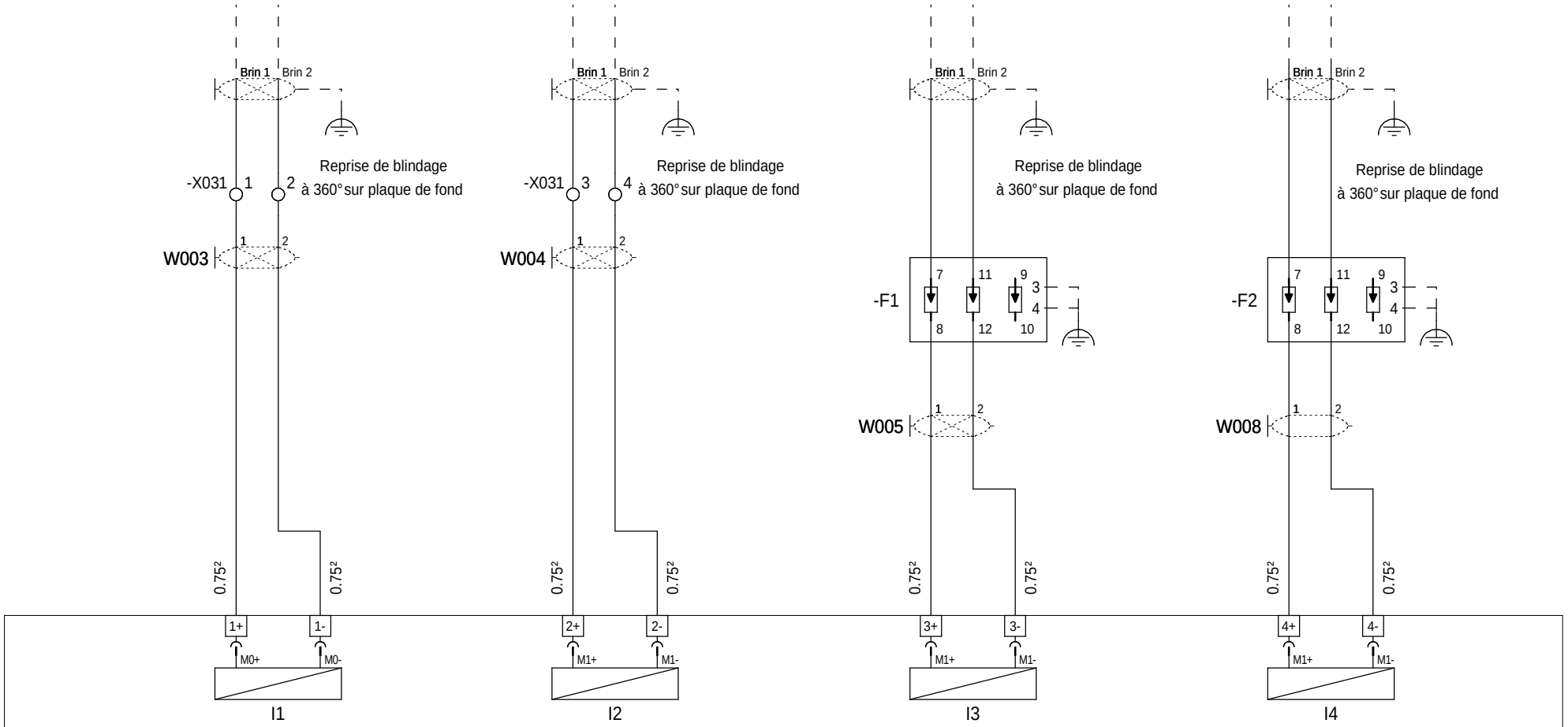

-A031 =S= TELECONTROL 0RIO1 04AI MODULE : 5

=N201
+AL01

Ind. Rev	Date Date	Modification / Modification	Archiv. Micro-filmed	Ind. Rev	Date Date	Modification / Modification	Archiv. Micro-filmed
02	25/03/2011	Modification cablage module A031					
01	03/03/2011	Modifications liste I/O					
00	21/02/2011	Edition originale / First issue		03	01/04/2011	Modifications cablage A031/A032	

CARTE 4 ENTREES ANALOGIQUES UNIVERSELLES

4 UNIVERSAL ANALOG INPUTS BOARD

ARMOIRE MONITORING
PDL_IRIO
ENERYO CAILLAN

Schneider Electric

02984821

Projet - No commande Project - Order No.	Indice Rev	Folio Sheet
FPVTB0535	03	060

A3 suite - 01/2008

The technical information contained in this document is the exclusive property of Schneider Electric Industries S.A.S and cannot be used or disclosed to third parties of any kind without its written consent. Only those drawings and diagrams marked "certified" are to be used for execution. All devices shown in this diagram are in open position, drawn out with operating mechanism discharged and all power sources off.

Les informations techniques contenues dans ce document sont la propriete exclusive de Schneider Electric Industries S.A.S et ne peuvent etre utilisees ou divulguees a des tiers quels qu'ils soient sans son accord ecrit. Seuls nous engagent ceux des schemas portant la mention "certifie". Les appareils representes sur ce schéma sont en position ouvert - désarmés - débrochés - toutes sources coupées.

The technical information contained in this document is the exclusive property of Schneider Electric Industries S.A.S and cannot be used or disclosed to third parties of any kind without its written consent. Only those drawings and diagrams marked "certified" are to be used for execution. All devices shown in this diagram are in open position, drawn out with operating mechanism discharged and all power sources off.

Les informations techniques contenues dans ce document sont la propriete exclusive de Schneider Electric Industries S.A.S et ne peuvent etre utilisees ou divulguees a des tiers quels qu'ils soient sans son accord ecrit. Seuls nous engageant sur ce schéma sont en position ouvert - désarmés - débrochés - toutes sources coupées.

INCIDENCE VENT	VITESSE VENT	TEMPERATURE	IRRADIANCE
4-20 mA	4-20 mA	IRRADIANCE HORIZONTALE	HORIZONTALE

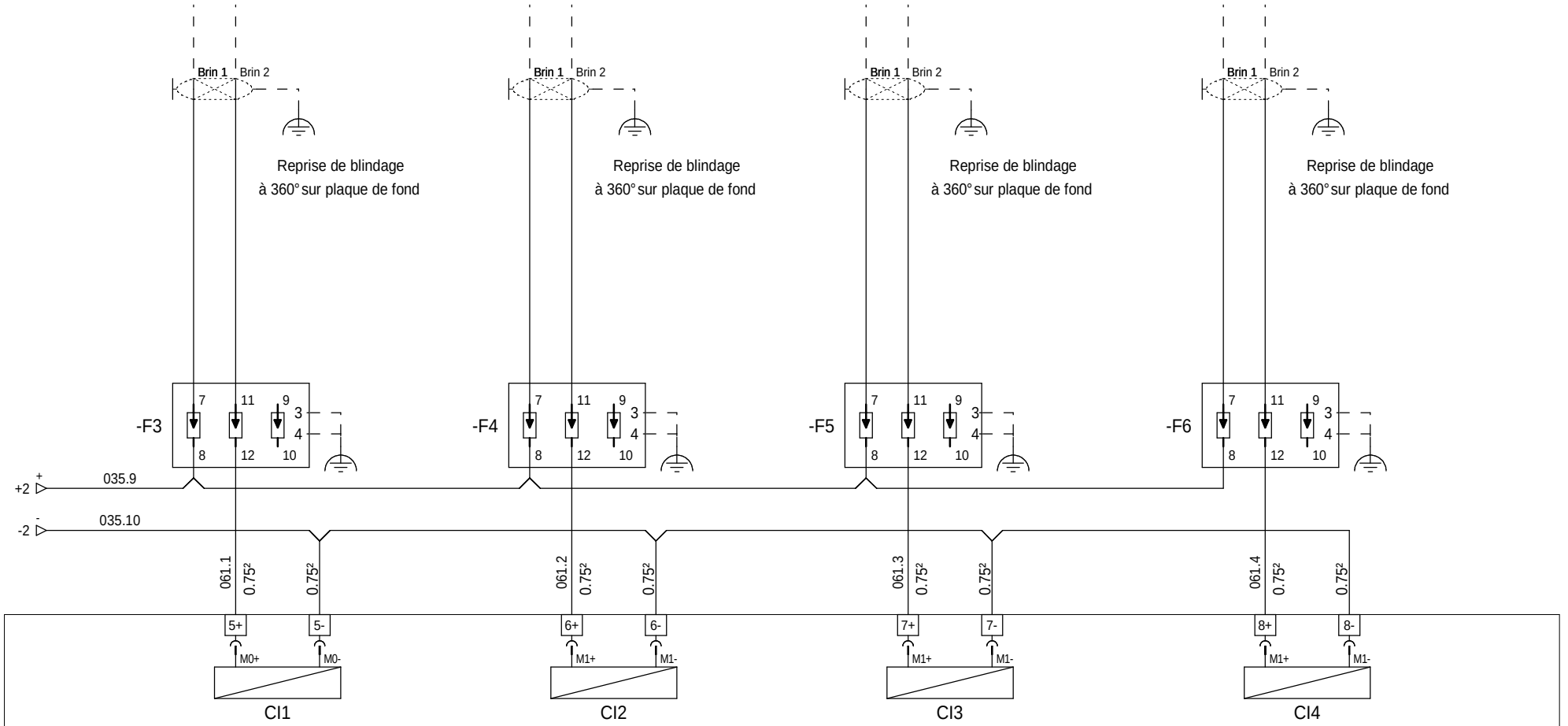

-A032 =S= TELECONTROL 0RIO1 04AI-C MODULE : 6

=N201
+AL01

Ind. Rev	Date Date	Modification / Modification	Archiv. Micro-filmed	Ind. Rev	Date Date	Modification / Modification	Archiv. Micro-filmed
02	25/03/2011	Modification cablage module A031					
01	03/03/2011	Modifications liste I/O					
00	21/02/2011	Edition originale / First issue		03	01/04/2011	Modifications cablage A031/A032	

CARTE 4 ENTREES ANALOGIQUES
4-20mA

4 4-20mA
ANALOG INPUTS BOARD

ARMOIRE MONITORING
PDL_IRIO
ENERYO CAILLAN

Schneider Electric

02984821

Projet - No commande Project - Order No.	Indice Rev	Folio Sheet
FPVTB0535	03	061

A3 suite - 01/2008

RESERVE	RESERVE	RESERVE	RESERVE				

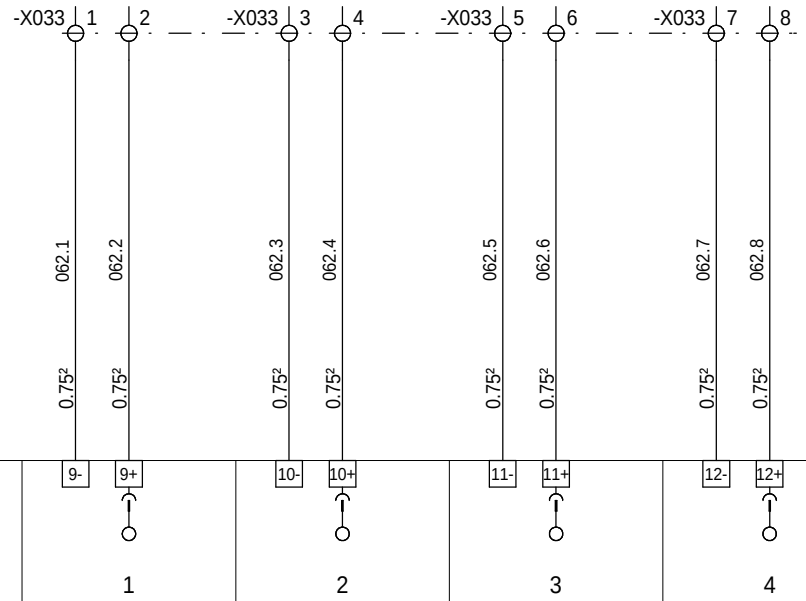

VIDE

MODULE : 7

=N201
+AL01

Ind. Rev	Date Date	Modification / Modification	Archiv. Micro-filmed	Ind. Rev	Date Date	Modification / Modification	Archiv. Micro-filmed
00	21/02/2011	Edition originale / First issue					

RESERVES SUR BORNES

SPARES ON TERMINALS

ARMOIRE MONITORING
PDL_IRIO
ENERYO CAILLAN

Schneider Electric

02984821

Projet - No commande / Project - Order No.	Indice Rev	Folio Sheet
FPVTB0535	00	062

A3 suite - 01/2008

The technical information contained in this document is the exclusive property of Schneider Electric Industries S.A.S and cannot be used or disclosed to third parties of any kind without its written consent. Only those drawings and diagrams marked "certified" are to be used for execution. All devices shown in the diagrams are in open position, drawn out with operating mechanism discharged and all power sources off.

Les informations techniques contenues dans ce document sont la propriete exclusive de Schneider Electric Industries S.A.S et ne peuvent etre utilisees ou divulguees a des tiers quels qu'ils soient sans son accord ecrit. Seuls nous engagent autant les plans et schemas certifies. Les appareils representes sur ce schéma sont en position ouvert - désarmés - débrochés - toutes sources coupées.

RESERVE	RESERVE	RESERVE	RESERVE				

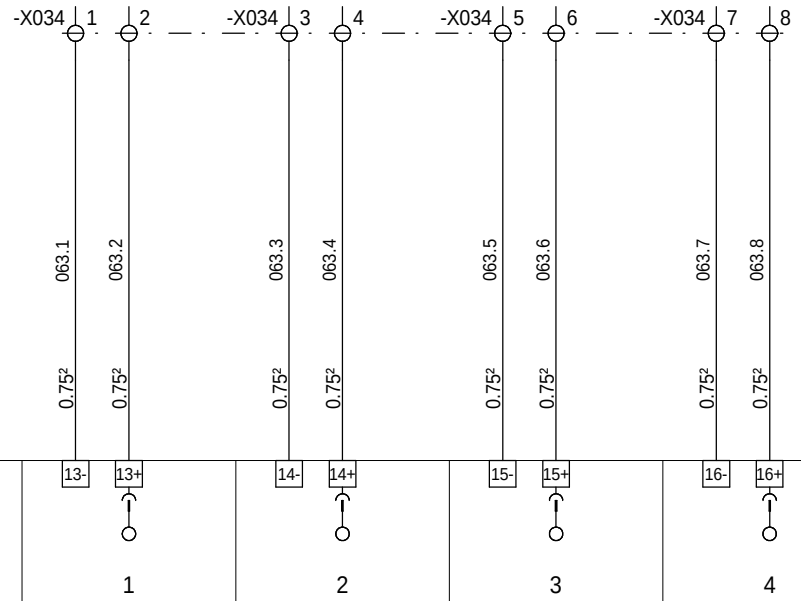

VIDE	MODULE : 8

=N201
+AL01

Ind. Rev	Date Date	Modification / Modification	Archiv. Micro-filmed	Ind. Rev	Date Date	Modification / Modification	Archiv. Micro-filmed
00	21/02/2011	Edition originale / First issue					

RESERVES SUR BORNES

SPARES ON TERMINALS

ARMOIRE MONITORING
PDL_IRIO
ENERYO CAILLAN

Schneider Electric

02984821

Projet - No commande / Project - Order No.	Indice / Rev	Folio / Sheet
FPVTB0535	00	063

A3 suite - 01/2008

The technical information contained in this document is the exclusive property of Schneider Electric Industries S.A.S and cannot be used or disclosed to third parties of any kind without its written consent. Only those drawings and diagrams marked "certified" are to be used for execution. All devices shown in the diagrams are in open position, drawn out with operating mechanism discharged and all power sources off.

Les informations techniques contenues dans ce document sont la propriete exclusive de Schneider Electric Industries S.A.S et ne peuvent etre utilisees ou divulguees a des tiers quels qu'ils soient sans son accord ecrit. Seuls nous engagent ceux des dessins etiquetes "certifie" lorsque les appareils representes sur ce schéma sont en position ouvert - désarmés - débrochés - toutes sources coupées.

The technical information contained in this document is the exclusive property of Schneider Electric Industries S.A.S and cannot be used or disclosed to third parties of any kind without its written consent. Only those drawings and diagrams marked "certified" or "for execution" are to be used for the purpose of carrying out work. All devices shown in this diagram are in open position, drawn out with operating mechanism discharged and all power sources off.

Les informations techniques contenues dans ce document sont la propriete exclusive de Schneider Electric Industries S.A.S et ne peuvent etre utilisees ou divulguees a des tiers quels qu'ils soient sans son accord ecrit. Seuls nous engageant quant aux dessins et plans certifies "a construire" ou "a executer" lors de la commande. Les appareils representes sur ce schéma sont en position ouvert - désarmés - débrochés - toutes sources coupées.

M340 -AP1R1 TELEMECANIQUE BMX XBP 0800

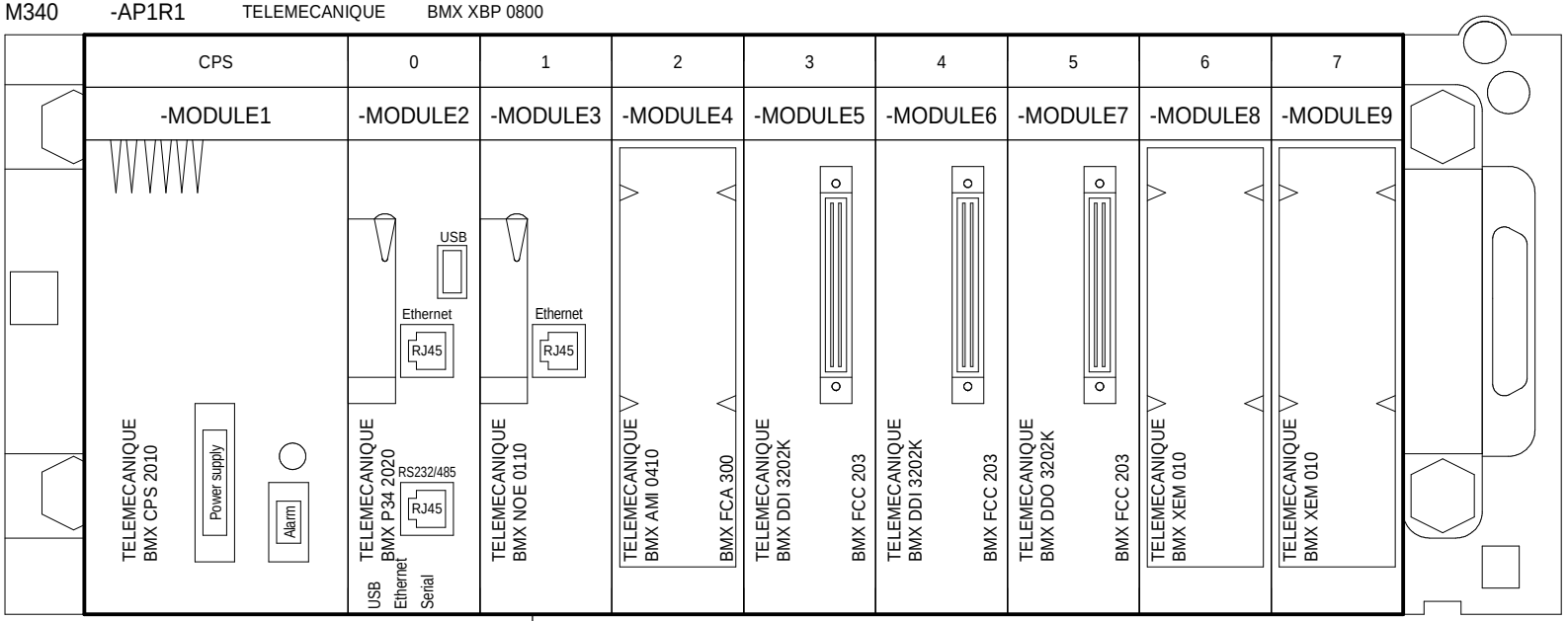

WET001

U20

046-6

+24V 034-2

0V 034-2

034.2

034.1

+ + - - PE Alarm Alarm

Power supply

Alarm relay

-MODULE1
TELEMECANIQUE
BMX CPS 2010

-MODULE2
TELEMECANIQUE
BMX P34 2020

1 2 3 6 1 2 3 4 5 6 7 8

TD+ TD- RD+ RD- RXD TXD RTS D1 D0 CTS Power supply Common

USB

ETHERNET RJ45

RS232/485 RJ45

Borne 4 : Bleu

Borne 5 : Bleu/blanc

W002

Brin 1

Brin 2

1

2

-X3B

Reprise de blindage

à 360° sur plaque de fond

VERS

SEPAM S48

N201

AL01

Ind. Rev	Date Date	Modification / Modification	Archiv. Micro-filmed	Ind. Rev	Date Date	Modification / Modification	Archiv. Micro-filmed
00	21/02/2011	Edition originale / First issue					

CONFIGURATION API M340

PLC M340 CONFIGURATION

ARMOIRE MONITORING
PDL_IRIO
ENERYO CAILLAN

Schneider Electric

02984821

Projet - No commande Project - Order No.	Indice Rev	Folio Sheet
FPVTB0535	00	080

A3 suite - 11/2006

DEIE TVC Consigne P0	DEIE TVC Consigne Q0	RESERVE	RESERVE

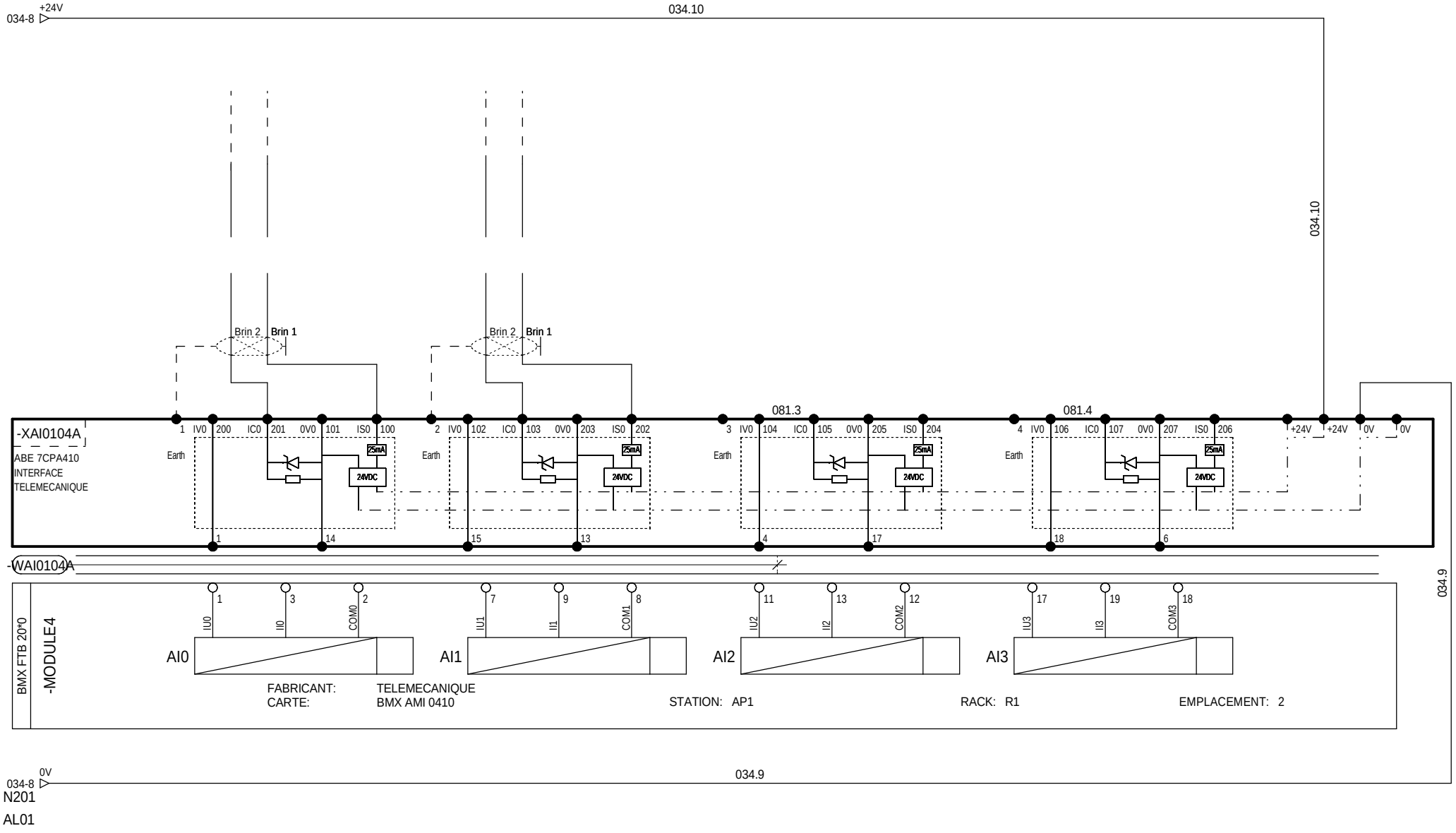

The technical information contained in this document is the exclusive propery of Schneider Electric Industries S.A.S and cannot be used or disclosed to third parties of any kind without its written consent. Only those drawings and diagrams marked "Approved for construction" are to be used for execution. All devices shown in the diagrams are in open position, drawn out with operating mechanism discharged and all power sources off.

Les informations techniques contenues dans ce document sont la propriete exclusive de Schneider Electric Industries S.A.S et ne peuvent etre utilisees ou divulguees a des tiers quels qu'ils soient sans son accord ecrit. Seuls nous engageant pour ce schéma sont les plans et schémas "approuvés pour construire". Les appareils représentés sur ce schéma sont en position ouvert - désarmés - débrochés - toutes sources coupées.

Ind. Rev	Date Date	Modification / Modification	Archiv. Micro-filmed	Ind. Rev	Date Date	Modification / Modification	Archiv. Micro-filmed
01	03/03/2011	Modifications liste I/O					
00	21/02/2011	Edition originale / First issue					

E ANA - MODULE ENTREES

E ANA - INPUTS MODULAR

ARMOIRE MONITORING
PDL_IRIO
ENERYO CAILLAN

Schneider Electric

02984821

Projet - No commande Project - Order No.	Indice Rev	Folio Sheet
FPVTB0535	01	081

A3 suite - 11/2006

SM6 IM PTR Interrupteur fermé	SM6 IM PTR SMALT fermée	RESERVE	RESERVE	RESERVE	RESERVE	RESERVE	RESERVE

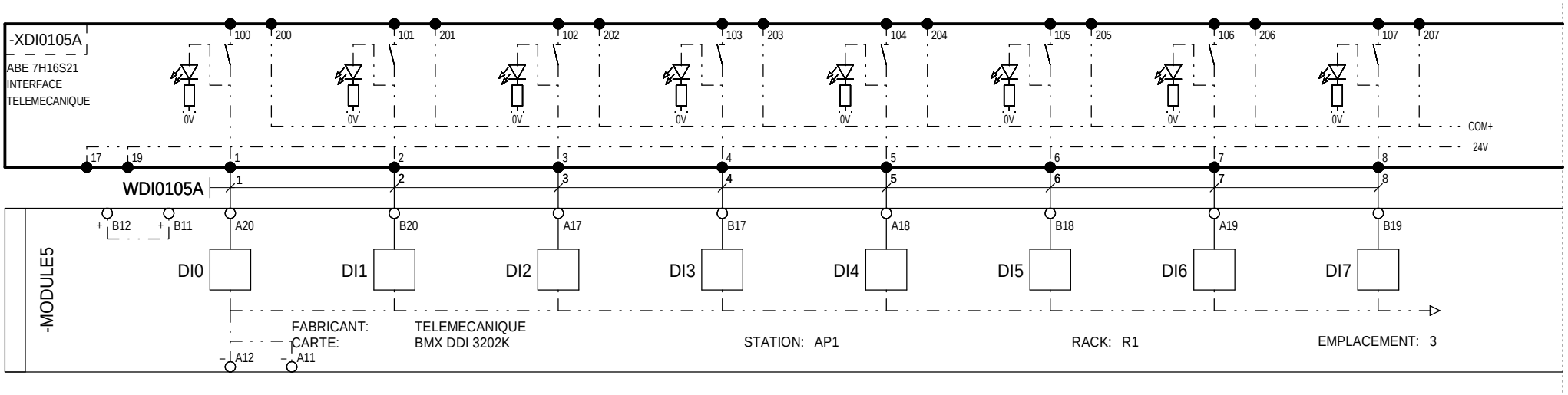

N201
AL01

Ind. Rev	Date Date	Modification / Modification	Archiv. Micro-filmed	Ind. Rev	Date Date	Modification / Modification	Archiv. Micro-filmed
01	03/03/2011	Modifications liste I/O					
00	21/02/2011	Edition originale / First issue					

E TOR - MODULE ENTREES
ENTREES 1 A 8

E TOR - INPUTS MODULAR
INPUTS 1 TO 8

ARMOIRE MONITORING
PDL_IRIO
ENERYO CAILLAN

Schneider Electric

02984821

Projet - No commande / Project - Order No.	Indice / Rev	Folio / Sheet
FPVTB0535	01	082

A3 suite - 11/2006

The technical information contained in this document is the exclusive propery of Schneider Electric Industries S.A.S and cannot be used or copied or disclosed to third parties of any kind without its written consent. Only those drawings and diagrams marked "certified" are to be used for execution. All devices shown in the diagrams are in open position, drawn out with operating mechanism discharged and all power sources off.

Les informations techniques contenues dans ce document sont la propriete exclusive de Schneider Electric Industries S.A.S et ne peuvent etre utilisees ou divulguees a des tiers quels qu'ils soient sans son accord ecrit. Seuls nous engageant sur ce schéma sont les plans et schémas "certifiés" et les appareils représentés en position ouvert - désarmés - débrochés - toutes sources coupées.

The technical information contained in this document is the exclusive propery of Schneider Electric Industries S.A.S and cannot be used or disclosed to third parties of any kind without its written consent. Only those drawings and diagrams marked "certified" are to be used for execution. All drawings shown in this document are in open position, drawn out with operating mechanism discharged and all power sources off.

Les informations techniques contenues dans ce document sont la propriete exclusive de Schneider Electric Industries S.A.S et ne peuvent etre utilisees ou divulguees a des tiers quels qu'ils soient sans son accord ecrit. Seuls nous engageant sur ce schéma sont les plans marqués "certifié" et ceux qui concernent les appareils représentés en position ouvert - désarmés - débrochés - toutes sources coupées.

RESERVE	RESERVE	RESERVE	RESERVE	RESERVE	RESERVE	RESERVE	SM6 QM AUX. ETAT FUSION FUSIBLE

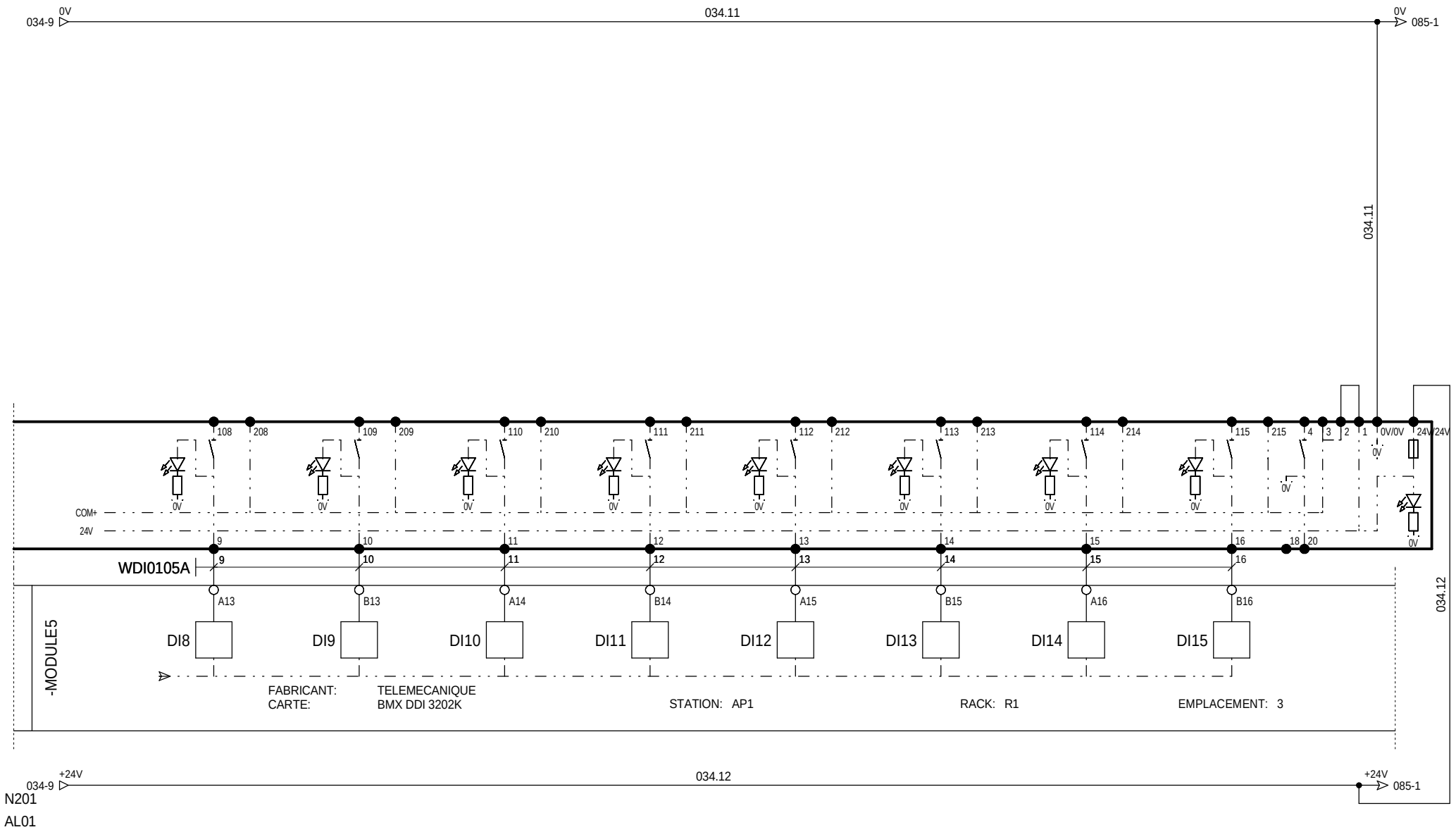

Ind. Rev	Date Date	Modification / Modification	Archiv. Micro-filmed	Ind. Rev	Date Date	Modification / Modification	Archiv. Micro-filmed
01	03/03/2011	Modifications liste I/O					
00	21/02/2011	Edition originale / First issue					

E TOR - MODULE ENTREES
ENTREES 9 A 16

E TOR - INPUTS MODULAR
INPUTS 9 TO 16

ARMOIRE MONITORING
PDL_IRIO
ENERYO CAILLAN

Schneider Electric

02984821

Projet - No commande Project - Order No.	Indice Rev	Folio Sheet
FPVTB0535	01	083

A3 suite - 11/2006

SM6 QM AUX. INTERRUPTEUR	SM6 QM AUX. SMALT	RESERVE	RESERVE	DEIE - TC Commande autorisation de couplage	DEIE - TCD Commande fin demande de découplage	DEIE - TCD Commande demande de découplage	DEIE - TCD Commande fin de passage à P0

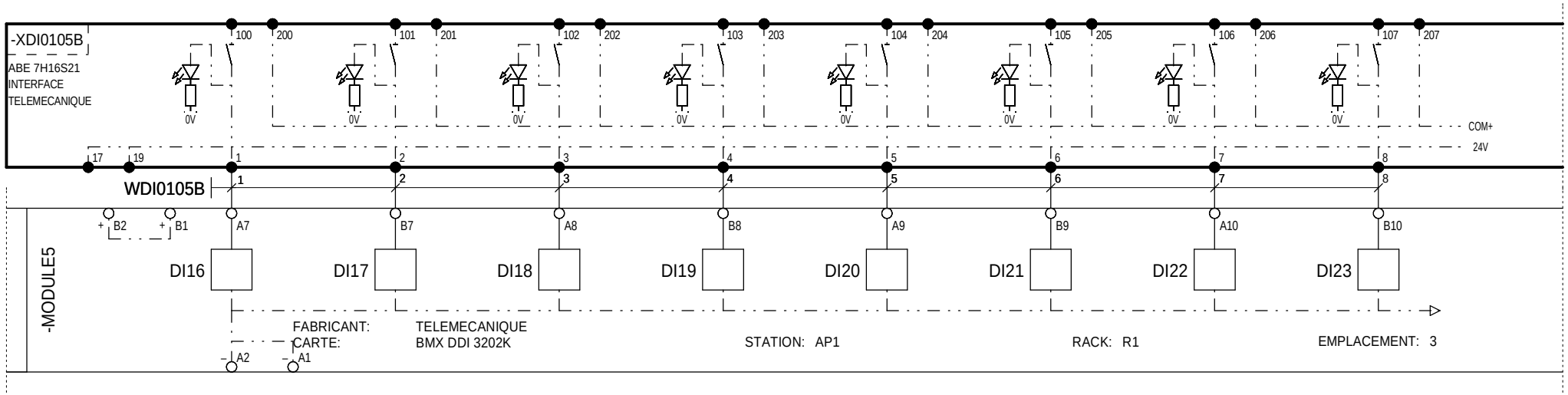

Ind. Rev	Date Date	Modification / Modification	Archiv. Micro-filmed	Ind. Rev	Date Date	Modification / Modification	Archiv. Micro-filmed
01	03/03/2011	Modifications liste I/O					
00	21/02/2011	Edition originale / First issue					

E TOR - MODULE ENTREES
ENTREES 17 A 24

E TOR - INPUTS MODULAR
INPUTS 17 TO 24

ARMOIRE MONITORING
PDL_IRIO
ENERYO CAILLAN

Schneider Electric

02984821

Projet - No commande Project - Order No.	Indice Rev	Folio Sheet
FPVTB0535	01	084

A3 suite - 11/2006

The technical information contained in this document is the exclusive propery of Schneider Electric Industries S.A.S and cannot be used or disclosed to third parties of any kind without its written consent. Only those drawings and diagrams marked "certified" are to be used for execution. All drawings shown in this document are in open position, drawn out with operating mechanism discharged and all power sources off.

Les informations techniques contenues dans ce document sont la propriete exclusive de Schneider Electric Industries S.A.S et ne peuvent etre utilisees ou divulguees a des tiers quels qu'ils soient sans son accord ecrit. Seuls nous engageant sur les dessins et plans etiquetes "certifie" lorsque les appareils representes sur ce schéma sont en position ouvert - désarmés - débrochés - toutes sources coupées.

DEIE - TCD Commande de passage à P0	DEIE - TCD Commande fin de passage à Q0	DEIE - TCD Commande de passage à Q0	RESERVE	RESERVE	RESERVE	RESERVE	RESERVE

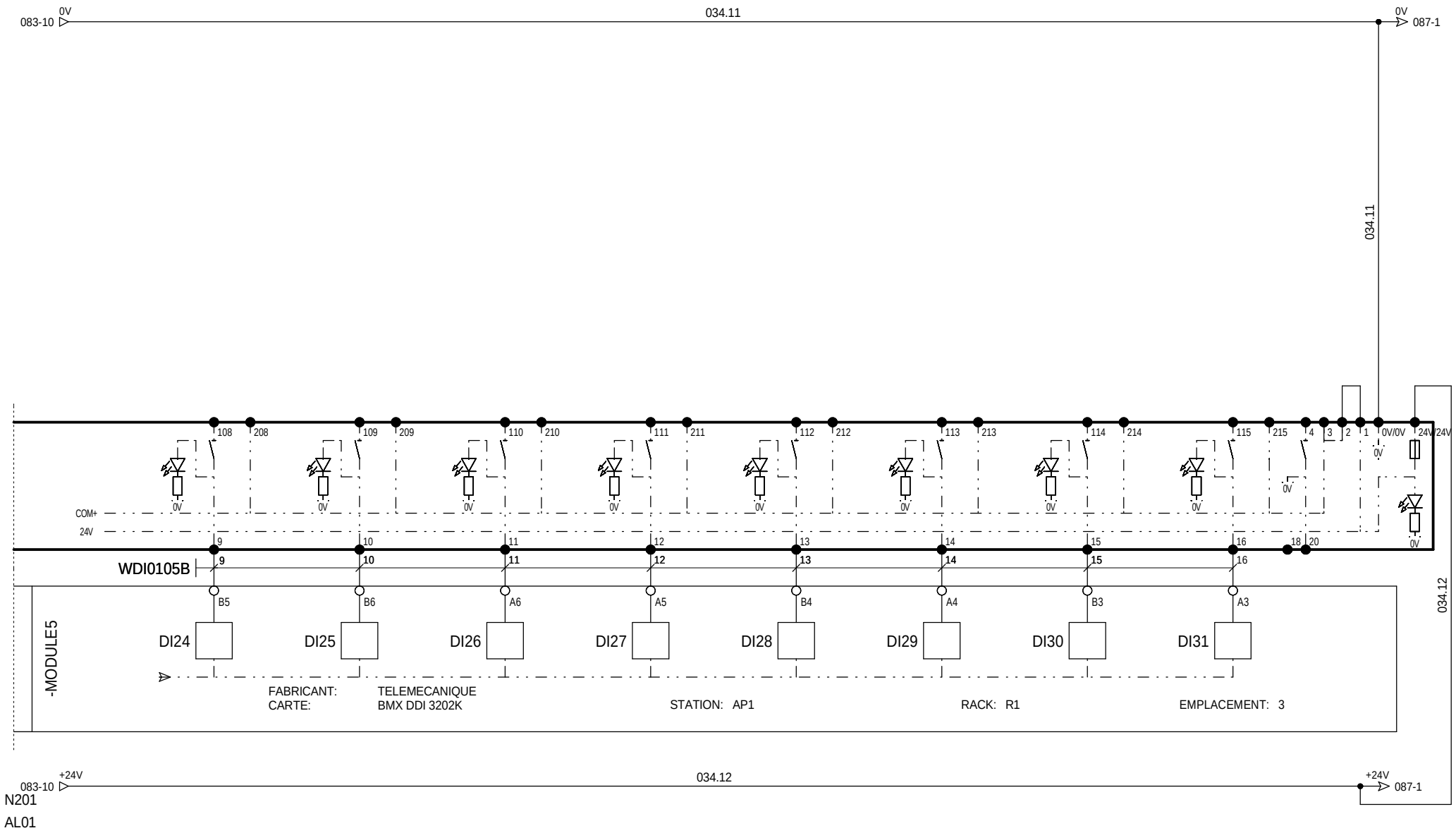

Ind. Rev	Date Date	Modification / Modification	Archiv. Micro-filmed	Ind. Rev	Date Date	Modification / Modification	Archiv. Micro-filmed
01	03/03/2011	Modifications liste I/O					
00	21/02/2011	Edition originale / First issue					

E TOR - MODULE ENTREES
ENTREES 25 A 32

E TOR - INPUTS MODULAR
INPUTS 25 TO 32

ARMOIRE MONITORING
PDL_IRIO
ENERYO CAILLAN

Schneider Electric

02984821

Projet - No commande Project - Order No.	Indice Rev	Folio Sheet
FPVTB0535	01	085

A3 suite - 11/2006

The technical information contained in this document is the exclusive property of Schneider Electric Industries S.A.S and cannot be used or disclosed to third parties of any kind without its written consent. Only those drawings and diagrams marked "certified" or "for execution" are binding for execution. All drawings shown in this document are in open position, drawn out with operating mechanism discharged and all power sources off.

Les informations techniques contenues dans ce document sont la propriete exclusive de Schneider Electric Industries S.A.S et ne peuvent etre utilisees ou divulguees a des tiers quels qu'ils soient sans son accord ecrit. Seuls nous engagent ou sur ce schéma sont en position ouvert - désarmés - débrochés - toutes sources coupées. les diagrammes marqués "certifié" ou "pour exécution". Les diagrammes et les schémas ci-joints, dessinés en position ouverte, les appareils représentés

SM6 IM EDF2 interrupteur	SM6 IM EDF2 Sectionneur de terre	SM6 CM Etat fusion fusible	SM6 CM Etat disjoncteur mesure de U	SM6 DM2 Etat sectionneur ligne	SM6 DM2 Etat sectionneur de terre	SM6 DM2 Chien de garde Sepam	SM6 DM2 DM2 Etat Disjoncteur de ligne

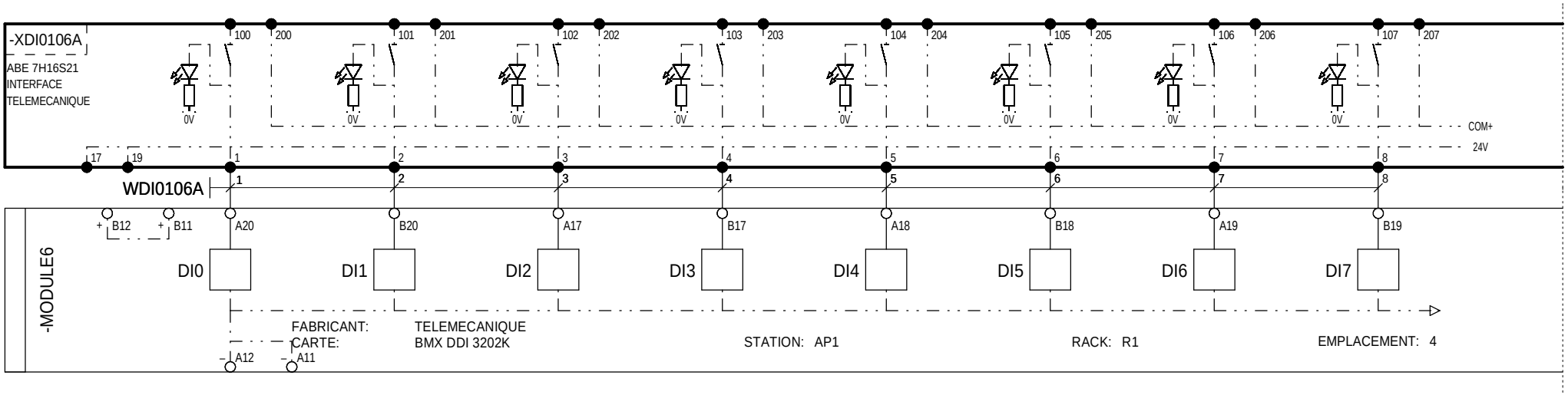

N201
AL01

Ind. Rev	Date Date	Modification / Modification	Archiv. Micro-filmed	Ind. Rev	Date Date	Modification / Modification	Archiv. Micro-filmed
01	03/03/2011	Modifications liste I/O					
00	21/02/2011	Edition originale / First issue					

E TOR - MODULE ENTREES
ENTREES 1 A 8

E TOR - INPUTS MODULAR
INPUTS 1 TO 8

ARMOIRE MONITORING
PDL_IRIO
ENERYO CAILLAN

Schneider Electric

02984821

Projet - No commande / Project - Order No.	Indice / Rev	Folio / Sheet
FPVTB0535	01	086

A3 suite - 11/2006

The technical information contained in this document is the exclusive propery of Schneider Electric Industries S.A.S and cannot be used or reproduced or disclosed to third parties of any kind without its written consent. Only those drawings and diagrams marked "certified" are to be used for execution. All devices shown in the diagrams are in open position, drawn out with operating mechanism discharged and all power sources off.

Les informations techniques contenues dans ce document sont la propriete exclusive de Schneider Electric Industries S.A.S et ne peuvent etre utilisees ou divulguees a des tiers quels qu'ils soient sans son accord ecrit. Seuls nous engagent ou ne engagent que les plans et schemas marqués "certifie". Les appareils representes sur ce schéma sont en position ouvert - désarmés - débrochés - toutes sources coupées.

The technical information contained in this document is the exclusive propery of Schneider Electric Industries S.A.S and cannot be used or disclosed to third parties of any kind without its written consent. Only those drawings and diagrams marked "certified" are to be used for execution. All devices shown in the diagrams are in open position, drawn out with operating mechanism discharged and all power sources off.

Les informations techniques contenues dans ce document sont la propriete exclusive de Schneider Electric Industries S.A.S et ne peuvent etre utilisees ou divulguees a des tiers quels qu'ils soient sans son accord ecrit. Seuls nous engageant sur ce schéma sont les plans et schémas certifiés. Les appareils représentés sur ce schéma sont en position ouvert - désarmés - débrochés - toutes sources coupées.

RESERVE	RESERVE	RESERVE	RESERVE	RESERVE	RESERVE	RESERVE	RESERVE

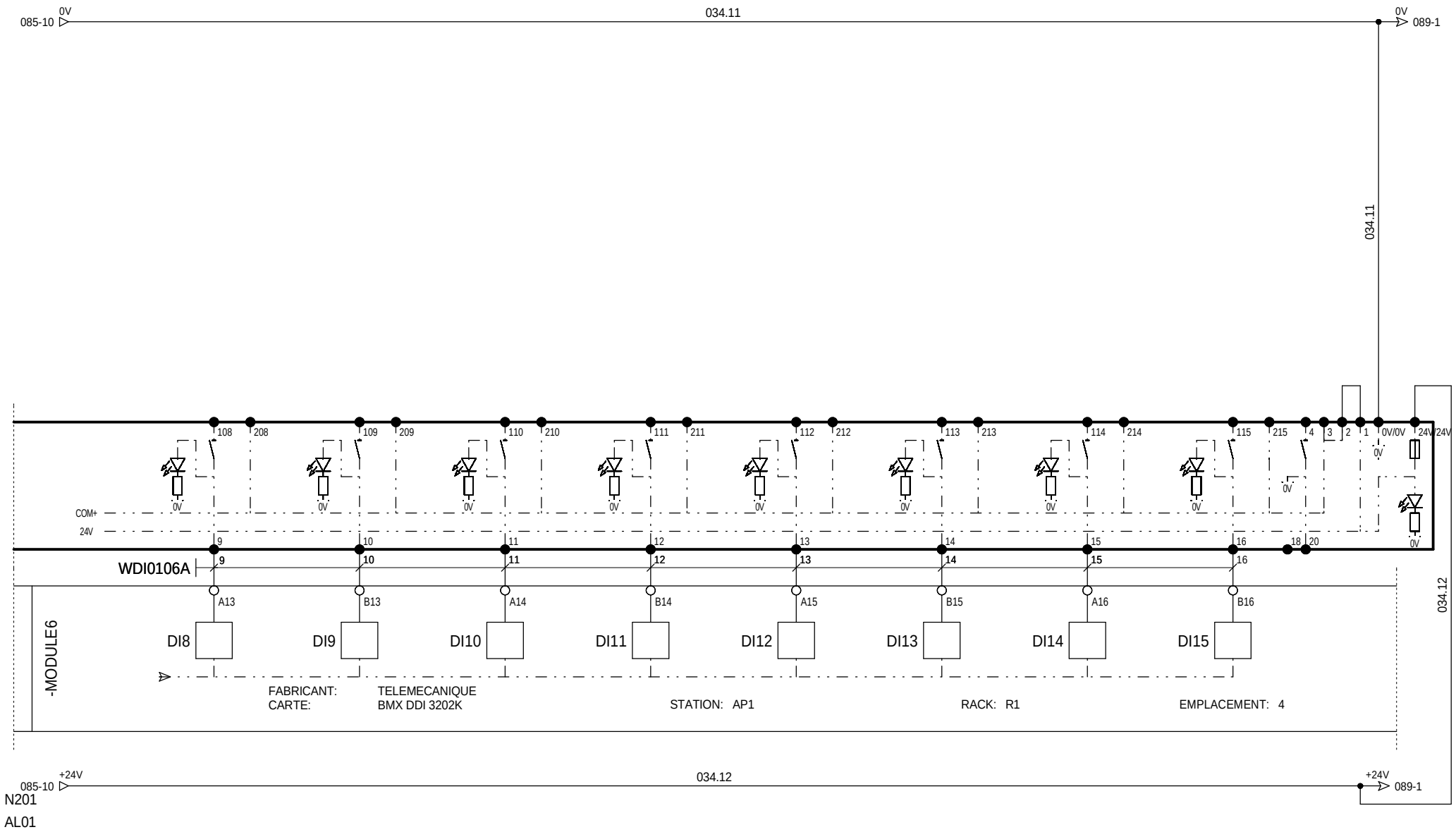

Ind. Rev	Date Date	Modification / Modification	Archiv. Micro-filmed	Ind. Rev	Date Date	Modification / Modification	Archiv. Micro-filmed
01	03/03/2011	Modifications liste I/O					
00	21/02/2011	Edition originale / First issue					

E TOR - MODULE ENTREES
ENTREES 9 A 16

E TOR - INPUTS MODULAR
INPUTS 9 TO 16

ARMOIRE MONITORING
PDL_IRIO
ENERYO CAILLAN

Schneider Electric

02984821

Projet - No commande / Project - Order No.	Indice / Rev	Folio / Sheet
FPVTB0535	01	087

A3 suite - 11/2006

RESERVE	RESERVE	RESERVE	RESERVE	RESERVE	RESERVE	RESERVE	RESERVE

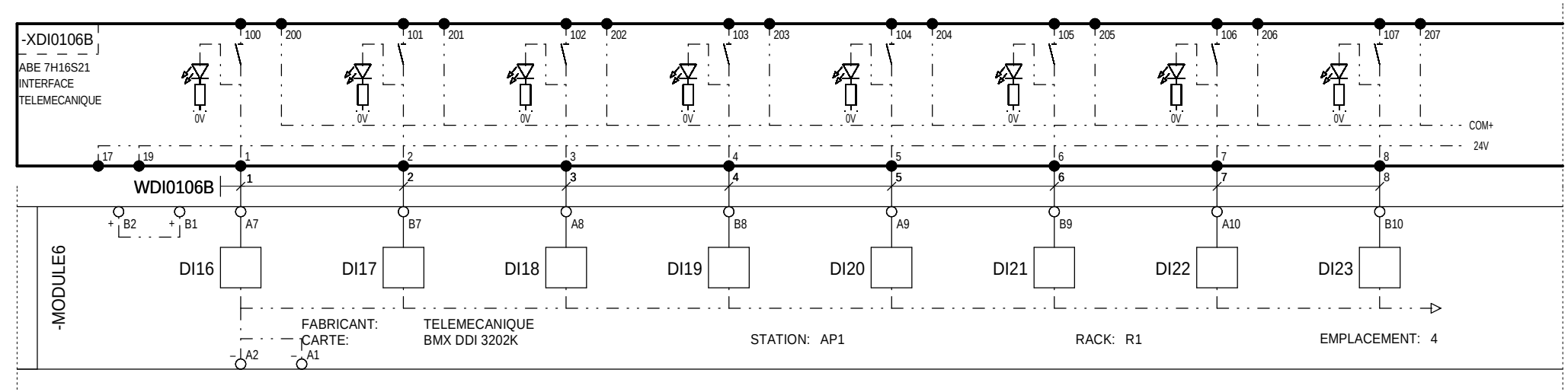

N201
AL01

The technical information contained in this document is the exclusive propery of Schneider Electric Industries S.A.S and cannot be used or copied or disclosed to third parties of any kind without its written consent. Only those drawings and diagrams marked "certified" are to be used for execution. All drawings shown in this document are in open position, drawn out with operating mechanism discharged and all power sources off.

Les informations techniques contenues dans ce document sont la propriete exclusive de Schneider Electric Industries S.A.S et ne peuvent etre utilisees ou divulguees a des tiers quels qu'ils soient sans son accord ecrit. Seuls nous engageant sur ce schéma sont en position ouvert - désarmés - débrochés - toutes sources coupées.

Ind. Rev	Date Date	Modification / Modification	Archiv. Micro-filmed	Ind. Rev	Date Date	Modification / Modification	Archiv. Micro-filmed
01	03/03/2011	Modifications liste I/O					
00	21/02/2011	Edition originale / First issue					

E TOR - MODULE ENTREES
ENTREES 17 A 24

E TOR - INPUTS MODULAR
INPUTS 17 TO 24

ARMOIRE MONITORING
PDL_IRIO
ENERYO CAILLAN

Schneider Electric

02984821

Projet - No commande / Project - Order No.	Indice / Rev	Folio / Sheet
FPVTB0535	01	088

A3 suite - 11/2006

RESERVE	RESERVE	RESERVE	RESERVE	RESERVE	RESERVE	RESERVE	RESERVE

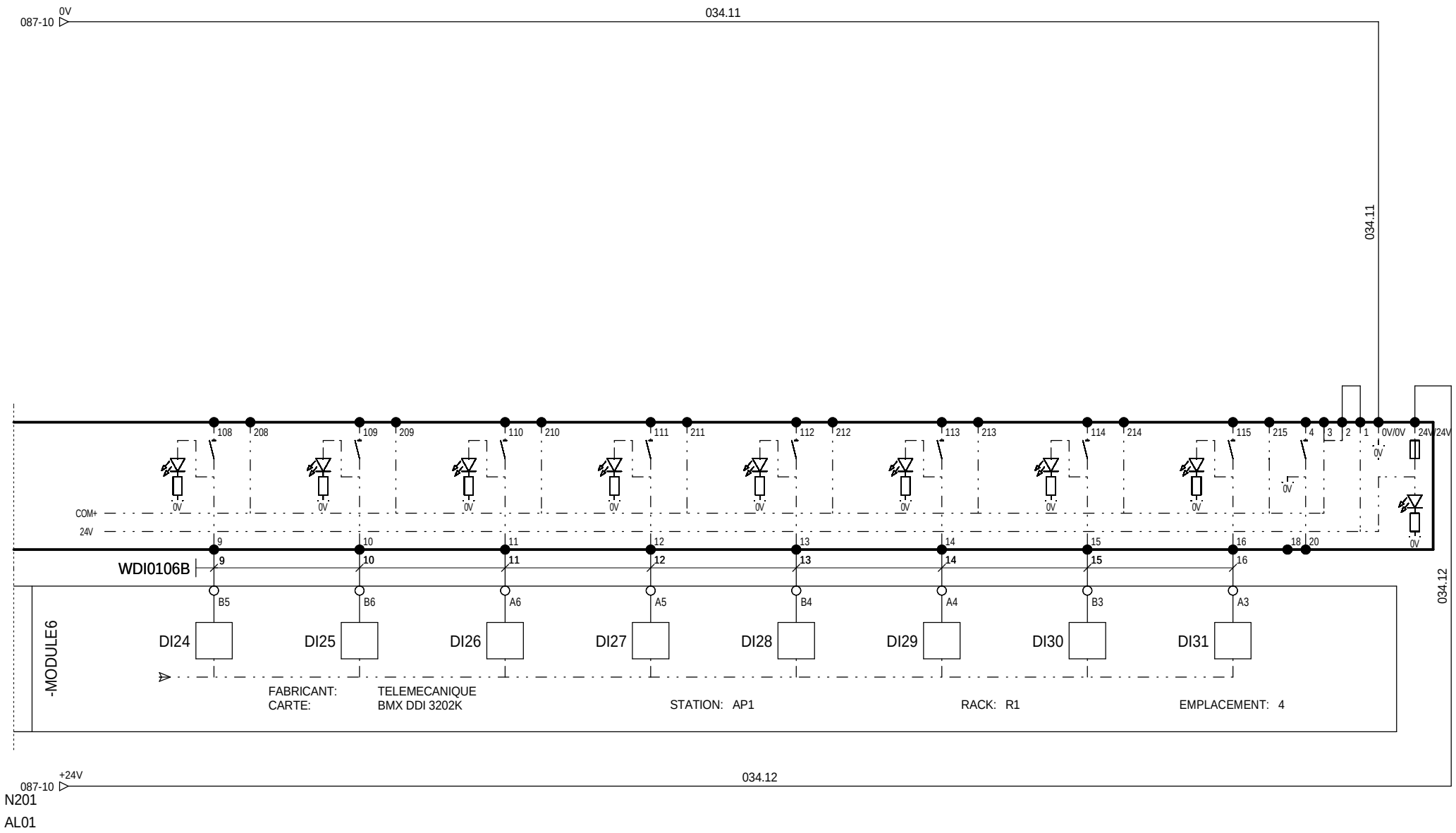

The technical information contained in this document is the exclusive property of Schneider Electric Industries S.A.S and cannot be used or disclosed to third parties of any kind without its written consent. Only those drawings and diagrams marked "certified" are to be used for execution. All drawings shown in this document are in open position, drawn out with operating mechanism discharged and all power sources off.

Les informations techniques contenues dans ce document sont la propriete exclusive de Schneider Electric Industries S.A.S et ne peuvent etre utilisees ou divulguees a des tiers quels qu'ils soient sans son accord ecrit. Seuls nous engagent ou ne engagent que les plans et schemas marques "certifie". Les dessins ci-dessous sont en position ouverte, les appareils representes sur ce schéma sont en position ouvert - désarmés - débrochés - toutes sources coupées.

Ind. Rev	Date Date	Modification / Modification	Archiv. Micro-filmed	Ind. Rev	Date Date	Modification / Modification	Archiv. Micro-filmed
01	03/03/2011	Modifications liste I/O					
00	21/02/2011	Edition originale / First issue					

E TOR - MODULE ENTREES
ENTREES 25 A 32

E TOR - INPUTS MODULAR
INPUTS 25 TO 32

ARMOIRE MONITORING
PDL_IRIO
ENERYO CAILLAN

Schneider Electric

02984821

Projet - No commande / Project - Order No.	Indice / Rev	Folio / Sheet
FPVTB0535	01	089

A3 suite - 11/2006

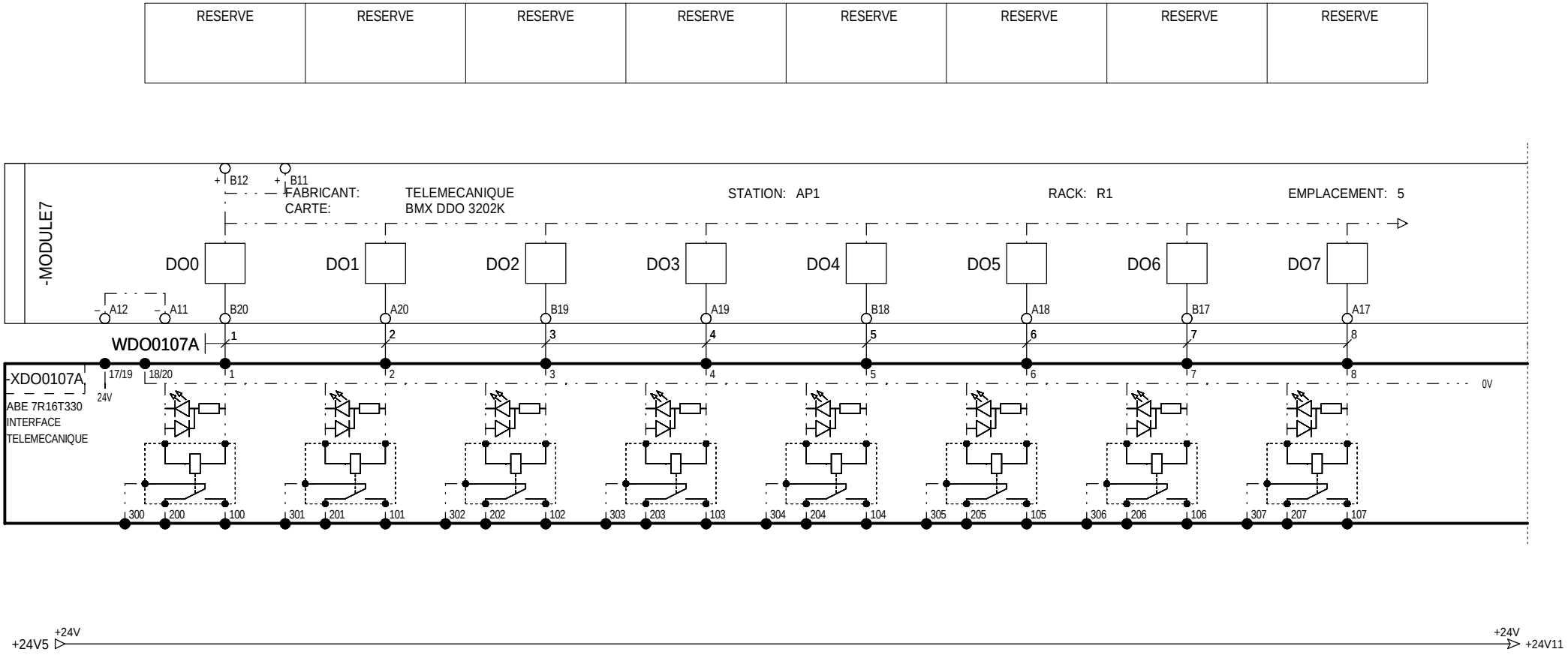

N201

AL01

The technical information contained in this document is the exclusive property of Schneider Electric Industries S.A.S and cannot be used or disclosed to third parties of any kind without its written consent. Only those drawings and diagrams specifically approved for construction purposes may be used for execution of the diagrams are in open position, drawn out with operating mechanism discharged and all power sources off.

Les informations techniques contenues dans ce document sont la propriete exclusive de Schneider Electric Industries S.A.S et ne peuvent etre utilisees ou divulguees a des tiers quels qu'ils soient sans son accord ecrit. Seuls nous engageant sur ce schéma sont en position ouvert - désarmés - débroché - toutes sources coupées.

Ind. Rev	Date Date	Modification / Modification	Archiv. Micro-filmed	Ind. Rev	Date Date	Modification / Modification	Archiv. Micro-filmed
01	03/03/2011	Modifications liste I/O					
00	21/02/2011	Edition originale / First issue					

E TOR - MODULE SORTIES
SORTIES 1 A 8

E TOR - OUTPUTS MODULAR
OUTPUTS 1 TO 8

ARMOIRE MONITORING
PDL_IRIO
ENERYO CAILLAN

Schneider Electric

02984821

Projet - No commande Project - Order No.	Indice Rev	Folio Sheet
FPVTB0535	01	090

A3 suite - 11/2006

DEIE - TSD RSE hors-service	DEIE - TSD RSE en service	DEIE - TSD Centrale couplée	DEIE - TSD Centrale découplée	DEIE - TSD Attente autorisation de couplage	DEIE - TSD Autorisation de couplage reçue	DEIE - TSD fin de demande de découplage reçue	DEIE - TSD Demande de découplage reçue

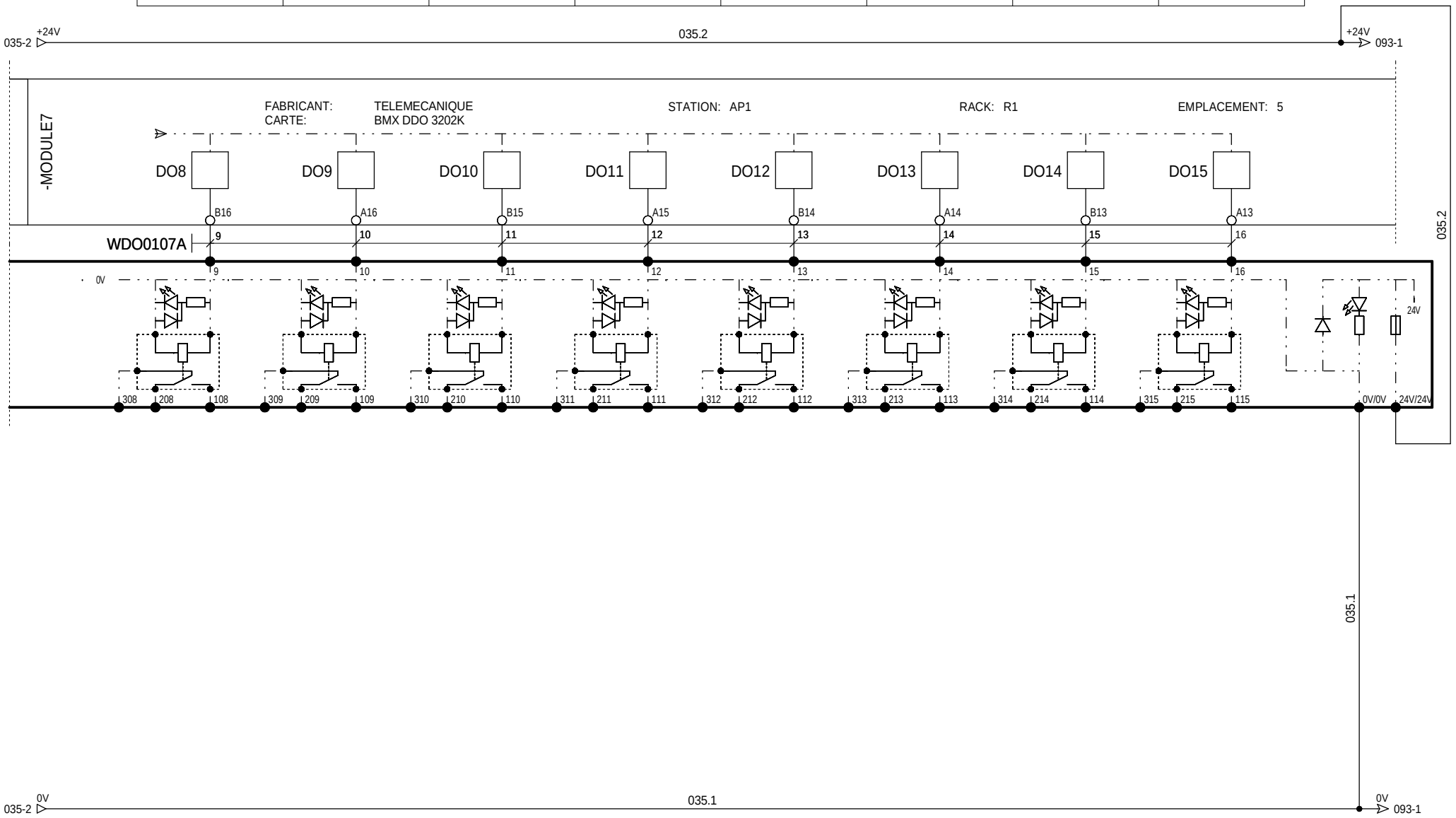

N201

AL01

Ind. Rev	Date Date	Modification / Modification	Archiv. Micro-filmed	Ind. Rev	Date Date	Modification / Modification	Archiv. Micro-filmed
01	03/03/2011	Modifications liste I/O					
00	21/02/2011	Edition originale / First issue					

E TOR - MODULE SORTIES
SORTIES 9 A 16

E TOR - OUTPUTS MODULAR
OUTPUTS 9 TO 16

ARMOIRE MONITORING
PDL_IRIO
ENERYO CAILLAN

Schneider Electric

02984821

Projet - No commande Project - Order No.	Indice Rev	Folio Sheet
FPVTB0535	01	091

A3 suite - 11/2006

The technical information contained in this document is the exclusive property of Schneider Electric Industries S.A.S and cannot be used or disclosed to third parties of any kind without its written consent. Only those drawings and diagrams specifically referred to in the contract are to be used for execution. All electrical voltages are in open position, drawn out with operating mechanism discharged and all power sources off.

Les informations techniques contenues dans ce document sont la propriete exclusive de Schneider Electric Industries S.A.S et ne peuvent etre utilisees ou divulguees a des tiers quels qu'ils soient sans son accord ecrit. Seuls nous engageant sur ce schéma sont en position ouvert - désarmés - débrochés - toutes sources coupées.

DEIE - TSD	DEIE - TSD	DEIE - TSD	DEIE - TSD	DEIE - TSS	DEIE	DEIE	RESERVE
Position fin de passage à P0	Position de passage à P0	Position fin de passage à Q0	Position de passage à Q0	Centrale indisponible	Téléaction en service	Téléaction hors service	

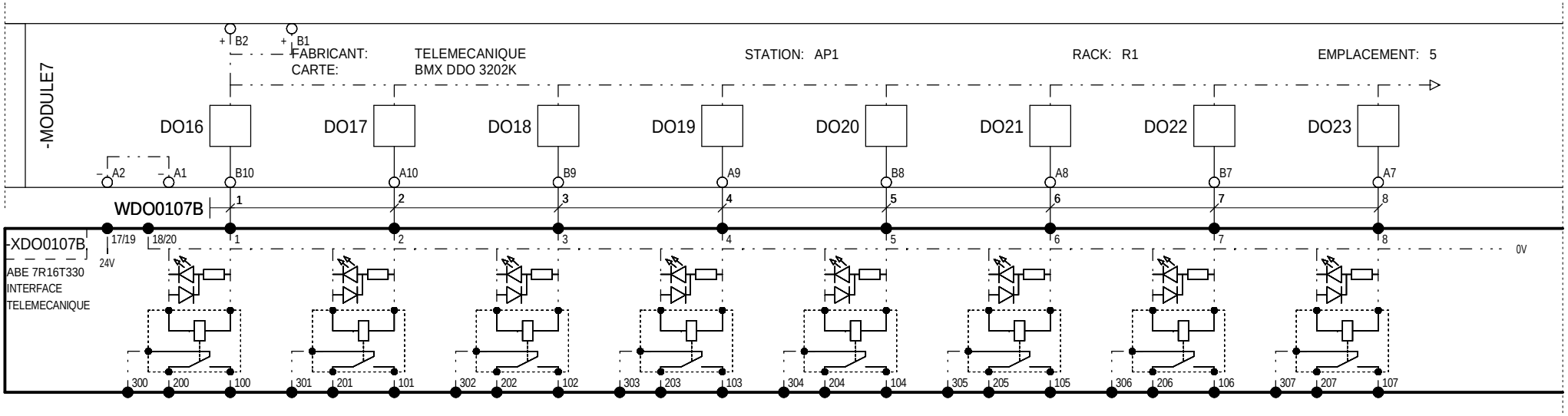

N201
AL01

The technical information contained in this document is the exclusive property of Schneider Electric Industries S.A.S and cannot be used or disclosed to third parties of any kind without its written consent. Only those drawings and diagrams specifically approved for construction may be used for execution purposes. All diagrams are in open position, drawn out with operating mechanism discharged and all power sources off.

Les informations techniques contenues dans ce document sont la propriete exclusive de Schneider Electric Industries S.A.S et ne peuvent etre utilisees ou divulguees a des tiers quels qu'ils soient sans son accord ecrit. Seuls nous engageant au sens de ses offres publiees et contrats en vigueur, les schemas ci-joints ne sont valables que lorsque l'appareillage est represente sur ce schéma sont en position ouvert - désarmés - débrochés - toutes sources coupées.

Ind. Rev	Date Date	Modification / Modification	Archiv. Micro-filmed	Ind. Rev	Date Date	Modification / Modification	Archiv. Micro-filmed
01	03/03/2011	Modifications liste I/O					
00	21/02/2011	Edition originale / First issue					

E TOR - MODULE SORTIES
SORTIES 17 A 25

E TOR - OUTPUTS MODULAR
OUTPUTS 17 TO 24

ARMOIRE MONITORING
PDL_IRIO
ENERYO CAILLAN

Schneider Electric

02984821

Projet - No commande Project - Order No.	Indice Rev	Folio Sheet
FPVTB0535	01	092

A3 suite - 11/2006

RESERVE	RESERVE	RESERVE	48V MT Relance chargeur 48 Volts	RESERVE	RESERVE	RESERVE	RESERVE

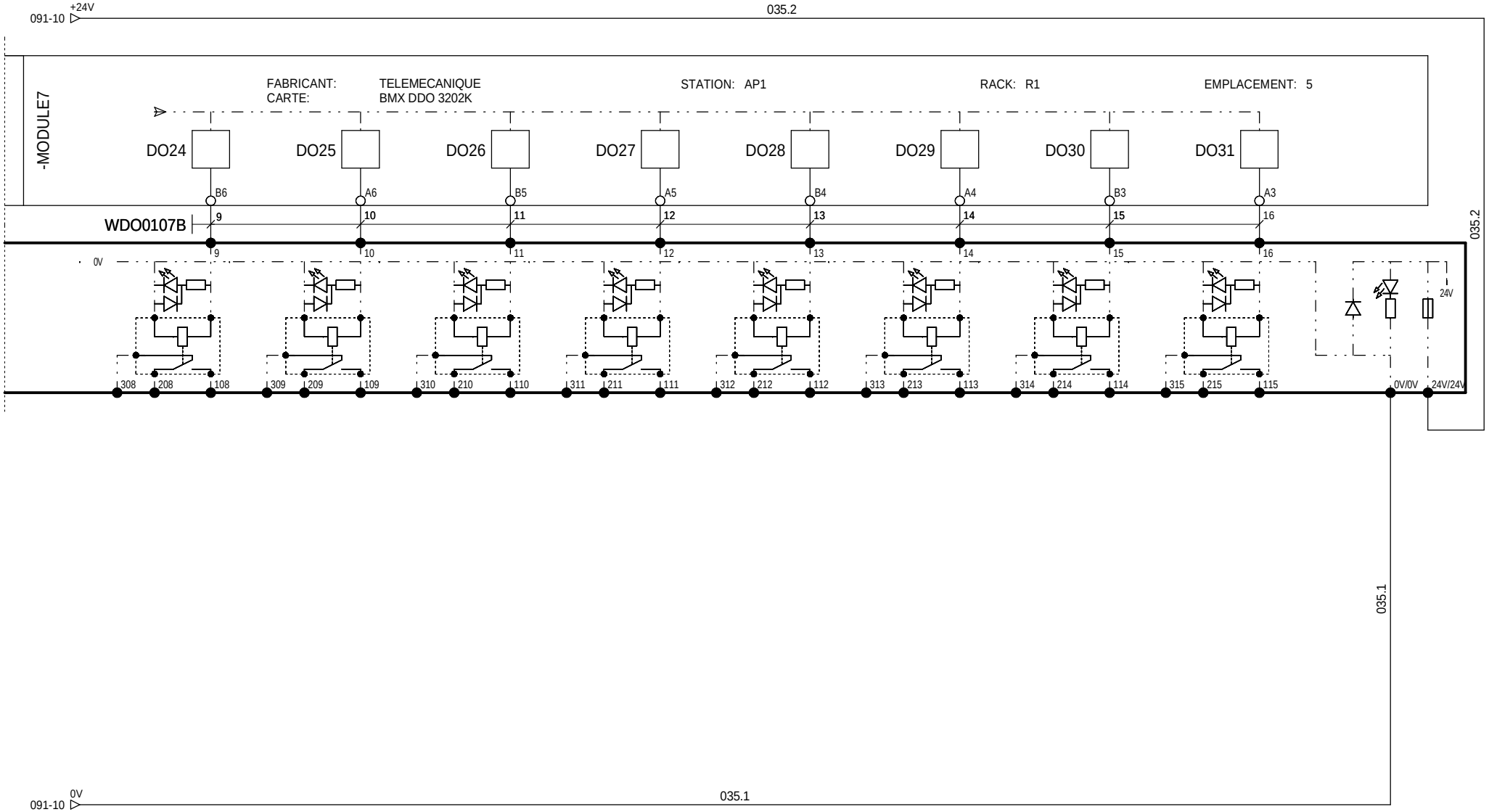

N201

AL01

Ind. Rev	Date Date	Modification / Modification	Archiv. Micro-filmed	Ind. Rev	Date Date	Modification / Modification	Archiv. Micro-filmed
01	03/03/2011	Modifications liste I/O					
00	21/02/2011	Edition originale / First issue					

E TOR - MODULE SORTIES
SORTIES 26 A 32

E TOR - OUTPUTS MODULAR
OUTPUTS 25 TO 32

ARMOIRE MONITORING
PDL_IRIO
ENERYO CAILLAN

Schneider Electric

02984821

Projet - No commande Project - Order No.	Indice Rev	Folio Sheet
FPVTB0535	01	093

A3 suite - 11/2006

The technical information contained in this document is the exclusive property of Schneider Electric Industries S.A.S and cannot be used or disclosed to third parties of any kind without its written consent. Only those drawings and diagrams specifically identified as being for use with the equipment are shown in the voltages are in open position, drawn out with operating mechanism discharged and all power sources off.

Les informations techniques contenues dans ce document sont la propriete exclusive de Schneider Electric Industries S.A.S et ne peuvent etre utilisees ou divulguees a des tiers quels qu'ils soient sans son accord ecrit. Seuls nous engageant sur ce schéma sont en position ouvert - désarmés - débrochés - toutes sources coupées.

The technical information contained in this document is the exclusive property of Schneider Electric Industries S.A.S and cannot be used or disclosed to third parties of any kind without its written consent. Only those drawings and diagrams marked "for order" are valid for execution. All drawings shown in this document are in open position, drawn out with operating mechanism discharged and all power sources off.

Les informations techniques contenues dans ce document sont la propriete exclusive de Schneider Electric Industries S.A.S et ne peuvent etre utilisees ou divulguees a des tiers quels qu'ils soient sans son accord ecrit. Seuls nous engageant pour ce document : les plans marqués "a la commande". Les appareils representes sur ce schéma sont en position ouvert - désarmés - débrochés - toutes sources coupées.

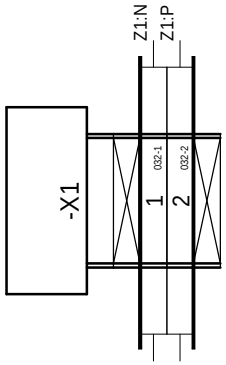

=N201
+AL01

Ind. Rev	Date Date	Modification / Modification	Archiv. Micro-filmed	Ind. Rev	Date Date	Modification / Modification	Archiv. Micro-filmed
00	29/11/2010	Edition originale / First issue					

BORNIER : =N201+AL01-X1

ARMOIRE MONITORING
PDL_IRIO
ENERYO CAILLAN

Schneider Electric

02984821

Projet - No commande Project - Order No.	Indice Rev	Folio Sheet
FPVTB0535	00	150

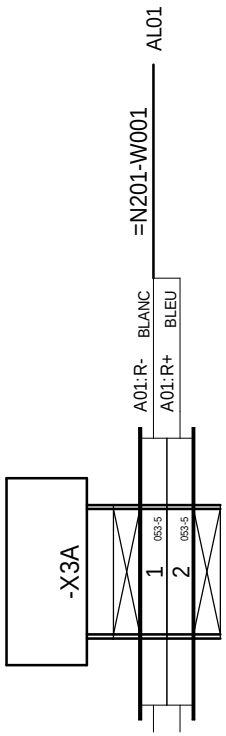

The technical information contained in this document is the exclusive property of Schneider Electric Industries S.A.S and cannot be used or disclosed to third parties of any kind without its written consent. Only those drawings and diagrams marked "for order" are valid for execution. All devices shown in this diagram are in open position, drawn out with operating mechanism discharged and all power sources off.

Les informations techniques contenues dans ce document sont la propriete exclusive de Schneider Electric Industries S.A.S et ne peuvent etre utilisees ou divulguees a des tiers quels qu'ils soient sans son accord ecrit. Seuls nous engageant sur ce schéma sont en position ouvert - désarmés - débrochés - toutes sources coupées.

=N201
+AL01

Ind. Rev	Date Date	Modification / Modification	Archiv. Micro-filmed	Ind. Rev	Date Date	Modification / Modification	Archiv. Micro-filmed
00	29/11/2010	Edition originale / First issue					

BORNIER : =N201+AL01-X3A

ARMOIRE MONITORING
PDL_IRIO
ENERYO CAILLAN

Schneider Electric

02984821

Projet - No commande / Project - Order No.	Indice Rev	Folio Sheet
FPVTB0535	00	151

The technical information contained in this document is the exclusive property of Schneider Electric Industries S.A.S and cannot be used or disclosed to third parties of any kind without its written consent. Only those drawings and diagrams marked "for order" are valid for execution. All drawings shown in this document are in open position, drawn out with operating mechanism discharged and all power sources off.

Les informations techniques contenues dans ce document sont la propriete exclusive de Schneider Electric Industries S.A.S et ne peuvent etre utilisees ou divulguees a des tiers quels qu'ils soient sans son accord ecrit. Seuls nous engageant sur ce schéma sont en position ouvert - désarmés - débrochés - toutes sources coupées.

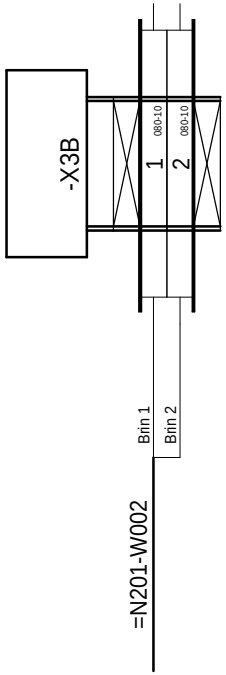

=N201
+AL01

Ind. Rev	Date Date	Modification / Modification	Archiv. Micro-filmed	Ind. Rev	Date Date	Modification / Modification	Archiv. Micro-filmed
00	29/11/2010	Edition originale / First issue					

BORNIER : =N201+AL01-X3B

ARMOIRE MONITORING
PDL_IRIO
ENERYO CAILLAN

Schneider Electric

02984821

Projet - No commande Project - Order No.	Indice Rev	Folio Sheet
FPVTB0535	00	152

A3 suite - 01/2008

The technical information contained in this document is the exclusive property of Schneider Electric Industries S.A.S and cannot be used or disclosed to third parties of any kind without its written consent. Only those drawings and diagrams certified for order are binding. All drawings are shown in the diagrams are in open position, drawn out with operating mechanism discharged and all power sources off.

Les informations techniques contenues dans ce document sont la propriete exclusive de Schneider Electric Industries S.A.S et ne peuvent etre utilisees ou divulguees a des tiers quels qu'ils soient sans son accord ecrit. Seuls nous engageant sur ce schéma sont en position ouvert - désarmés - débrochés - toutes sources coupées.

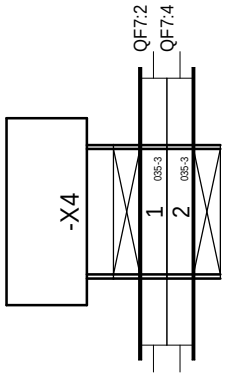

=N201
+AL01

Ind. Rev	Date Date	Modification / Modification	Archiv. Micro-filmed	Ind. Rev	Date Date	Modification / Modification	Archiv. Micro-filmed
02	25/03/2011	Modification cablage module A031					
00	29/11/2010	Edition originale / First issue					

BORNIER : =N201+AL01-X4

ARMOIRE MONITORING
PDL_IRIO
ENERYO CAILLAN

Schneider Electric

02984821

Projet - No commande Project - Order No.	Indice Rev	Folio Sheet
FPVTB0535	02	153

A3 suite - 01/2008

The technical information contained in this document is the exclusive property of Schneider Electric Industries S.A.S and cannot be used or disclosed to third parties of any kind without its written consent. Only those drawings and diagrams certified for execution by Schneider Electric are binding for execution. All drawings shown in this document are in open position, drawn out with operating mechanism discharged and all power sources off.

Les informations techniques contenues dans ce document sont la propriete exclusive de Schneider Electric Industries S.A.S et ne peuvent etre utilisees ou divulguees a des tiers quels qu'ils soient sans son accord ecrit. Seuls nous engageant pour ce document : les plans certifiés schéma pour execution. Les appareils représentés sur ce schéma sont en position ouvert - désarmés - débrochés - toutes sources coupées.

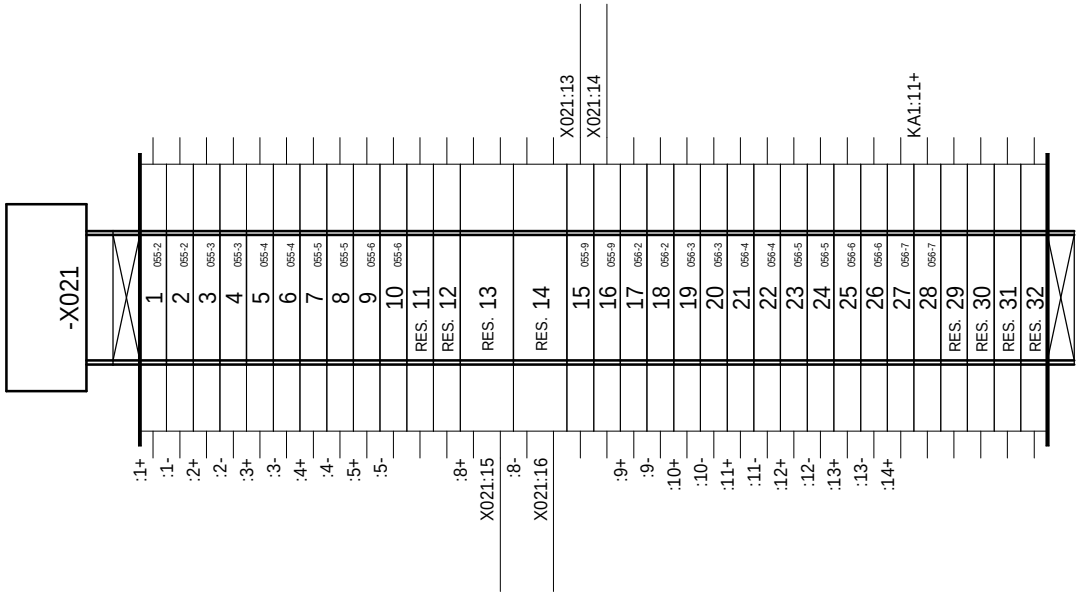

=N201
+AL01

Ind. Rev	Date Date	Modification / Modification	Archiv. Micro-filmed	Ind. Rev	Date Date	Modification / Modification	Archiv. Micro-filmed
01	03/03/2011	Modifications liste I/O					
00	29/11/2010	Edition originale / First issue					

BORNIER : =N201+AL01-X021

ARMOIRE MONITORING
PDL_IRIO
ENERYO CAILLAN

Schneider Electric

02984821

Projet - No commande Project - Order No.	Indice Rev	Folio Sheet
FPVTB0535	01	154

A3 suite - 01/2008

The technical information contained in this document is the exclusive property of Schneider Electric Industries S.A.S and cannot be used or disclosed to third parties of any kind without its written consent. Only those drawings and diagrams marked "for execution" are to be used for execution. All drawings shown in this document are in open position, drawn out with operating mechanism discharged and all power sources off.

Les informations techniques contenues dans ce document sont la propriete exclusive de Schneider Electric Industries S.A.S et ne peuvent etre utilisees ou divulguees a des tiers quels qu'ils soient sans son accord ecrit. Seuls nous engageant pour ce document les plans et schemas annotes "a des fins d'execution". Les appareils representes sur ce schéma sont en position ouvert - désarmés - débrochés - toutes sources coupées.



=N201
+AL01

Ind. Rev	Date Date	Modification / Modification	Archiv. Micro-filmed	Ind. Rev	Date Date	Modification / Modification	Archiv. Micro-filmed
00	29/11/2010	Edition originale / First issue					

BORNIER : =N201+AL01-X022

ARMOIRE MONITORING
PDL_IRIO
ENERYO CAILLAN

Schneider Electric

02984821

Projet - No commande / Project - Order No.	Indice / Rev	Folio / Sheet
FPVTB0535	00	155

A3 suite - 01/2008

The technical information contained in this document is the exclusive propery of Schneider Electric Industries S.A.S and cannot be used or disclosed to third parties of any kind without its written consent. Only those drawings and diagrams marked "certified" are to be used for execution purposes. All drawings shown in this document are in open position, drawn out with operating mechanism discharged and all power sources off.

Les informations techniques contenues dans ce document sont la propriete exclusive de Schneider Electric Industries S.A.S et ne peuvent etre utilisees ou divulguees a des tiers quels qu'ils soient sans son accord ecrit. Seuls nous engageant sur ce schéma sont en position ouvert - désarmés - débrochés - toutes sources coupées.

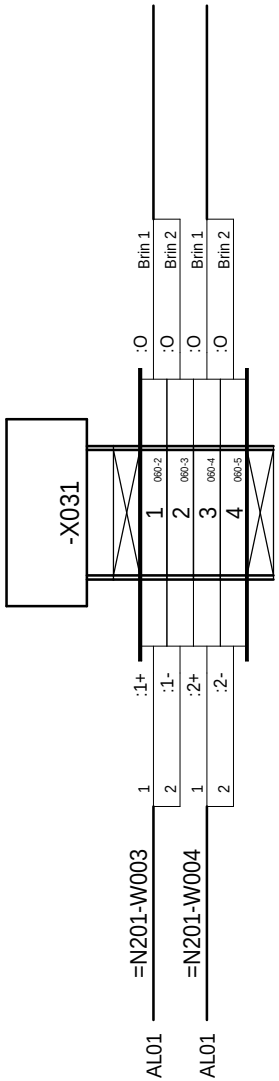

=N201
+AL01

Ind. Rev	Date Date	Modification / Modification	Archiv. Micro-filmed	Ind. Rev	Date Date	Modification / Modification	Archiv. Micro-filmed
00	29/11/2010	Edition originale / First issue					

BORNIER : =N201+AL01-X031

ARMOIRE MONITORING
PDL_IRIO
ENERYO CAILLAN

Schneider Electric

02984821

Projet - No commande Project - Order No.	Indice Rev	Folio Sheet
FPVTB0535	00	156

A3 suite - 01/2008

The technical information contained in this document is the exclusive property of Schneider Electric Industries S.A.S and cannot be used or disclosed to third parties of any kind without its written consent. Only those drawings and diagrams marked for order may be used for execution. All drawings shown in this document are in open position, drawn out with operating mechanism discharged and all power sources off.

Les informations techniques contenues dans ce document sont la propriete exclusive de Schneider Electric Industries S.A.S et ne peuvent etre utilisees ou divulguees a des tiers quels qu'ils soient sans son accord ecrit. Seuls nous engageant pour ce document : les plans et schemas dans une position de commande, les appareils representes sur ce schéma sont en position ouvert - désarmés - débrochés - toutes sources coupées.

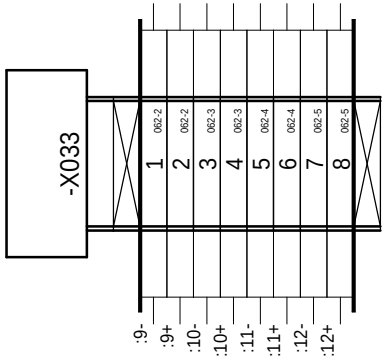

=N201
+AL01

Ind. Rev	Date Date	Modification / Modification	Archiv. Micro-filmed	Ind. Rev	Date Date	Modification / Modification	Archiv. Micro-filmed
00	29/11/2010	Edition originale / First issue					

BORNIER : =N201+AL01-X033

ARMOIRE MONITORING
PDL_IRIO
ENERYO CAILLAN

Schneider Electric

02984821

Projet - No commande / Project - Order No.	Indice / Rev	Folio / Sheet
FPVTB0535	00	157

The technical information contained in this document is the exclusive property of Schneider Electric Industries S.A.S and cannot be used or disclosed to third parties of any kind without its written consent. Only those drawings and diagrams certified for order by us are authorized for execution. All drawings shown in this document are in open position, drawn out with operating mechanism discharged and all power sources off.

Les informations techniques contenues dans ce document sont la propriete exclusive de Schneider Electric Industries S.A.S et ne peuvent etre utilisees ou divulguees a des tiers quels qu'ils soient sans son accord ecrit. Seuls nous engageant pour ce document les plans certifies conforme a la commande. Les appareils representes sur ce schéma sont en position ouvert - désarmés - débrochés - toutes sources coupées.

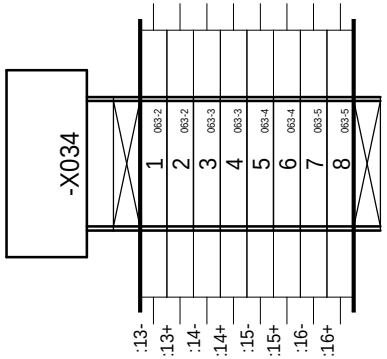

=N201
+AL01

Ind. Rev	Date Date	Modification / Modification	Archiv. Micro-filmed	Ind. Rev	Date Date	Modification / Modification	Archiv. Micro-filmed
00	29/11/2010	Edition originale / First issue					

BORNIER : =N201+AL01-X034

ARMOIRE MONITORING
PDL_IRIO
ENERYO CAILLAN

Schneider Electric

02984821

Projet - No commande / Project - Order No.	Indice / Rev	Folio / Sheet
FPVTB0535	00	158

A3 suite - 01/2008

The technical information contained in this document is the exclusive propery of Schneider Electric Industries S.A.S and cannot be used or disclosed to third parties of any kind without its written consent. Only those drawings and diagrams certified after order are binding and reflect the equipment as shown in the diagrams are in open position, drawn out with operating mechanism discharged and all power sources off.

Les informations techniques contenues dans ce document sont la propriete exclusive de Schneider Electric Industries S.A.S et ne peuvent etre utilisees ou divulguees a des tiers quels qu'ils soient sans son accord ecrit. Seuls nous engageant pour ce document les plans certifies apres commande. Les appareils representes sur ce schéma sont en position ouvert - désarmés - débrochés - toutes sources coupées.

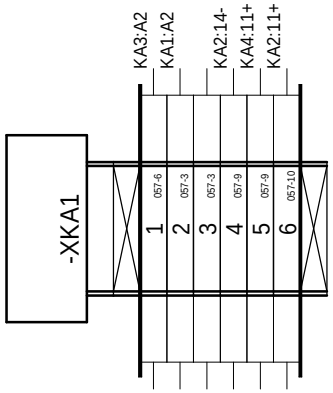

=N201
+AL01

Ind. Rev	Date Date	Modification / Modification	Archiv. Micro-filmed	Ind. Rev	Date Date	Modification / Modification	Archiv. Micro-filmed
00	29/11/2010	Edition originale / First issue					

BORNIER : =N201+AL01-XKA1

ARMOIRE MONITORING
PDL_IRIO
ENERYO CAILLAN

Schneider Electric

02984821

Projet - No commande / Project - Order No.	Indice / Rev	Folio / Sheet
FPVTB0535	00	159

Nom composant / Component name: Localisation (Location)	Installation (Function)	Repère (Tag)	Page (Sheet)	Designation	Fabricant (Manufacturer)	Ref. fabricant (Manufacturer Ref.)
AL01	N201	A01	053	ALIMENTATION BOITIER CPU PHENIX, BOITIER EXT-2, ADRESSAGE PAR ROUE CODEUSE, RS485 PAR SWITCH	=S= TELECONTROL	0RIO2 UPS-2
			053	COMPACT FLASH 1Go (type indus)	=S= TELECONTROL	AR00720
		A02	053	BOITIER CPU PHENIX, 1 EMPLACEMENT CPU T3, 2 CARTE T2, ADRESSAGE PAR ROUE CODEUSE, CARTE CPU RIO2 AVEC 1 RJ45 E	=S= TELECONTROL	0RIO 314
		A03	053	BOITIER EXT-1, 4 EMPLACEMENTS CARTES T1, ADRESSAGE PAR ROUE CODEUSE	=S= TELECONTROL	0RIO2 EXT-1
		A021	053	CARTE 16 ENTREES LOGIQUES ET COMPTAGES, TAILLE 2	=S= TELECONTROL	0RIO2 16DI
		A022	053	CARTE 16 ENTREES LOGIQUES ET COMPTAGES, TAILLE 2	=S= TELECONTROL	0RIO2 16DI
		A031	053	CARTE 4 ENTREES ANALOGIQUES UNIVERSELLES, TAILLE 1	=S= TELECONTROL	0RIO1 04AI
		A032	053	CARTE 4 ENTREES ANALOGIQUES 4-20mA, TAILLE 1	=S= TELECONTROL	0RIO1 04AI-C
		AP1R1	080	RACK 8 EMPLACEMENTS	TELEMECANIQUE	BMX XBP 0800
		F1	060	FICHE PARAFOUDRE 1 BOUCLE-In:10kA (8/20)-Uc:28VDC	PHOENIX CONTACT	2856032
			060	EMBASE PARAFOUDRE	PHOENIX CONTACT	2856113
			060	RACCORDEMENT AUTODENUDANT POUR BLINDAGE	PHOENIX CONTACT	2839295
		F2	060	FICHE PARAFOUDRE 1 BOUCLE-In:10kA (8/20)-Uc:28VDC	PHOENIX CONTACT	2856032
			060	EMBASE PARAFOUDRE	PHOENIX CONTACT	2856113
			060	RACCORDEMENT AUTODENUDANT POUR BLINDAGE	PHOENIX CONTACT	2839295
		F3	061	FICHE PARAFOUDRE 1 BOUCLE-In:10kA (8/20)-Uc:28VDC	PHOENIX CONTACT	2856032
			061	EMBASE PARAFOUDRE	PHOENIX CONTACT	2856113
			061	RACCORDEMENT AUTODENUDANT POUR BLINDAGE	PHOENIX CONTACT	2839295
		F4	061	FICHE PARAFOUDRE 1 BOUCLE-In:10kA (8/20)-Uc:28VDC	PHOENIX CONTACT	2856032
			061	EMBASE PARAFOUDRE	PHOENIX CONTACT	2856113
			061	RACCORDEMENT AUTODENUDANT POUR BLINDAGE	PHOENIX CONTACT	2839295
		F5	061	FICHE PARAFOUDRE 1 BOUCLE-In:10kA (8/20)-Uc:28VDC	PHOENIX CONTACT	2856032
			061	EMBASE PARAFOUDRE	PHOENIX CONTACT	2856113
			061	RACCORDEMENT AUTODENUDANT POUR BLINDAGE	PHOENIX CONTACT	2839295
		F6	061	FICHE PARAFOUDRE 1 BOUCLE-In:10kA (8/20)-Uc:28VDC	PHOENIX CONTACT	2856032
			061	EMBASE PARAFOUDRE	PHOENIX CONTACT	2856113
			061	RACCORDEMENT AUTODENUDANT POUR BLINDAGE	PHOENIX CONTACT	2839295
		F1.1	054	FICHE PARAFOUDRE LIAISON HF 3FILS-In:10kA (8/20)-Uc:13VCC	PHOENIX CONTACT	2858043
			054	EMBASE PARAFOUDRE AVEC DECOUPLAGE ECRAN/MASSE	PHOENIX CONTACT	2856126
			054	RACCORDEMENT AUTODENUDANT POUR BLINDAGE	PHOENIX CONTACT	2839295
		G01	053	BATTERIE AU PLOMB 12V 2.1Ah	=S= TELECONTROL	0REV PBA12001
		KA1	057	PLC OPTOCOUPLEUR 24VDC, 100mA, 1NO	PHOENIX CONTACT	2966728
		KA2	057	PLC OPTOCOUPLEUR 24VDC, 100mA, 1NO	PHOENIX CONTACT	2966728
		KA3	057	PLC OPTOCOUPLEUR 24VDC, 100mA, 1NO	PHOENIX CONTACT	2966728
		KA4	057	PLC OPTOCOUPLEUR 24VDC, 100mA, 1NO	PHOENIX CONTACT	2966728
		MODULE1	080	MODULE D'ALIMENTATION 24VDC, 3.3VDC 2.5A, 24VDC 0.7A	TELEMECANIQUE	BMX CPS 2010
		MODULE2	080	MODULE PROCESSEUR M340 4096K RAM, 1 Modbus, 1 USB, 1 ETHERNET TCP/IP	TELEMECANIQUE	BMX P34 2020
		MODULE3	080	MODULE RESEAU ETHERNET TCP/IP 10/100Mbit/s, C30	TELEMECANIQUE	BMX NOE 0110
		MODULE4	080	MODULE D'ENTREES ANALOGIQUE 4E ±10V, 0…10V, 0…5V, 1…5V, ±5V, 0…20mA, 4...20mA, ±20mA	TELEMECANIQUE	BMX AMI 0410
		MODULE5	080	MODULE D'ENTREES 32E 24VDC	TELEMECANIQUE	BMX DDI 3202K
		MODULE6	080	MODULE D'ENTREES 32E 24VDC	TELEMECANIQUE	BMX DDI 3202K
		MODULE7	080	MODULE DE SORTIES TOR 32S 24VDC 0.1A	TELEMECANIQUE	BMX DDO 3202K
		MODULE8	080	CACHE DE PROTECTION	TELEMECANIQUE	BMX XEM 010
		MODULE9	080	CACHE DE PROTECTION	TELEMECANIQUE	BMX XEM 010
		QF1	032	INTER I BI 20A SANS VOYANT	MERLIN GERIN	15006
		QF2	034	DISJONCTEUR C60H-DC BI 4 A COURBE C	MERLIN GERIN	MGN61524
		QF3	034	DISJONCTEUR C60H-DC BI 1 A COURBE C	MERLIN GERIN	MGN61521
		QF4	034	DISJONCTEUR C60H-DC BI 1 A COURBE C	MERLIN GERIN	MGN61521
		QF5	034	DISJONCTEUR C60H-DC BI 2 A COURBE C	MERLIN GERIN	MGN61522
		QF7	035	DISJONCTEUR C60H-DC BI 2 A COURBE C	MERLIN GERIN	MGN61522

The technical information contained in this document is the exclusive property of Schneider Electric Industries S.A.S and cannot be used or disclosed to third parties of any kind without its written consent. Only those drawings and diagrams permitted under contract may be used for the purpose shown in the contract. All devices shown in the diagrams are in open position, drawn out with operating mechanism discharged and all power sources off.

Les informations techniques contenues dans ce document sont la propriete exclusive de Schneider Electric Industries S.A.S et ne peuvent etre utilisees ou divulguees a des tiers quels qu'ils soient sans son accord ecrit. Seuls nous engageant sont les dessins prevus par le contrat. Les dessins ci-dessous ne montrent que les appareils representes sur ce schéma sont en position ouvert - désarmés - débrochés - toutes sources coupées.

Ind. Rev	Date Date	Modification / Modification	Archiv. Micro-filmed	Ind. Rev	Date Date	Modification / Modification	Archiv. Micro-filmed
02	25/03/2011	Modification cablage module A031					
01	03/03/2011	Modifications liste I/O					
00	21/02/2011	Edition originale / First issue		03	01/04/2011	Modifications cablage A031/A032	

NOMENCLATURE

ARMOIRE MONITORING
PDL_IRIO
ENERYO CAILLAN

Schneider Electric

02984821

Projet - No commande / Project - Order No.	Indice Rev	Folio Sheet
FPVTB0535	03	200

A3 suite - 11/2006

Nom composant / Component name: Localisation (Location)	Installation (Function)	Repère (Tag)	Page (Sheet)	Designation	Fabricant (Manufacturer)	Ref. fabricant (Manufacturer Ref.)
		QF8	035	DISJONCTEUR C60H-DC BI 2 A COURBE C	MERLIN GERIN	MGN61522
		QF9	035	DISJONCTEUR C60H-DC BI 1 A COURBE C	MERLIN GERIN	MGN61521
		QF6.1	034	DISJONCTEUR C60H-DC BI 1 A COURBE C	MERLIN GERIN	MGN61521
		QF6.2	034	DISJONCTEUR C60H-DC BI 1 A COURBE C	MERLIN GERIN	MGN61521
		QF6.3	035	DISJONCTEUR C60H-DC BI 1 A COURBE C	MERLIN GERIN	MGN61521
		R2	053	RESISTANCE 120 Ohms 1/4W +/-5 %		120 Ohms 1/4W +/-5%
		U1	033	ALIMENTATION REGULEE A DECOUP. MONO 100...240VAC/24VDC 240W	TELEMECANIQUE	ABL8RPS24100
		U2	046	SWITCH ETHERNET 6 PORTS 10/100 TX ET 2 PORTS 100 FX-MM	TELEMECANIQUE	TCSESM083F2CU0
		U3	046	ROUTEUR FIREWALL ADSL	ETIC	IPL-AD2
		U3.1	054	ISOLATEUR DE LIGNE RS485	ETIC	SI485
		W001	053	CABLE 1 PAIRE TORSADEE BLINDEE	BELDEN	9841
		W002	080	CABLE MODBUS RJ-DENUDE 3M RJ45	SCHNEIDER	VW3 A8 306 D30
		W003	060	CABLE 1 PAIRE TORSADEE BLINDEE	BELDEN	9841
		W004	060	CABLE 1 PAIRE TORSADEE BLINDEE	BELDEN	9841
		W005	060	CABLE 1 PAIRE TORSADEE BLINDEE	BELDEN	9841
		W006	054	CABLE 1 PAIRE TORSADEE BLINDEE	BELDEN	9841
		W007	054	CABLE 1 PAIRE TORSADEE BLINDEE	BELDEN	9841
		W008	060	CABLE 1 PAIRE TORSADEE BLINDEE	BELDEN	9841
		WAI0104A	081	CORDON PREEQUIPE POUR CONNECTION BMX AMI 0410 ET ABE 7CPA41*, 3m	TELEMECANIQUE	BMX FCA300
		WDI0105A/B	082	CORDON PREEQUIPE POUR EMBASE MODICOM TELEFAST ABE7, 2M	SCHNEIDER	BMXFCC203
		WDI0106A/B	086	CORDON PREEQUIPE POUR EMBASE MODICOM TELEFAST ABE7, 2M	SCHNEIDER	BMXFCC203
		WDO0107A/B	090	CORDON PREEQUIPE POUR EMBASE MODICOM TELEFAST ABE7, 2M	SCHNEIDER	BMXFCC203
		WET001	046	CORDON RESEAU ETHERNET BLINDE, CATEGORIE 5, PAIRE TORSADEE DROIT 2M	SCHNEIDER	490 NTW 000 02
		WET002	046	CORDON RESEAU ETHERNET BLINDE, CATEGORIE 5, PAIRE TORSADEE DROIT 2M	SCHNEIDER	490 NTW 000 02
		WET003	046	CORDON RESEAU ETHERNET BLINDE, CATEGORIE 5, PAIRE TORSADEE DROIT 2M	SCHNEIDER	490 NTW 000 02
		WO001	045	CORDON ZIPCORD SC-PC/SC-PC 6FO MULTIMODE 50/125µm 2.8mm, 2m, ORANGE	ICTL	502102221N
		WO002	045	CORDON ZIPCORD SC-PC/SC-PC 6FO MULTIMODE 50/125µm 2.8mm, 2m, ORANGE	ICTL	502102221N
		X1		BLOC DE JONCTION A VIS 2.5mm2, GRIS	PHOENIX CONTACT	3001501
				COUVERCLE	PHOENIX CONTACT	3003020
		X3A		BLOC DE JONCTION A VIS 2.5mm2, GRIS	PHOENIX CONTACT	3001501
				COUVERCLE	PHOENIX CONTACT	3003020
		X3B		BLOC DE JONCTION A VIS 2.5mm2, GRIS	PHOENIX CONTACT	3001501
				COUVERCLE	PHOENIX CONTACT	3003020
		X4		BLOC DE JONCTION A VIS 2.5mm2, GRIS	PHOENIX CONTACT	3001501
				COUVERCLE	PHOENIX CONTACT	3003020
		X021		BLOC DE JONCTION A VIS 2.5mm2, GRIS	PHOENIX CONTACT	3001501
				COUVERCLE	PHOENIX CONTACT	3003020
		X022		BLOC DE JONCTION A VIS 2.5mm2, GRIS	PHOENIX CONTACT	3001501
				COUVERCLE	PHOENIX CONTACT	3003020
		X031		BLOC DE JONCTION A VIS 2.5mm2, GRIS	PHOENIX CONTACT	3001501
				COUVERCLE	PHOENIX CONTACT	3003020
		X033		BLOC DE JONCTION A VIS 2.5mm2, GRIS	PHOENIX CONTACT	3001501
				COUVERCLE	PHOENIX CONTACT	3003020
		X034		BLOC DE JONCTION A VIS 2.5mm2, GRIS	PHOENIX CONTACT	3001501
				COUVERCLE	PHOENIX CONTACT	3003020
		XAI0104A	081	EMBASE DE RACCORDEMENT 4 VOIES D'ENTREES ANA	TELEMECANIQUE	ABE 7CPA410
		XDI0105A	082	EMBASE DE RACCORDEMENT PASSIVE 16 VOIES	TELEMECANIQUE	ABE 7H16S21
		XDI0105B	084	EMBASE DE RACCORDEMENT PASSIVE 16 VOIES	TELEMECANIQUE	ABE 7H16S21
		XDI0106A	086	EMBASE DE RACCORDEMENT PASSIVE 16 VOIES	TELEMECANIQUE	ABE 7H16S21
		XDI0106B	088	EMBASE DE RACCORDEMENT PASSIVE 16 VOIES	TELEMECANIQUE	ABE 7H16S21

Ind. Rev	Date Date	Modification / Modification	Archiv. Micro-filmed	Ind. Rev	Date Date	Modification / Modification	Archiv. Micro-filmed
02	25/03/2011	Modification cablage module A031					
01	03/03/2011	Modifications liste I/O					
00	21/02/2011	Edition originale / First issue		03	01/04/2011	Modifications cablage A031/A032	

NOMENCLATURE

ARMOIRE MONITORING
PDL_IRIO
ENERYO CAILLAN

Schneider Electric

02984821

Projet - No commande / Project - Order No.: FPVTB0535

Indice Rev: 03

Folio Sheet: 201

A3 suite - 11/2006

The technical information contained in this document is the exclusive property of Schneider Electric Industries S.A.S and cannot be used or disclosed to third parties of any kind without its written consent. Only those drawings and diagrams marked "certified" are consistent with the final version of the equipment. All drawings shown in this document are in open position, drawn out with operating mechanism discharged and all power sources off.

Les informations techniques contenues dans ce document sont la propriete exclusive de Schneider Electric Industries S.A.S et ne peuvent etre utilisees ou divulguees a des tiers quels qu'ils soient sans son accord ecrit. Seuls nous engagent ceux marqués "certifié" et les plans et schémas dans lesquels ils sont contenus. Les appareils représentés sur ce schéma sont en position ouvert - désarmés - débrochés - toutes sources coupées.

Nom composant / Component name: Localisation (Location)	Installation (Function)	Repère (Tag)	Page (Sheet)	Designation	Fabricant (Manufacturer)	Ref. fabricant (Manufacturer Ref.)
		XDO0107A	090	EMBASE DE SORTIES A RELAIS 16 VOIES	TELEMECANIQUE	ABE 7R16T330
		XDO0107B	092	EMBASE DE SORTIES A RELAIS 16 VOIES	TELEMECANIQUE	ABE 7R16T330
		XFO1	045	COFFRET FIDJI V2 FOLAN 12SC EQUIPE DE 12 RACC. SC PC SLEEVE METALLIQUES MULTIMODES, FIX. CLIPS, CORPS PLASTIQU	ICTL	ZSPE
		XKA1		BLOC DE JONCTION A VIS 2.5mm2, GRIS	PHOENIX CONTACT	3001501
		Z1	032	FILTRE CEM HAUTE PERFORMANCE, COURANT D'EMPLOI 1 A 10A	SCHAFFNER	FN 682-4/06
		Z2	035	FILTRE CEM HAUTE PERFORMANCE, COURANT D'EMPLOI 3 A 16A	SCHAFFNER	FN 9675-6/06

The technical information contained in this document is the exclusive propery of Schneider Electric Industries S.A.S and cannot be used or disclosed to third parties of any kind without its written consent. Only those drawings and diagrams permitted under work rules are binding for everybody. All devices shown in the drawings are in open position, drawn out with operating mechanism discharged and all power sources off.

Les informations techniques contenues dans ce document sont la propriete exclusive de Schneider Electric Industries S.A.S et ne peuvent etre utilisees ou divulguees a des tiers quels qu'ils soient sans son accord ecrit. Seuls nous engageant sont les dessins permis par les regles de travail. Les dessins ci-dessous sont a l'etat ouvert, les appareils representes sur ce schéma sont en position ouvert - désarmés - débrochés - toutes sources coupées.

Ind. (Rev)	Date (Date)	Modification / (Modification)	Archiv. (Micro-filmed)	Ind. (Rev)	Date (Date)	Modification / (Modification)	Archiv. (Micro-filmed)
02	25/03/2011	Modification cablage module A031					
01	03/03/2011	Modifications liste I/O					
00	21/02/2011	Edition originale / First issue		03	01/04/2011	Modifications cablage A031/A032	

NOMENCLATURE

ARMOIRE MONITORING
PDL_IRIO
ENERYO CAILLAN

Schneider Electric

02984821

Projet - No commande (Project - Order No.)	Indice (Rev)	Folio (Sheet)
FPVTB0535	03	202